


# 3-5NM+ Solar Marine Lantern

SL-C410/SL-C415



This equipment complies with requirements of the U.S. Coast Guard in 33 CFR part 66

The SL-C410 and SL-C415 are robust, completely self-contained 3–5NM+ Solar LED Lanterns specifically designed to withstand the tough marine environment, providing years of reliable, low-maintenance service. The 3 & 4 hole bolt pattern base fits directly onto existing 200mm bolt pattern industry standard mounts for ease of installation.

The four (4) premium-grade solar modules are integrated into the assembly, and mounted to collect sunlight at all angles. The SL-C410 has a large power supply consisting of four 7 watt panels (28 watt total) and the SL-C415 has four 8.4 watt panels (34 watt total) making these models perfect for use in lower sunlight areas or where more demanding duty cycles are required.

The base and top of the lanterns are made from composite moulded polycarbonate with UV-stabilised rubber corners and gaskets providing a superior IP68 waterproof rating – the best in the industry. A handle is incorporated into the chassis for safe lifting.


The tough, polycarbonate lens is specifically designed for use with LEDs and incorporates an environment-friendly spike – deterring unwelcome bird life. The lens design also ensures that vessel operators clearly see the light from above when passing the AtoN.

The SL-C410 and SL-C415 come with standard rotary switches for convenient in-field changes of flash characters and intensity selection. In addition, the unit may be provided with an IR programmer for added functionality. Programmable features include; flash code adjustment, battery diagnostics, lux adjustment and hibernation mode.

## GPS Synchronisation

Sealite has utilised the latest advancements in GPS technology to develop an internal synchronisation system that is incorporated into the SL-C410 and SL-C415 lanterns. Using overhead satellites, lights set to the same flash pattern will flash in unison.

When lanterns flash in synchronisation they can be clearly distinguished from other nav aids and confusing background lighting – ideal for rivers, marina entrances, channel marking and aquaculture.



## Features

- GPS synchronisation
- Environmentally friendly bird spike
- Composite moulded polycarbonate top and base
- Rotary switches for in-field flash characters & intensity selection

## Cost Effective

- Low maintenance costs
- Energy efficient light solution

## High Performance

- Premium-grade solar modules
- Designed to withstand tough marine environments
- Heavy-duty aluminium chassis
- User-replaceable components including battery
- 200mm bolt pattern for immediate installation

## Optional

- GSM monitoring & control system
- IR programmable

## Applications

- Tough marine environments

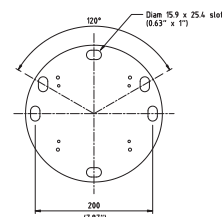
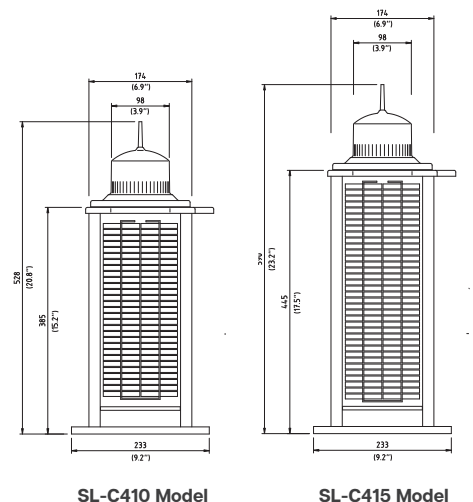
## Compliance

- U.S Coast Guard 33CFR part 66

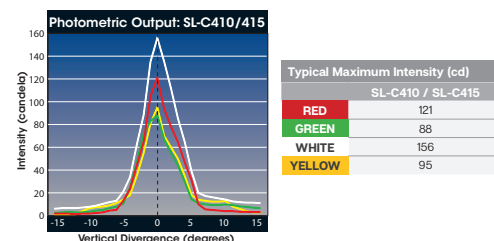
## Technical Specifications \*

	SL-C410	SL-C415
<b>Light Characteristics</b>		
<b>Light Source</b>	LED	LED
<b>Available Colours</b>	Red, Green, White, Yellow, Blue	Red, Green, White, Yellow, Blue
<b>Typical Maximum Intensity (cd)*</b>	Red - 121 Green - 88 White - 156 Yellow - 95	Red - 121 Green - 88 White - 156 Yellow - 95
<b>Visible Range (NM)</b>	AT @ 0.74: 3-5+ AT @ 0.85: 3.5-6.3+	AT @ 0.74: 3-5+ AT @ 0.85: 3.5-6.3+
<b>Horizontal Output (degrees)</b>	360	360
<b>Vertical Divergence (degrees)</b>	>7	>7
<b>Available Flash Characteristics</b>	Up to 310 IALA recommended (user adjustable)	Up to 310 IALA recommended (user adjustable)
<b>Intensity Adjustments</b>	Multiple intensity settings	Multiple intensity settings
<b>LED Life Expectancy (hours)</b>	>100,000	>100,000
<b>Electrical Characteristics</b>		
<b>Current Draw (mA)</b>	Refer to Sealite Power Calculator	Refer to Sealite Power Calculator
<b>Circuit Protection</b>	Integrated	Integrated
<b>Nominal Voltage (V)</b>	12	12
<b>Autonomy (nights)</b>	>110 (14 hour darkness, 12.5% duty cycle)	>110 (14 hour darkness, 12.5% duty cycle)
<b>Temperature Range</b>	-40 to 80°C	-40 to 80°C
<b>Solar Characteristics</b>		
<b>Solar Module Type</b>	Monocrystalline	Monocrystalline
<b>Output (watts)</b>	28 (4 x 7watt)	34 (4 x 8.4watt)
<b>Charging Regulation</b>	Microprocessor controlled	Microprocessor controlled
<b>Power Supply</b>		
<b>Battery Type</b>	Gel SLA	Gel SLA
<b>Battery Capacity (Ah)</b>	24	24
<b>Nominal Voltage (V)</b>	12	12
<b>Physical Characteristics</b>		
<b>Body Material</b>	Aluminium chassis with UV-stabilised rubber corners & gaskets. Polycarbonate composite-moulded top and base	Aluminium chassis with UV-stabilised rubber corners & gaskets. Polycarbonate composite moulded top and base
<b>Lens Material</b>	LEXAN® Polycarbonate – UV-stabilised	LEXAN® Polycarbonate – UV-stabilised
<b>Lens Diameter (mm/inches)</b>	98 / 3 <sup>7/8</sup>	98 / 3 <sup>7/8</sup>
<b>Lens Design</b>	Single LED Optic	Single LED Optic
<b>Mounting</b>	3 & 4 hole 200mm bolt pattern	3 & 4 hole 200mm bolt pattern
<b>Height (mm/inches)</b>	528 / 20 <sup>3/4</sup>	590 / 23 <sup>1/4</sup>
<b>Width (mm/inches)</b>	233 / 9 <sup>1/5</sup>	233 / 9 <sup>1/5</sup>
<b>Mass (kg/lbs)</b>	13.9 / 30 <sup>1/2</sup>	14.6 / 32 <sup>1/4</sup>
<b>Product Life Expectancy</b>	Up to 12 years ^	Up to 12 years ^
<b>Certifications</b>		
<b>CE</b>	EN61000-6-1:2007, IEC61000-6-1:2005, EN61000-6-2:2007 IEC61000-6-3:2006	EN61000-6-1:2007, IEC61000-6-1:2005, EN61000-6-2:2007 IEC61000-6-3:2006
<b>IALA</b>	Signal colours compliant to IALA E-200-1	Signal colours compliant to IALA E-200-1
<b>Quality Assurance</b>	ISO 9001:2015	ISO 9001:2015
<b>Waterproof</b>	IP68	IP68
<b>Intellectual Property</b>		
<b>Trademarks</b>	SEALITE® is a registered trademark of Sealite Pty Ltd	SEALITE® is a registered trademark of Sealite Pty Ltd
<b>Warranty *</b>	3 years	3 years
<b>Options Available</b>	<ul style="list-style-type: none"> <li>• 50mm pole mount adapter plate</li> <li>• IR Programmer</li> <li>• GSM Monitoring &amp; Control System</li> <li>• External ON/OFF Switch</li> <li>• External Battery Charging Port</li> <li>• GPS Synchronisation: enable/disable</li> <li>• 5° Lens</li> </ul>	<ul style="list-style-type: none"> <li>• 50mm pole mount adapter plate</li> <li>• IR Programmer</li> <li>• GSM Monitoring &amp; Control System</li> <li>• External ON/OFF Switch</li> <li>• External Battery Charging Port</li> <li>• GPS Synchronisation: enable/disable</li> <li>• 5° Lens</li> </ul>

## Technical Illustration



## Photometric Output



## HOW TO ORDER SL - C410/SL-C415

Product No.: \_\_\_\_\_

Model: \_\_\_\_\_

Series: \_\_\_\_\_

Colour: \_\_\_\_\_

Monitoring & Control: \_\_\_\_\_

GSM = GSM

[blank] = No monitoring & control

Options: \_\_\_\_\_

CP - Charging Port

SW - ON/OFF Switch



We believe technology improves navigation™



Sealite Pty Ltd  
Australia  
☎ +61 (0)3 5977 6128

Sealite Asia Pte Ltd  
Singapore  
☎ +65 6908 2917

Sealite United Kingdom Ltd  
UK  
☎ +44 (0) 1502 588026

Sealite USA LLC  
USA  
☎ +1 (603) 737 1311

