

REFERENCES: LUKE 15:4-7; CHRIST'S OBJECT LESSONS, PP. 186-192; THE DESIRE OF AGES, PP. 476-484.

# The Good Shepherd

## *Memory Verse:*

"Be happy with me because I found my lost sheep!" LUKE 15:6, ICB.

## *The Message:*

Jesus cares for you and me.

## *Parents:*

By the end of the month you can help your child

**Know** that Jesus loves them as the shepherd loved his sheep.

**Feel** safe because Jesus cares for them.

**Respond** by saying thank You to Jesus.



*Baa! says the woolly lamb. Woolly Lamb wants his mother.  
Baa-baa! Don't worry, little lamb. The shepherd boy will help you.*



Wake up,  
shepherd!

It's time to get up.  
(Point to the shepherd,  
then the sheep.)

Wake up, sheep!  
It's time to nibble the  
thick, green grass.

Wake up, Woolly  
Lamb! (Point to the  
black lamb.) It's time  
for breakfast. Baa-baa!
















Don't move,  
fluffy sheep.  
Don't move, Woolly  
Lamb. It's time for the  
shepherd to count the  
sheep.

*(Touch child's  
nose for each count.)*  
1-2-3-4-5. The  
shepherd is counting  
the sheep. 21-22-23-  
24. Are all the sheep  
safe? 97-98-99-100!  
Yea! *(Clap hands.)*

All the sheep are  
counted. All the sheep  
are safe.





The sun is high in the sky. The sun feels hot. The sheep feel thirsty. Woolly Lamb stays close to mother sheep.

Sniff-sniff! (*Pretend to sniff.*) The sheep smell water.

Let's run to the water. (*Run to the sink; drink water.*)















Walking,  
walking.

The sheep are tired  
of walking. "Let's  
stay here for a while,"  
the shepherd says.

But big, ugly flies  
buzz about the sheep.  
(*Point to the flies.*)

Buzz-buzz! (*Tickle  
your child.*)


Flies buzz Woolly  
Lamb's eyes. Flies  
buzz Woolly Lamb's  
nose. Woolly Lamb  
stamps his feet.  
(*Stamp feet.*) All the  
sheep stamp at the  
flies.





Don't move,  
fluffy sheep,  
don't move! The  
shepherd gives  
medicine to each  
sheep. (*Touch child's  
face.*) The shepherd  
gives medicine and  
counts (*touch child's  
nose and count*) 97-  
98-99.

Uh-oh! Woolly  
Lamb is not here.  
Where is Woolly  
Lamb?
















Woolly Lamb,  
where are  
you?" (*Child hides face  
with tissue.*)

Is Woolly Lamb in  
the pool? (*Point.*) No,  
he is not there. (*Shake  
head.*) Is he near the  
rocks? (*Point.*) No, not  
there.

Where is Woolly  
Lamb? Shh! Listen.  
(*Your child says, "Baa!"*)

Oh, there you are!  
(*Remove tissue; hug  
child.*)





Baa-baa! Woolly  
Lamb is safe.

*Thank you, shepherd,  
for finding him.*

*Thank you, shepherd,  
for bringing him back.*

*Thank You, Jesus,  
for loving our own  
little lamb. (Hug child.  
Spin with child around  
the room.)*









You and your child play making different animal sounds. Thank God for animals.

Make up a little song about the shepherd and the sheep or, with your child, sing one that you learned in Sabbath School.

Look for things with different textures. With your child, touch them and talk about how different things feel. Look for a texture that feels like sheep's wool.

# Do & Say

Study these suggestions for something to do each day with your child. Select those that are appropriate for your child's developmental stage and repeat them often.



Play hide-and-seek with your child. Hug him/her when you find him/her. Then sing the memory verse song. (See page 42.)

Put in a drawer or in a box things related to the lesson (cotton or toy sheep, some food, water in a plastic bottle). Use them to tell the Bible story to your child.

Put some food for birds on a bird feeder, or let your child help you feed some animals at the park.



Tell the lost sheep story while playing "Follow the Leader." Crawl under the table, climb "mountains" (pillows), and so on.

Make a trail with paper streamers. Have your child find his/her way to the "lost sheep" by following the streamers. Sing "The Good Shepherd." (See page 63.)

With your child, make an edible sheepfold and sheep. Make the sheepfold with bread, cookies, or fruit pieces. Make sheep out of banana pieces or some other fruit covered with coconut.

Sing a song or make one up about mother sheep and other animals taking care of their babies.



Along with your child, using blocks, build a sheepfold for the sheep.



Hide a toy stuffed animal. You and your child can look for it and sing the memory verse song when you find it. (See page 42.)

Show your child how to model some sheep with play dough or make cookies with the shape of sheep or a shepherd's staff.

Have your child say thank You to Jesus for giving them a mommy and/or daddy to take care of them.

Play a call-and-respond game. Parent calls: "Little lamb, little lamb, where are you?" Child answers with animal sound. (Repeat with other animals.)