



**GERALD P. NOE ARCHITECT**  
GEORGIA CERTIFICATE NO. 9106

**399 LUCERNE DRIVE  
SPARTANBURG, SC 29302  
P: 864.583.2215 F: 864.583.2265  
mail@gpnarcht.com**

CHECKED BY: DKH  
DRAWN BY: DKH

**THIS DRAWING IS AN INSTRUMENT OF SERVICE AND SOLE PROPERTY OF THE ARCHITECT, AND SHALL NOT BE USED IN ANY WAY, WHATSOEVER, WITHOUT THE WRITTEN PERMISSION OF THE ARCHITECT. IT SHALL BE RETURNED TO THE ARCHITECT UPON DEMAND.**

**COPYRIGHT 2021  
ALL RIGHTS RESERVED**



10-13-2021

REVISIONS:

NO.	DATE	DESCRIPTION	BY
-----	------	-------------	----

FRANCHISEE NAME:

**PROSPERARE RESTAURANT GROUP, LLC**

**ANDREW & SHIU KYI LEW  
6506 CREEKVIEW CIRCLE  
JOHNS CREEK, GEORGIA 30097**

PROJECT NAME:

**8337**  
**marco's PIZZA INTERIOR UP-FIT**  
**CEDAR SHOALS SHOPPING CENTER  
1045 GAINES SCHOOL ROAD - UNIT B  
ATHENS, GEORGIA 30605**

SHEET TITLE:

**SLAB /  
DEMO PLAN**

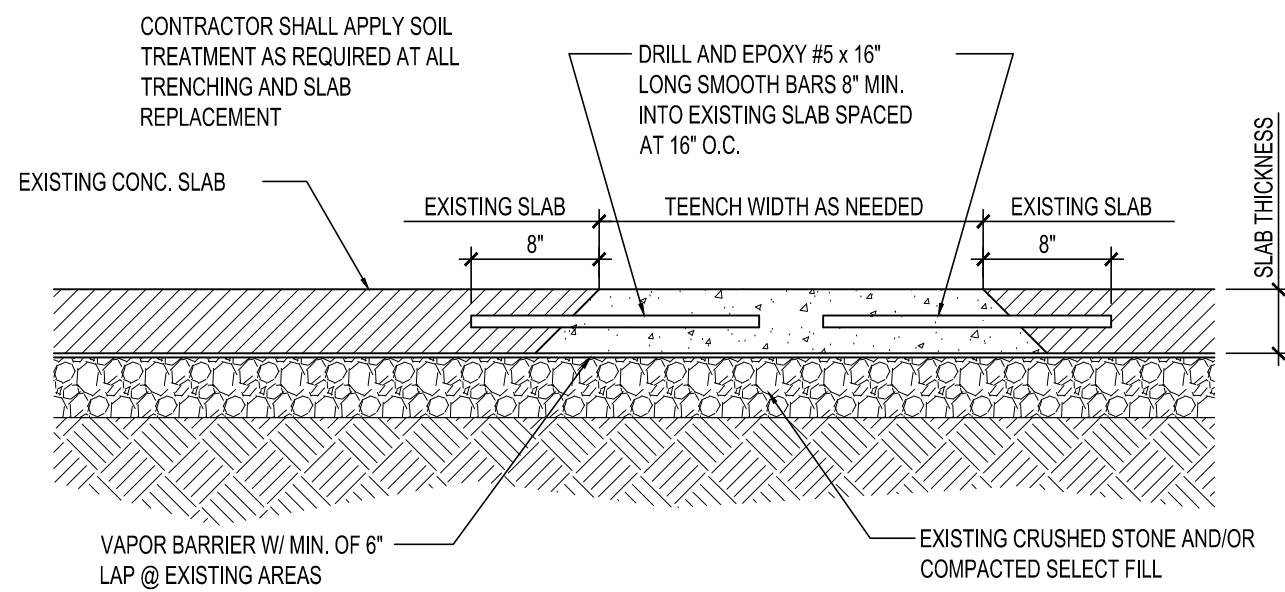
PROJECT NUMBER 21-209

DATE 10-13-2021

SHEET NO.

**A-0.1**

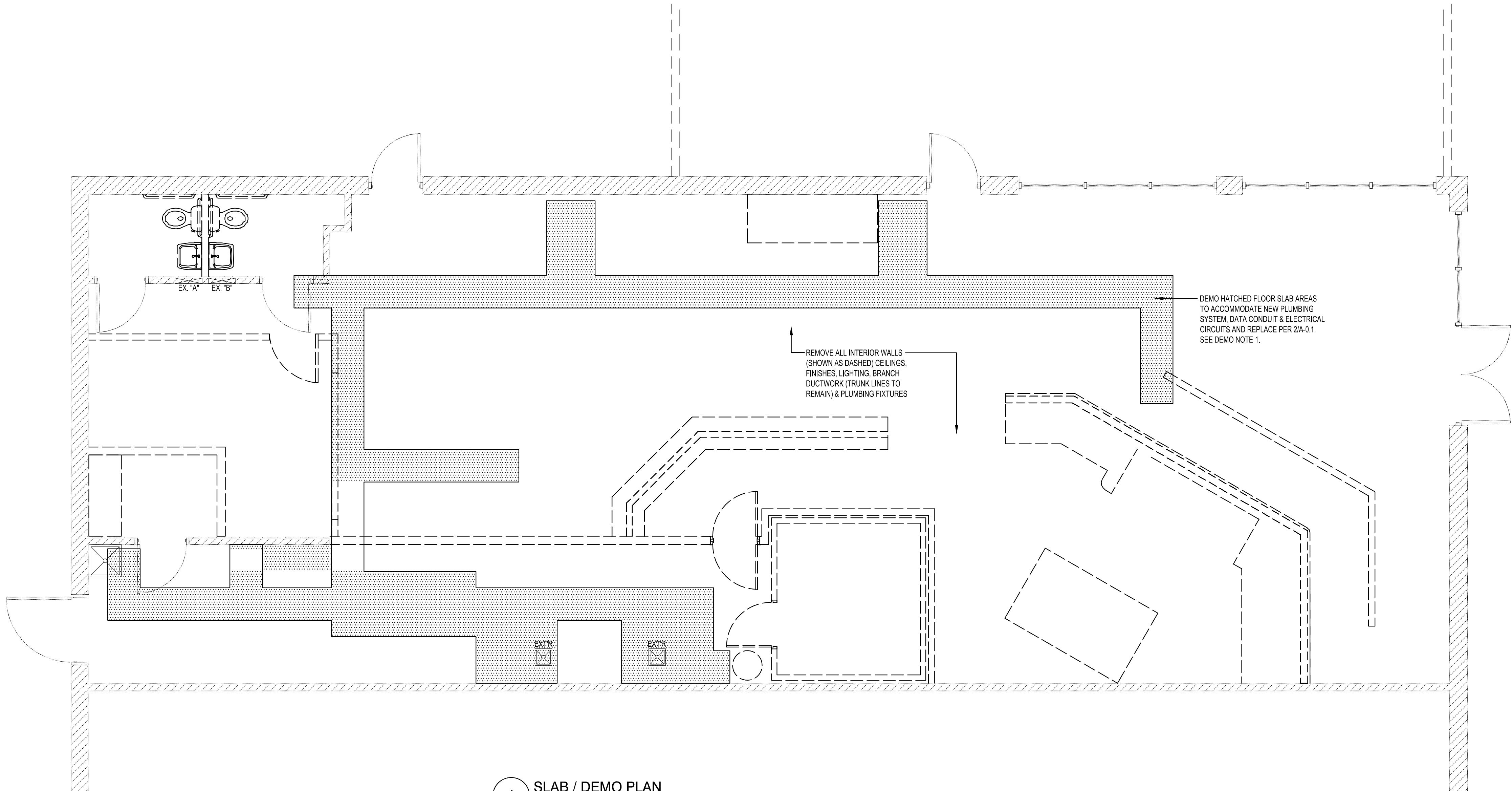
SHEET 1 OF 12



**2 SLAB REPLACEMENT DETAIL**  
1" = 1'-0"

**GENERAL DEMOLITION NOTES:**

1. CONTRACTOR TO VERIFY ALL PLUMBING REQUIREMENTS BASED ON NEW EQUIPMENT PROVIDED. IDENTIFY EXTENT OF SLAB REMOVAL PRIOR TO CUTTING. INSTALL NEW PLUMBING FIXTURES TO COMPLY WITH ALL APPLICABLE LOCAL AND STATE CODES.
2. CUTTING OF EXISTING CONSTRUCTION FOR THE INSTALLATION OF ALL NEW WORK BY ALL TRADES, AND SUBSEQUENT PATCHED THEREOF, SHALL BE THE RESPONSIBILITY OF THE GENERAL CONTRACTOR. WHETHER THE WORK IS DONE BY HIS OWN FORCES OR NOT. CUTTING SHALL BE TO A STRAIGHT LINE. UNWORKMANLIKE CUTTING, DAMAGE RESULTING FROM AND UNACCEPTABLE PATCHING SHALL REPAIRED AND/OR REPLACED TO AN ACCEPTABLE CONDITION APPROVED BY THE OWNER.
3. PATCHING MATERIAL SHALL MATCH EXISTING ADJACENT MATERIALS AND CLOSELY AS POSSIBLE IN COLOR, PATTERNS AND/OR TEXTURE.
4. ALL SALVAGE MATERIALS REMOVED SHALL REMAIN THE PROPERTY OF THE OWNER U.N.O. ALL NON-SALVAGED CONSTRUCTION MATERIALS AND DEBRIS FROM DEMOLITION WORK SHALL BE REMOVED FROM THE SITE AS WORK PROGRESSES.
5. PROTECT ALL EXISTING FINISHES, WALLS, FIXTURES, AND DEVICES TO REMAIN.
6. THE CONTRACTOR SHALL COORDINATE THE SEQUENCE OF WORK WITH THE OWNER. THE SCHEDULE SHALL BE REVISED AT THE WEEKLY JOB SITE MEETINGS.
7. CONTRACTOR TO PATCH EXISTING FINISHES TO ORIGINAL CONDITION AND TO TOUCH-UP FINISHES AS REQUIRED PRIOR TO INSTALLATION.
8. ALL EXISTING ELECTRICAL OUTLETS, SWITCHES, JUNCTION BOXES, CLEAN-OUTS, PLUMBING ACCESS SHALL REMAIN ACCESSIBLE.
9. CONTRACTOR TO VERIFY LOCATION AND INVERT ELEVATION OF EXISTING SANITARY SEWER LINE AND ADJUST SYSTEM LAYOUT TO ACCOMMODATE.
10. THE CONTRACTOR SHALL ENGAGE A LICENSED PROFESSIONAL PEST CONTROL OPERATOR TO APPLY TERMITE CONTROL SOLUTION WHERE THE SOIL IS DISTURBED. PROVIDE AN EPA-REGISTERED TERMITICIDE COMPLYING W/ REQUIREMENTS OF AUTHORITIES HAVING JURISDICTION, IN A SOLUBLE OR EMULSIBLE, CONCENTRATED FORMULATION THAT DILUTES WITH WATER OR FOAMING AGENT. USE ONLY SOIL TREATMENT SOLUTIONS THAT ARE NOT HARMFUL TO PLANTS. PROVIDE QUANTITY REQUIRED FOR APPLICATION AT THE LABEL VOLUME AND RATE FOR THE MAXIMUM TERMITICIDE CONCENTRATION ALLOWED FOR EACH SPECIFIC USE, ACCORDING TO THE PRODUCT'S EPA-REGISTERED LABEL.



**1 SLAB / DEMO PLAN**  
1/4" = 1'-0"



DOOR SCHEDULE									
MARK	TYPE	DOOR			FINISH	FRAME		HARDWARE	NOTES
		WIDTH	HEIGHT	THICKNESS		TYPE	FINISH		
101E	A	6'-0"	7'-0"	-	EXISTING	EXISTING	EXISTING	EXISTING	1, 4
102E	A	3'-0"	7'-0"	-	EXISTING	EXISTING	EXISTING	EXISTING	1, 4
103E	B	3'-0"	7'-0"	-	P-1	EXISTING	P-1	EXISTING	1, 2, 3
104E	B	4'-0"	7'-0"	-	P-1	EXISTING	P-1	EXISTING	1, 2, 3
105E	C	3'-0"	7'-0"	-	P-1	EXISTING	P-1	EXISTING	1, 2, 3
106E	C	3'-0"	7'-0"	-	P-1	EXISTING	P-1	EXISTING	1, 2, 3
107E	C	3'-0"	7'-0"	-	P-1	EXISTING	P-1	EXISTING	1, 2, 3
108	C	3'-0"	7'-0"	1 3/4"	P-3	H.M.	P-3	2	2, 3
109	C	3'-0"	7'-0"	1 3/4"	P-3	H.M.	P-3	2	2, 3
110	C	3'-0"	7'-0"	1 3/4"	P-3	H.M.	P-3	2	2, 3

- NOTES:
1. EXISTING DOOR TO REMAIN.
  2. PAINT DOOR. REFER TO INTERIOR ELEVATIONS.
  3. PAINT FRAME. REFER TO INTERIOR ELEVATIONS.
  4. PROVIDE LETTERING ON DOOR GLASS ABOVE HANDLE READING "DOOR TO REMAIN UNLOCKED DURING BUSINESS HOURS."
  5. \*\*TEMPERED INSULATED GLAZING TO MATCH EXISTING & DOOR FRAME & FINISH TO MATCH EXISTING.
  6. GLASSON 325X108 OR EQUAL (IN O.P.). FRAMES IN ALUMINUM, NEW PANEL, STAINLESS STEEL, FINISH & ALL HARDWARE IS PROVIDED BY MANUFACTURER.

DOOR SPECIFICATION			
TYPE	DESCRIPTION	SPECIFICATION	FINISH
A	ALUMINUM SOLID CORE W/ FULL LIGHT	EXISTING ALUMINUM STOREFRONT	EXISTING
B	HOLLOW CORE METAL DOOR	EXISTING	P-1
C	SOLID CORE WOOD DOOR	CPD-PC - PREMIUM DOOR, HARDWOOD EDGES; FLUSH PANEL; BONDED PARTICLE CORE	P-2 (CONFIRM W/ ELEVATIONS)

DIMENSIONAL NOTE:  
\*\* - EXISTING DIMENSION TO BE FIELD VERIFIED - ALL DIMENSIONS PULLED FROM EXISTING BUILDING WALLS ARE FROM THE FACE EXISTING MATERIAL.

A SIGN CLEARLY STATING THAT SMOKING IS PROHIBITED SHALL BE CONSPICUOUSLY POSTED BY THE BUILDING OWNER, AGENT, OPERATOR, PERSON IN CHARGE OR PROPRIETOR AT EACH ENTRANCE OR IN A POSITION CLEARLY VISIBLE UPON ENTRY INTO THE BUILDING. ACCEPTABLE SIGNS SHALL DISPLAY EITHER "NO SMOKING" OR THE INTERNATIONAL "NO SMOKING" SYMBOL, CONSISTING OF A PICTORIAL REPRESENTATION OF A BURNING CIGARETTE ENCLOSED IN A RED CIRCLE WITH A RED BAR ACROSS IT).

CONTRACTOR SHALL LABEL ALL EXTERIOR DOORS AND ELECTRICAL DISCONNECT WITH THE SUITE NUMBER IN ACCORDANCE WITH THE INTERNATIONAL BUILDING CODE.

ALL BUSINESS TRANSACTION AREAS MUST MEET THE REQUIREMENTS OF THE ACCESSIBILITY CODE WITH A PORTION OF EACH TRANSACTION COUNTER CONSTRUCTED WITH A SECTION OF THE COUNTER HAVING A MAXIMUM HEIGHT OF 34" FOR A MINIMUM LENGTH OF 36". IT IS RECOMMENDED THAT THIS ISSUE IS DISCUSSED WITH THE BUILDING INSPECTOR PRIOR TO CONSTRUCTION AND/OR INSTALLATION.

TACTILE SIGNAGE:  
PROVIDE EXIT TACTILE SIGNAGE IN ACCORDANCE WITH NFPA-1017.10.1.3, INTERNATIONAL FIRE CODE AND ANSI A117.1, 2009 EDITION.

INSULATION NOTE:  
CONTRACTOR SHALL INSULATE ALL FURRED OUT WALLS THAT ARE AGAINST INTERIOR AND EXTERIOR MASONRY / CONCRETE WALLS. CONTRACTOR SHALL ALSO INSULATE ALL RESTROOM WALLS AND CEILINGS.

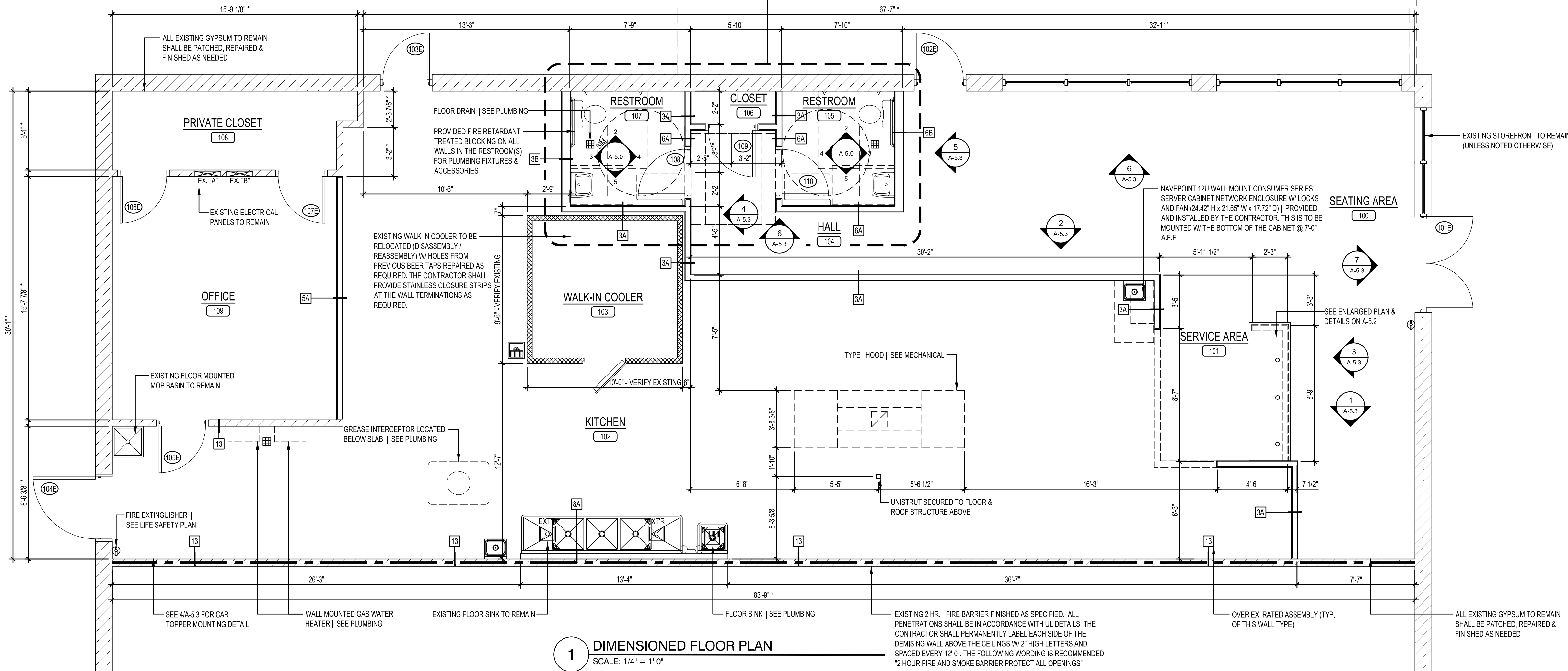
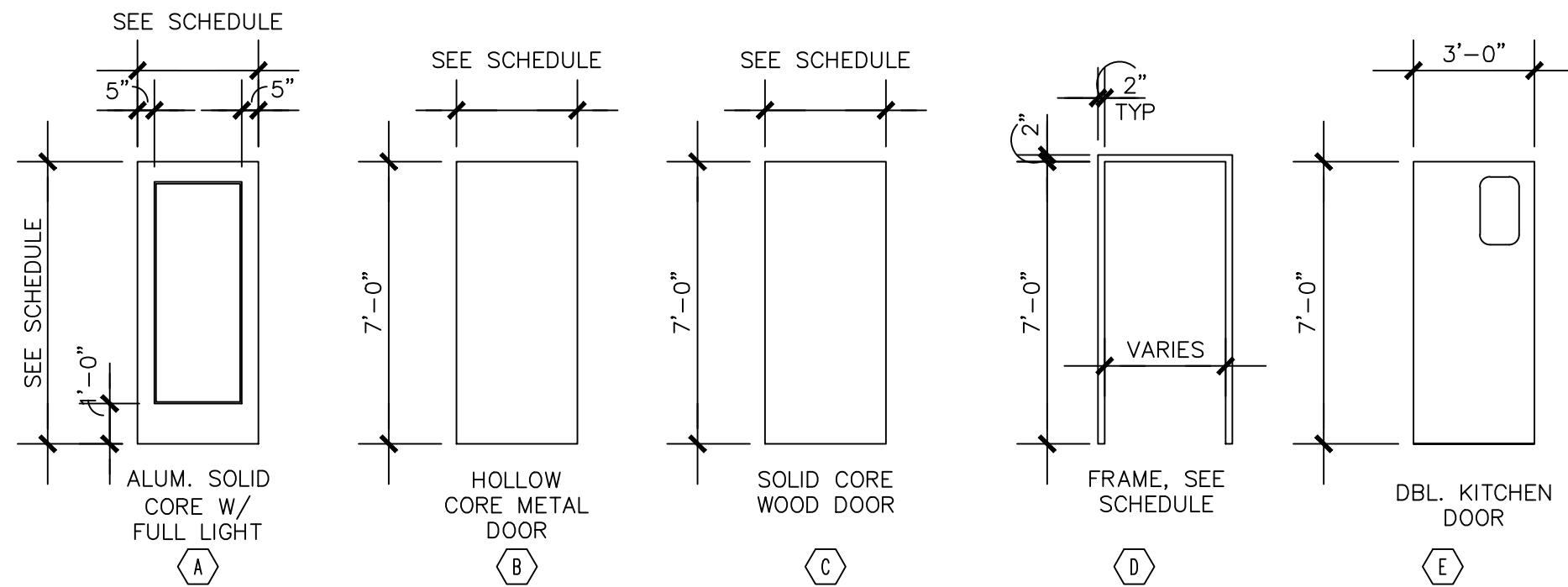
WALL BLOCKING/ BACKING NOTE:  
ALL WALLS WITH SHELVING IN THE KITCHEN AREA AS WELL AS ANY WALL WITH A WALL MOUNTED T.V. AND ANY RESTROOM WALL WITH A MOUNTED FIXTURE SHALL HAVE BACKING AND BLOCKING. (U.N.O.)

## DOOR HARDWARE SCHEDULE

SET NO. 1	EXTERIOR - FRONT	SET NO. 3	EXTERIOR - DRIVER'S DOOR
3 BUTT HINGES	EXISTING	3 BUTT HINGES	EXISTING
CLOSER	EXISTING	CLOSER	EXISTING
THRESHOLD	EXISTING	THRESHOLD	EXISTING
WEATHER STRIPS	EXISTING	WEATHER STRIPS	EXISTING
DOOR SWEEP	EXISTING	DOOR SWEEP	EXISTING
DRIP CAP	EXISTING	DRIP CAP	EXISTING
LOCKSET	EXISTING	LOCKSET	EXISTING
LATCH GUARD	EXISTING	LATCH GUARD	EXISTING
SET NO. 2	RESTROOM	ALARM	DETEX EAX-500W
3 STANDARD HINGES	MCKINNY, MPB79 4-1/2"x4-1/2" US10B		
SURFACE CLOSER	DORMA 38616 AF86P FC 690		
DOOR HANDLE	FALCON B101S GRADE 2 LEVER PRIVACY SET	SET NO. 4	OFFICE
DEADBOLT	--	3 STANDARD HINGES	MCKINNY, MPB79 4-1/2"x4-1/2" US10B
KICK PLATE	ROCKWOOD #K1050 12"x34"	SURFACE CLOSER	DORMA 38616 AF86P FC 690
WALL DOOR STOP	ROCKWOOD #477 US26D	DOOR HANDLE	FALCON B101S GRADE 2 LEVER SET
DOOR SILENCER	ROCKWOOD #608 SILENCER	KICK PLATE	ROCKWOOD #K1050 12"x34"
		WALL DOOR STOP	ROCKWOOD #477 US26D
		DOOR SILENCER	ROCKWOOD #608 SILENCER

- NOTES:
1. DOOR HARDWARE SCHEDULE FOR REFERENCE ONLY. SEE DOOR SCHEDULE FOR ADDITIONAL INFORMATION.
  2. ADJUST OPENING AND CLOSING FORCE FOR ALL CLOSERS TO MEET ADA REQUIREMENTS.
  3. DOORS SHALL MEET THE ADA REQUIREMENTS FOR THRESHOLDS AND DOOR HARDWARE.
  4. STANDARD FINISH FOR ALL HARDWARE TO BE SS SATIN CHROME.
  5. EXTERIOR DOOR SHALL BE MASTER KEYED.
  6. PROVIDE EXTRA HEAVY DUTY EXIT DEVICE & KICK PLATE AT DRIVERS' EXIT DOOR.

## DOOR TYPES



1 DIMENSIONED FLOOR PLAN  
SCALE: 1/4" = 1'-0"



GERALD P. NOE  
ARCHITECT

GEORGIA CERTIFICATE NO. 9106

399 LUCERNE DRIVE  
SPARTANBURG, SC 29302  
P: 864.583.2215 F: 864.583.2265  
mail@gpnarcht.com

CHECKED BY: DKH  
DRAWN BY: DKH

THIS DRAWING IS AN INSTRUMENT OF SERVICE AND SOLE PROPERTY OF THE ARCHITECT. AND SHALL NOT BE USED IN ANY WAY, WHATSOEVER, WITHOUT THE WRITTEN PERMISSION OF THE ARCHITECT. IT SHALL BE RETURNED TO THE ARCHITECT UPON DEMAND.

COPYRIGHT 2021  
ALL RIGHTS RESERVED



10-13-2021

REVISIONS:

NO. DATE DESCRIPTION BY

FRANCHISEE NAME:

PROSPERARE  
RESTAURANT GROUP,  
LLC

ANDREW & SHIU KYI LEW  
6506 CREEKVIEW CIRCLE  
JOHNS CREEK, GEORGIA 30097

PROJECT NAME:

8337

marco's  
Pizza  
UP-FIT

CEDAR SHOALS SHOPPING CENTER  
1045 GAINES SCHOOL ROAD - UNIT B  
ATHENS, GEORGIA 30605

SHEET TITLE:

FLOOR PLAN &  
SCHEDULE

PROJECT NUMBER 21-209

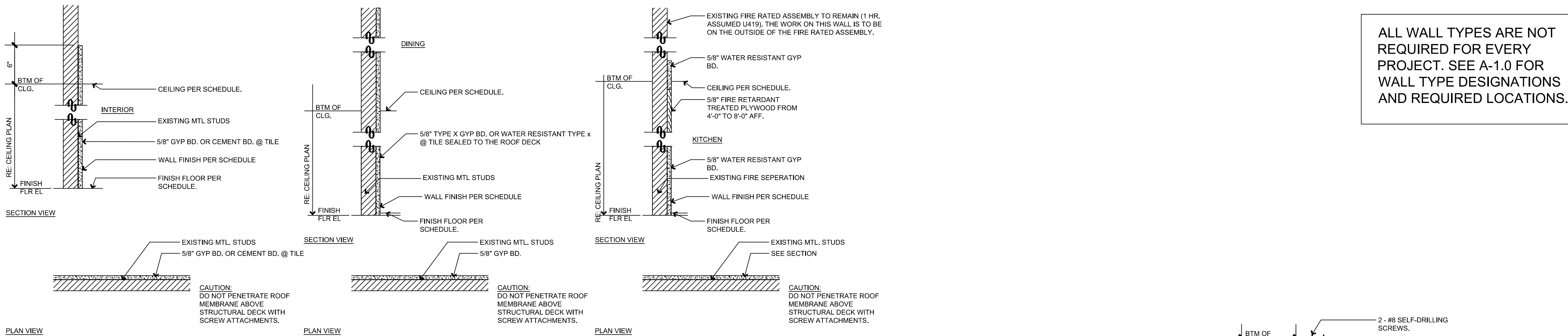
DATE 10-13-2021

SHEET NO.

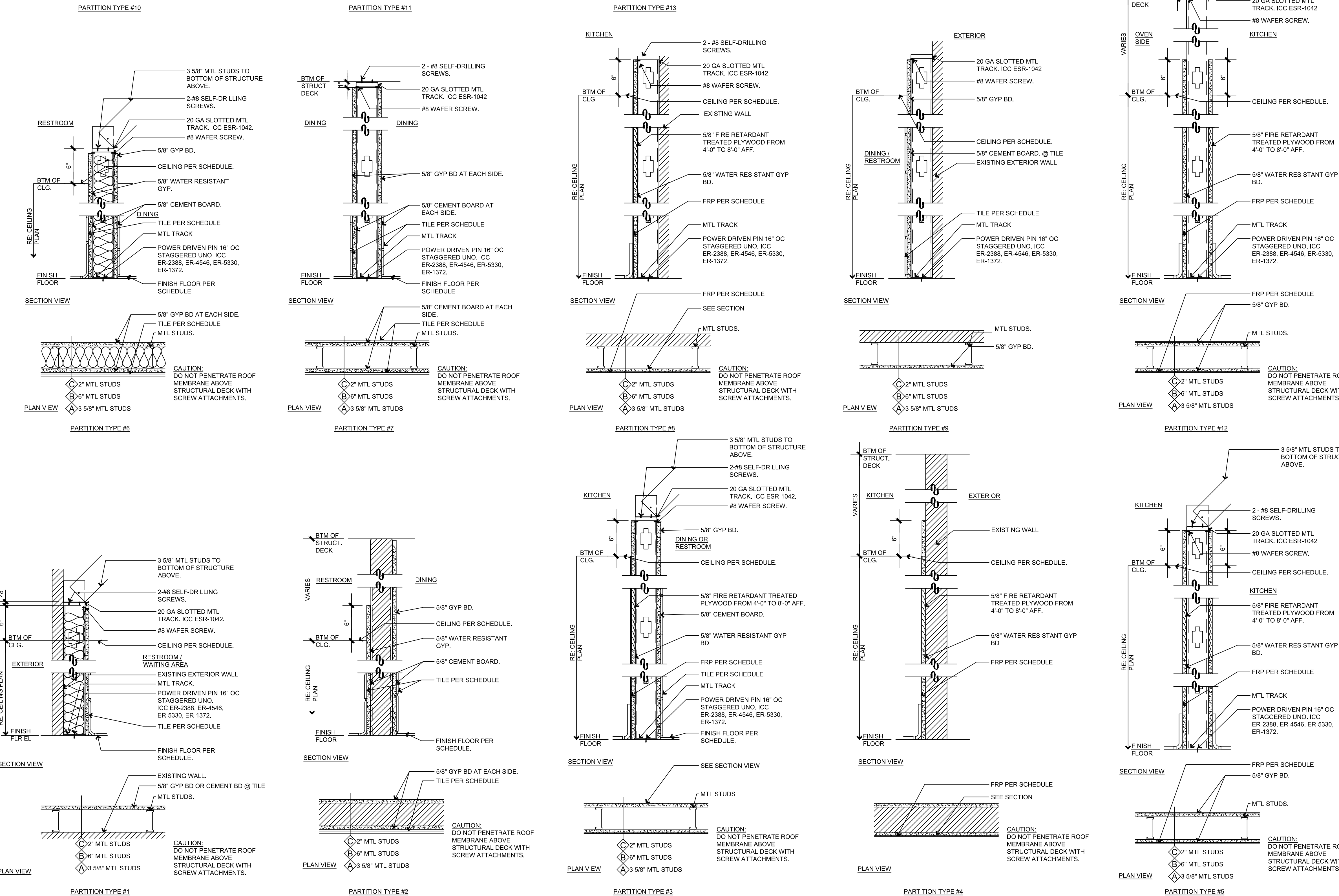
A-1.0

SHEET 2 OF 12





ALL WALL TYPES ARE NOT  
REQUIRED FOR EVERY  
PROJECT. SEE A-1.0 FOR  
WALL TYPE DESIGNATIONS  
AND REQUIRED LOCATIONS.



**GERALD P. NOE  
ARCHITECT**

GEORGIA CERTIFICATE NO. 9106

**399 LUCERNE DRIVE  
SPARTANBURG, SC 29302  
P: 864.583.2215 F: 864.583.2265  
mail@gpnarcht.com**

CHECKED BY: DKH  
DRAWN BY: DKH

THIS DRAWING IS AN INSTRUMENT OF  
SERVICE AND SOLE PROPERTY OF THE  
ARCHITECT, AND SHALL NOT BE USED  
IN ANY WAY, WHATSOEVER, WITHOUT THE  
WRITTEN PERMISSION OF THE ARCHITECT.  
IT SHALL BE RETURNED TO THE ARCHITECT  
UPON DEMAND.

COPYRIGHT 2021

ALL RIGHTS RESERVED



10-13-2021

REVISIONS:

NO.	DATE	DESCRIPTION	BY

FRANCHISEE NAME:

**PROSPERARE  
RESTAURANT GROUP,  
LLC**

**ANDREW & SHIU KYI LEW  
6506 CREEKVIEW CIRCLE  
JOHNS CREEK, GEORGIA 30097**

PROJECT NAME:

**8337**



**CEDAR SHOALS SHOPPING CENTER  
1045 GAINES SCHOOL ROAD - UNIT B  
ATHENS, GEORGIA 30605**

SHEET TITLE:

**WALL TYPES**

PROJECT NUMBER 21-209

DATE 10-13-2021

SHEET NO.

**A-1.1**

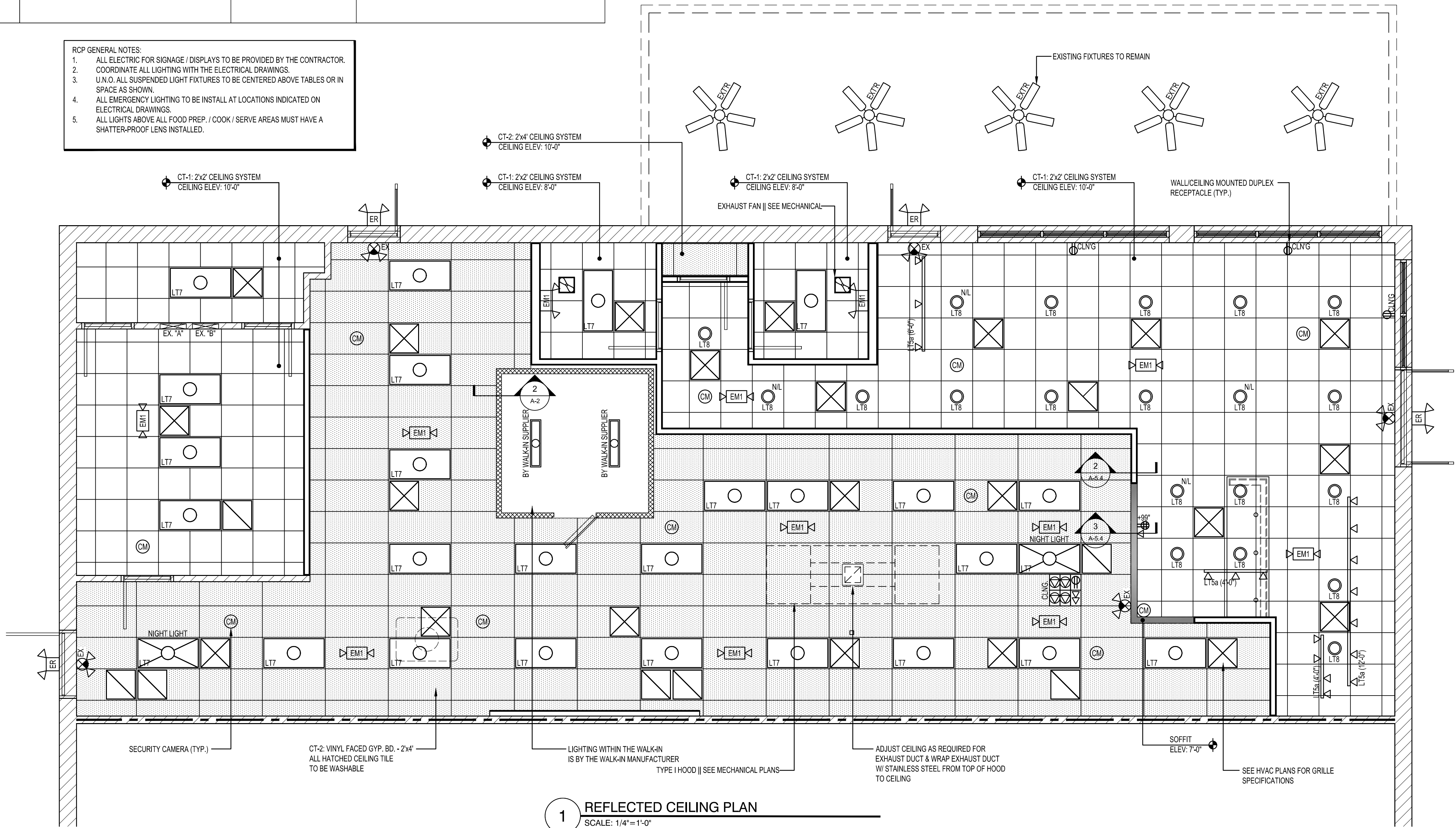
SHEET 3 OF 12

THE ARCHITECT SHALL NOT BE RESPONSIBLE FOR ACTUAL CONDITIONS, CONSTRUCTION AND/OR USE THEREOF. THIS DRAWING IS TO CONVEY DESIGN INTENTIONS AND/OR CODE COMPLIANCE ONLY. USE OF THESE DRAWINGS IMPLIES AGREEMENT WITH THESE CONDITIONS. THE CONTRACTOR IS TO VERIFY ALL DIMENSIONS.



REFLECTED CEILING LEGEND			
	USG FROST - SEE FINISH MATERIAL SCHEDULE - 2'x2' PAINT DIFFUSERS W/ RUSTOLEUM TO MATCH		16" DECORATIVE PENDENT FIXTURE (TABLE PENDANT)
	VINYL FACED GYP. BOARD PANELS WHITE - 2'x4' (KITCHEN CEILING) STAINLESS STEEL PANELS AROUND EXHAUST DUCTS		NOT USED
	2'x2 (4-WAY) SUPPLY AIR GRILL SEE PLAN FOR FIXTURE DETAILS		NOT USED
	2'x2 RETURN AIR GRILL SEE PLAN FOR FIXTURE DETAILS		CEILING MOUNTED TRACK LIGHTING (ARTWORK)
	PRELIMINARY SPRINKLER HEAD LOCATIONS		SUSPENDED DOWN LIGHT - BLACK
	EXHAUST FAN		2'x4 FIXTURE LAY-IN FIXTURE (VIF)
	WALL OR CEILING MOUNTED EXIT SIGN SEE PLAN FOR FIXTURE DETAILS		RECESSED CAN LIGHT - BLACK SEE ELEC. LIGHTING PLAN FOR DETAILS
	WALL MOUNTED EMERGENCY LIGHT W/ EMERGENCY LIGHT		WALL WASHER FOR ARTWORK
	2'x2 (PERFORATED) SUPPLY AIR GRILL SEE PLAN FOR FIXTURE DETAILS		

- ROP GENERAL NOTES:
- ALL ELECTRIC FOR SIGNAGE / DISPLAYS TO BE PROVIDED BY THE CONTRACTOR.
  - COORDINATE ALL LIGHTING WITH THE ELECTRICAL DRAWINGS.
  - U.N.O. ALL SUSPENDED LIGHT FIXTURES TO BE CENTERED ABOVE TABLES OR IN SPACE AS SHOWN.
  - ALL EMERGENCY LIGHTING TO BE INSTALL AT LOCATIONS INDICATED ON ELECTRICAL DRAWINGS.
  - ALL LIGHTS ABOVE ALL FOOD PREP / COOK / SERVE AREAS MUST HAVE A SHATTER-PROOF LENS INSTALLED.



1 REFLECTED CEILING PLAN  
SCALE: 1/4"=1'-0"

#### CEILING NOTES

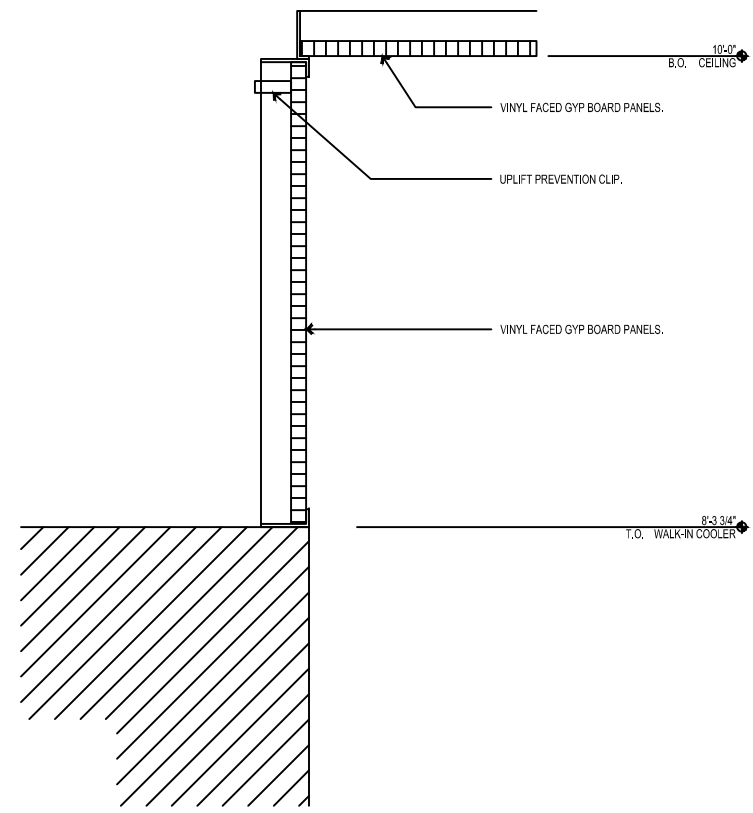
- WORK SHALL FULLY COMPLY WITH GOVERNING CODES, ORDINANCES, RESTRICTIONS, AND NATIONAL ELECTRIC CODE. TAKE ALL NECESSARY SAFETY MEASURES AND COMPLY WITH LOCAL BUILDING DEPARTMENT REQUIREMENTS FOR PUBLIC PROTECTION (BARRICADES, SIGNS, DUST BARRIERS, ETC.).
- REFERENCE EXTERIOR ELEVATIONS FOR FURTHER INFORMATION ON LIGHTING AND ACCESSORIES ON EXTERIOR OF BUILDING.
- IN ACCORDANCE WITH ASTM 84, GROUP A-2, INTERIOR WALL AND CEILING FINISHES TO MEET CLASS B FLAME SPREAD RATING OF 26-75; SMOKE DEVELOPED 0-450 FOR EXIT ENCLOSURES AND EXIT PASSAGeways AND CORRIDORS IN SPRINKLERED BUILDINGS
- IN ACCORDANCE WITH ASTM 84, GROUP A-2, INTERIOR WALL AND CEILING FINISHES TO MEET CLASS C FLAME SPREAD RATING OF 76-200; SMOKE DEVELOPED 0-450 FOR ROOMS AND ENCLOSED SPACES IN SPRINKLERED BUILDINGS.
- GENERAL CONTRACTOR TO CONFIRM HEIGHTS AND COORDINATE WITH EXISTING CONDITIONS. NOTIFY OWNER AND ARCHITECT IF SPECIFIED HEIGHT CANNOT BE ACHIEVED.
- CEILING HEIGHTS ARE TO FINISHES SURFACE, GYPSUM BOARD OR CEILING TILE, AS APPLICABLE.
- GYPSUM BOARD CEILINGS AND SOFFIT TO HAVE A SMOOTH FINISH UNLESS NOTED OTHERWISE.
- PAINT HVAC GRILLES TO MATCH ADJACENT CEILING FINISH
- RELOCATE ANY HVAC GRILLES THAT CONFLICT WITH THE LOCATION OF A NEW LIGHT FIXTURE.
- THE SUSPENDED TILE CEILING PANELS IN KITCHEN AREAS ARE WASHABLE.
- RECESSED CAN LIGHT FIXTURES TO BE CENTERED WITHIN CEILING GRID/TILE UNLESS DIMENSIONED OTHERWISE.
- REFERENCE MECHANICAL AND ELECTRICAL SHEETS FOR ADDITIONAL INFORMATION AND COORDINATION OF SYSTEMS NOT SHOWN ON THIS PLAN.
- THERE WILL BE NOT BE PROJECTIONS LESS THAN 6'-8" FROM THE CEILING. REFERENCE ALSO INTERIOR ELEVATIONS.

#### KITCHEN/FOOD PREP LIGHTING LEVELS:

ADJUST LIGHTING PER LOCAL COD

MINIMUM LIGHTING REQUIREMENTS ARE:

- AT LEAST 10 FOOT CANDLES (110 LUX); AT A DISTANCE OF 30 INCHES (75CM) ABOVE FLOOR, IN WALK-IN REFRIGERATION UNITS AND DRY FOOD STORAGE AREAS AND IN OTHER AREAS AND ROOMS DURING PERIODS OF CLEANING.
- AT LEAST 20 FOOT CANDLES (220 LUX) AT A SURFACE WHERE FOOD IS PROVIDED FOR CONSUMER SELF SERVICE SUCH AS BUFFETS AND SALAD BARS OR WHERE FRESH PRODUCE OR PACKAGED FOODS ARE SOLD OR OFFERED FOR CONSUMPTION; INSIDE EQUIPMENT SUCH AS REACH IN AND UNDER COUNTER REFRIGERATORS; AT A DISTANCE OF 30 INCHES (75CM) ABOVE FLOOR IN AREAS USED FOR HAND WASHING, WARE WASHING, AND EQUIPMENT AND UTENSIL STORAGE, AND IN TOILET ROOMS
- AT LEAST 50 FOOT CANDLES (540 LUX) AT SURFACE WHERE A FOOD EMPLOYEE IS WORKING WITH FOOD OR WORKING WITH UTENSILS OR EQUIPMENT SUCH AS KNIVES, SLICES, GRINDERS, OR SAWS WHERE EMPLOYEE SAFETY IS A FACTOR.



2 CEILING TO WALK-IN COOLER  
SCALE: 1 1/2"=1'-0"



GERALD P. NOE  
ARCHITECT

GEORGIA CERTIFICATE NO. 9106

399 LUCERNE DRIVE  
SPARTANBURG, SC 29302  
P: 864.583.2215 F: 864.583.2265  
mail@gpnarcht.com

CHECKED BY: DKH  
DRAWN BY: DKH

THIS DRAWING IS AN INSTRUMENT OF SERVICE AND SOLE PROPERTY OF THE ARCHITECT, AND SHALL NOT BE USED IN ANY WAY, WHATSOEVER, WITHOUT THE WRITTEN PERMISSION OF THE ARCHITECT. IT SHALL BE RETURNED TO THE ARCHITECT UPON DEMAND.

COPYRIGHT 2021  
ALL RIGHTS RESERVED



10-13-2021

REVISIONS:

NO. DATE DESCRIPTION BY

FRANCHISEE NAME:

PROSPERARE  
RESTAURANT GROUP,  
LLC

ANDREW & SHIU KYI LEW  
6506 CREEKVIEW CIRCLE  
JOHNS CREEK, GEORGIA 30097

PROJECT NAME:

8337

marco's  
Pizza  
UP-FIT

CEDAR SHOALS SHOPPING CENTER  
1045 GAINES SCHOOL ROAD - UNIT B  
ATHENS, GEORGIA 30605

SHEET TITLE:

REFLECTED  
CEILING PLAN

PROJECT NUMBER 21-209

DATE 10-13-2021

SHEET NO.

A-2.0

SHEET 4 OF 12





10-13-2021

REVISIONS:

NO.	DATE	DESCRIPTION	BY
-----	------	-------------	----

FRANCHISEE NAME:

**PROSPERARE  
RESTAURANT GROUP,  
LLC**

ANDREW & SHIU KYI LEW  
6506 CREEKVIEW CIRCLE  
JOHNS CREEK, GEORGIA 30097

PROJECT NAME:

**8337**  
**marco's PIZZA** **INTERIOR  
UP-FIT**  
CEDAR SHOALS SHOPPING CENTER  
1045 GAINES SCHOOL ROAD - UNIT B  
ATHENS, GEORGIA 30605

SHEET TITLE:

**FLOOR FINISH  
PLAN**

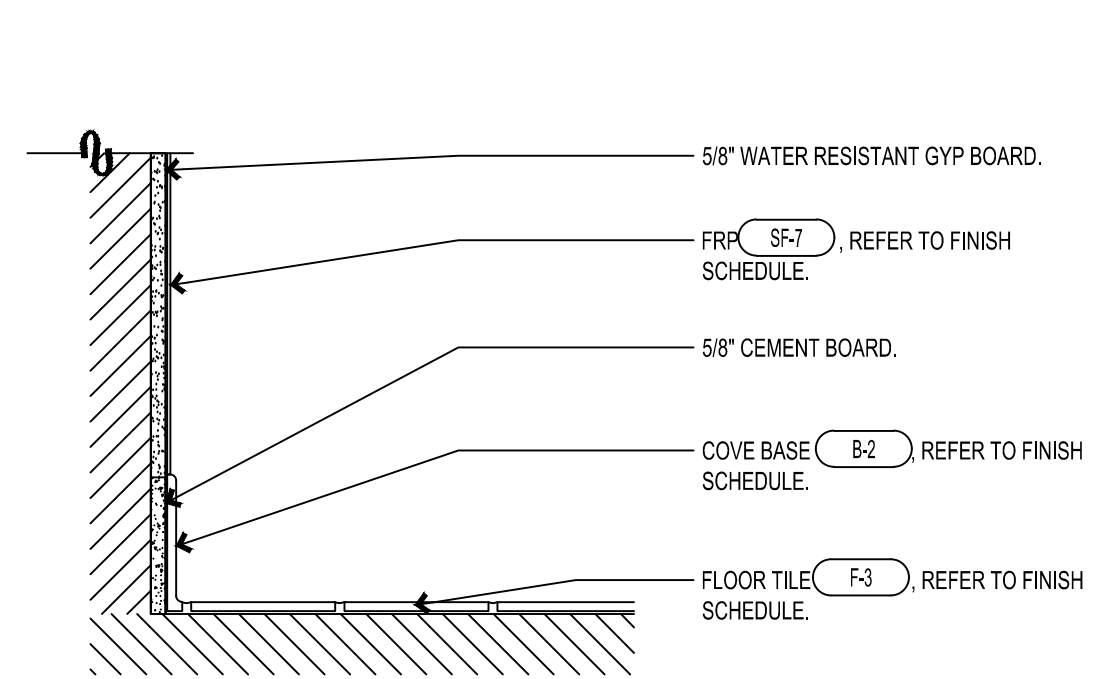
PROJECT NUMBER 21-209

DATE 10-13-2021

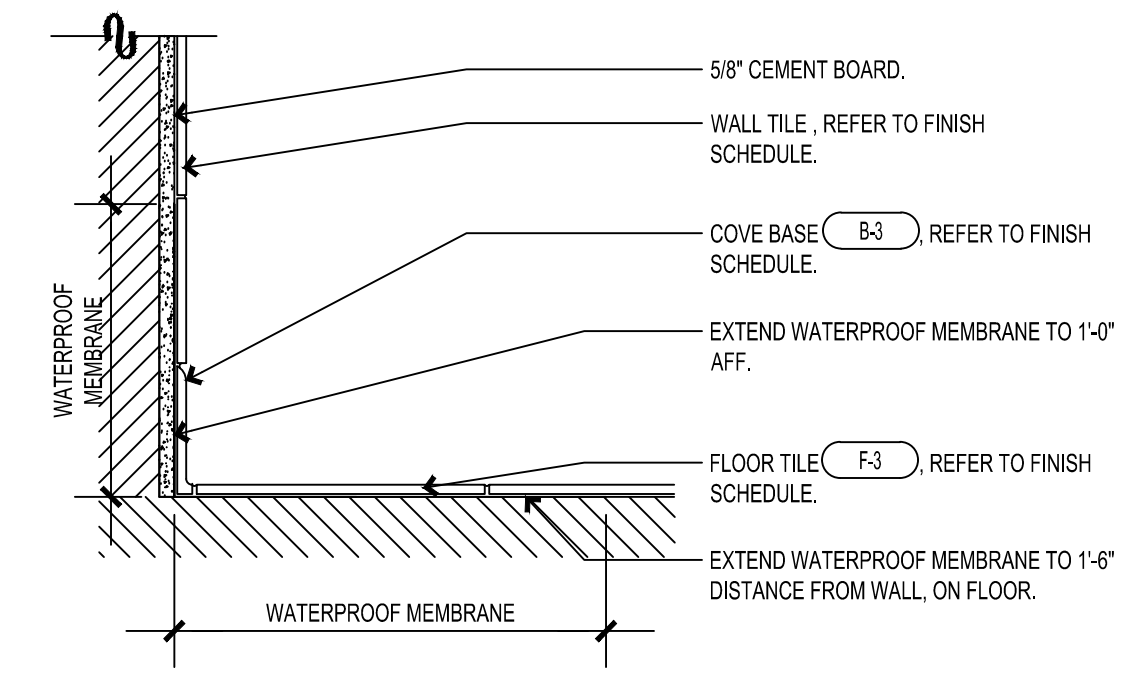
SHEET NO.

**A-3.0**

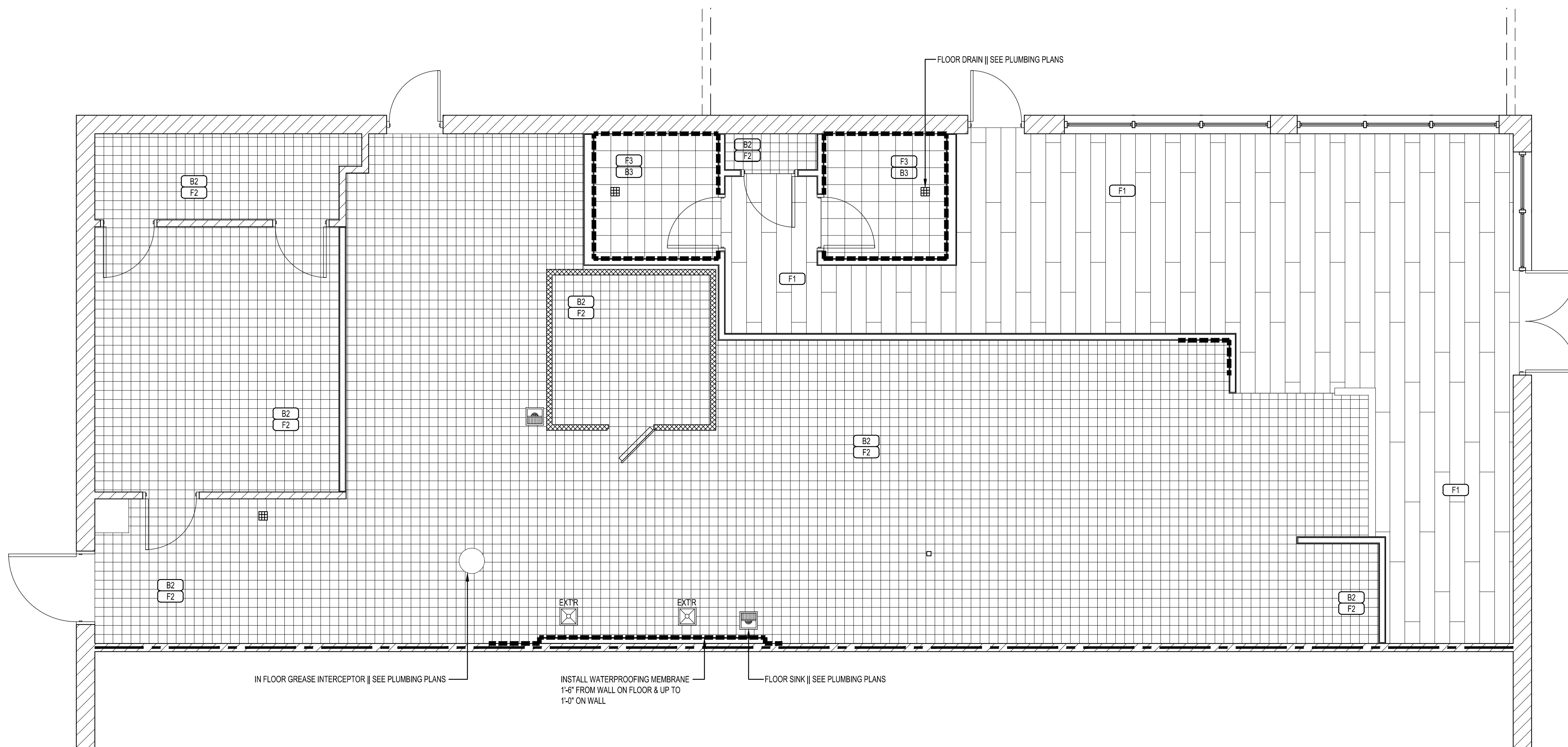
SHEET 5 OF 12



2 KITCHEN FLOOR TO WALL TILE  
SCALE: 1 1/2" = 1'-0"



3 TILE TO FLOOR @ WET AREAS  
SCALE: 1 1/2" = 1'-0"



1 FLOOR FINISH PLAN  
SCALE: 1/4" = 1'-0"



FINISH MATERIAL LEGEND (BASED ON JULY 9, 2021 - INTERIM STANDARDS)						
TAG	DESCRIPTION	MANUFACTUREER	ITEM #	NAME/COLOR	SIZE TYPE	NOTES
F-1	FLOOR TILE	CREATIVE MATERIALS		TIDE BROWN	6"X36"	1, 5
F-2	FLOOR TILE	CREATIVE MATERIALS		QUARRY GREY	6"X6"	2, 6
F-3	FLOOR TILE	CREATIVE MATERIALS		PATINA	12"X12"	3, 6
B-1	FLOOR TILE	CREATIVE MATERIALS		TIDE BROWN	6"X36"	1, 5, 16
B-2	COVE TILE BASE	CREATIVE MATERIALS		QUARRY GREY	6"X6"	2, 13
B-3	COVE TILE BASE	CREATIVE MATERIALS		PATINA	6"X12"	3, 13
T-1	WALL TILE	CREATIVE MATERIALS		PRICELESS WHITE STAR GLOSSY	4"X8"	4
T-2	WALL TILE	CREATIVE MATERIALS		PRICELESS BLUE GREY GLOSSY	4"X8"	4
TR-1	TRIM TILE	SCHLUTER	Q 100E	QUADEC - SS	3/8"	11
TR-2	TRIM TILE	SCHLUTER	Q 80E	QUADEC - SS	5/16"	12
TR-3	COVE BASE TRIM	SCHLUTER	AHK 1S 100 AE	DILEX-AHK	3/8"	16
P-1	PAINT	SHERWIN WILLIAMS	SW 9165	GOSSAMER VEIL	SATIN / EGGSHELL	--
P-2	PAINT	BENJAMIN MOORE	PM-11	ESSEX GREEN	SATIN / EGGSHELL	--
WC-1	CUSTOM PRINT WOOD LOOK WALLCOVERING	SHAW PPC DESIGN	--	--	--	17
CT-1	CEILING TILE	--	PAINTED	USG FROST - SLB 440 - PROFILE A	2'X2'	7
CT-2	CEILING TILE	--	--	VINYL FACED GYP BOARD PANELS	2'X4'	9
CT-3	CEILING TILE	--	--	USG FROST - SLB 440 - PROFILE A	2x2'	7, 8
SF-1	SURFACE	MSI QUARTZ	--	CALCUTTA LEON	2 CM SLAB	18
SF-1 (ALT)	SURFACE	WILSON ART	Q4008	QUARTZ, HAIDA	2 CM SLAB	--
SF-2	WOOD WALL TREATMENT	MDF BOARD	--	PRIMED	1" x 2" x 8'-0"	19
SF-3	WOOD WALL TREATMENT	MDF BOARD	--	PRIMED	1" x 3" x 8'-0"	20
SF-4	WOOD CHAIR RAIL	MDF BOARD	--	PRIMED	1" x 3" x 8'-0"	21
SF-5	COMPACT LAMINATE	WILSONART LAMINATE	SHEER MESH 4876-38	FINE VELVET    TYPE 569    DOUBLE SIDES	1/4" THICK    4'x8'	--
SF-5 (ALT)	KOROGARD WALL PROTECTION	KOROSEAL INTERIOR FINISH	--	MIST (33)    TEXTURE: P1 DUNE	0.28"	--
SF-6	LAMINATE	WILSONART LAMINATE	BLACK 1595	FINISH: 60 MATTE	4'x8'	--
SF-7	FRP	MARLITE	P-199	FIBRE REINFORCED PLASTIC, BRITE WHITE	PEBBLE	

- FINISH SCHEDULE KEY NOTES:
- GROUT FOR FLOOR TILE TO BE MAPEI ULTRACOLOR PLUS CACOA #79 (3/16" JOINT)
  - GROUT FOR FLOOR TILE TO BE MAPEI ULTRACOLOR PLUS CHARCOAL #47(3/8" JOINT)
  - GROUT FOR FLOOR TILE TO BE MAPEI ULTRACOLOR PLUS CHARCOAL #47 (3/16" JOINT)
  - GROUT FOR WALL TILE TO BE MAPEI KERACOLOR IRON #107 (1/4" JOINT)
  - ORIENTATION TO BE HORIZONTAL TO THE FRONT COUNTER WITH 1/3 STAGGER
  - ORIENTATION TO BE STACKED
  - GRID TO BE PROFILE "A" AND TILE TO HAVE SLB (SHADOWLINE BEVEL) PROFILE.
  - PAINT CEILING GRID AND TILE WITH BENJAMIN MOORE "PM-11" ESSEX GREEN. THE DIFFUSERS ARE TO BE PAINTED TO MATCH "P-2" WITH RUSTOLEUM
  - GRID TO BE 5/16" COMMERCIAL QUALITY
  - 
  - TRIM FOR USE BETWEEN DIFFERENT ADJACENT TILES AND TILE TO GYP. BD. TRANSITIONS
  - TRIM FOR USE AT OUTSIDE CORNERS
  - INSIDE AND OUTSIDE CORNERS TO BE USED.
  - BAR TOPS TO HAVE 1/4" RADIUS TOP & BOTTOM WITH 1/4" RADIUS CORNERS. THE FINISH IS TO BE NATURAL WITH PREMIUM POLYURETHANE. ALL LEG SUPPORTS SHALL BE 2" DIA. WITH ESCUTCHEON PLATES @ TOP AND BOTTOM AND HAVE BLACK CRINKLED FINISH. THE BAR TOPS AND SUPPORTS SHALL BE PROVIDED BY THE TABLE VENDOR.
  - 
  - TR-3 AND ALL REQUIRED TRIM ACCESSORIES FOR FLOORING INSTALLATION
  - CONTACT TOM SMITH @ TSMITH@SHAWPPCDESIGN.COM OR 248.348.7755 EXTENSION 316
  - CONTACT RAFAEL BERNAL @ RAFAEL.B@MSISURFACES.COM OR 248.930.3459
  - 1x2 MDF OR SIMILAR TO BE MOUNTED TO THE WALL @ 11" O.C. SPACING VIA CONSTRUCTION ADHESIVE AND CONCEALED HARDWARE || ANY NAIL / SCREW HOLES ARE TO BE FILLED, EDGES TO BE CAULKED || TRIM & WALL TO BE PAINTED P-1 || IT IS RECOMMENDED TO SAND THE WALLS, PRIME AND THEN INSTALL THE TRIM
  - 1x3 MDF OR SIMILAR TO BE MOUNTED TO THE WALL VIA CONSTRUCTION ADHESIVE AND CONCEALED HARDWARE || ANY NAIL / SCREW HOLES ARE TO BE FILLED, EDGES TO BE CAULKED || TRIM & WALL TO BE PAINTED P-1 || IT IS RECOMMENDED TO SAND THE WALLS, PRIME AND THEN INSTALL THE TRIM
  - 1x3 MDF OR SIMILAR TO BE MOUNTED TO THE WALL VIA CONSTRUCTION ADHESIVE AND CONCEALED HARDWARE || ANY NAIL / SCREW HOLES ARE TO BE FILLED, EDGES TO BE CAULKED || TRIM & WALL TO BE PAINTED P-1 || IT IS RECOMMENDED TO SAND THE WALLS, PRIME AND THEN INSTALL THE TRIM

## PLAN NOTES

- A. REFERENCE MATERIAL RESOURCES AND SCHEDULE SHEET FOR FINISH SELECTIONS AND ADDITIONAL INFORMATION.
- B. PROVIDE THRESHOLDS, TRANSITION STRIPS, EDGINGS, ETC. AT CHANGES IN FLOORING MATERIAL. USE ALUMINUM PROFILE BY SCHLUTER SYSTEMS AS DICTATED BY FIELD CONDITION.
- C. PRIOR FLOOR FINISH AND FLOOR COVERING MATERIALS SHALL NOT BE LESS THAN CLASS N GROUPS A.
- D. CONTRACTOR TO GET OWNER AND ARCHITECT APPROVAL ON MATERIAL MATCH PRIOR TO PURCHASE AND INSTALLATION. PROVIDE SAMPLES.
- E. TILE EXPANSION JOINTS PER TCNA EJ171. ALIGN WITH SLAB CONTROL SILICONE SEALANT AND JOINT FILLER.
- F. INTERIOR FLOOR FINISHES SHALL BE DESIGNED WITH A CRACK CONTROL JOINT ALONG THE LENGTH OF EXISTING POUR STRIPS AT THE COLD JOINT WHERE THE POUR STRIPS CONNECT TO THE MAIN BUILDING SLAB.
- G. WALK-IN COOLER PROVIDED WITHOUT A FLOOR. REFERENCE WALK-IN COOLER SHOP DRAWINGS.
- H. FIELD VERIFY DIMENSIONS OF WALLS TO RECEIVE WALL COVERINGS, MURALS, OR WAINSCOT PRIOR TO INSTALLATION.
- I. INTERIOR FINISH CLASSIFICATIONS:

FOR SPRINKLERED BUILDINGS:  
INTERIOR EXIT STAIRWAYS AND RAMPS AND EXIT PASSAGEWAYS - CLASS B  
CORRIDORS AND ENCLOSURES FOR EXIT ACCESS STAIRWAYS AND RAMPS - CLASS C  
ROOMS AND ENCLOSED SPACES - CLASS C

FOR NON-SPRINKLERED BUILDINGS:  
INTERIOR EXIT STAIRWAYS AND RAMPS AND EXIT PASSAGEWAYS - CLASS A  
CORRIDORS AND ENCLOSURES FOR EXIT ACCESS STAIRWAYS AND RAMPS - CLASS B  
ROOMS AND ENCLOSED SPACES - CLASS C

CLASS A: = FLAME SPREAD INDEX 0-25; SMOKEDEVELOPED INDEX 0-450  
CLASS B: = FLAME SPREAD INDEX 26-75; SMOKEDEVELOPED INDEX 0-450  
CLASS C: = FLAME SPREAD INDEX 76-200; SMOKEDEVELOPED INDEX 0-450

ROOM FINISH SCHEDULE							
	ROOM	FLOOR	BASE	WALLS	CEILING		NOTES
					MATERIAL	HEIGHT	
100	SEATING AREA	F-1	F-1	T-1, SF-2, SF-3, SF-4, SF-5, P-1, P-2	CT-1	10'-0"	2
101	SERVICE AREA	F-2	B-2	T-1, WC-1, SF-7	CT-1	10'-0"	2
102	KITCHEN	F-2	B-2	SF-7	CT-2	10'-0"	
103	WALK-IN COOLER	F-2	B-2	--	--	9'-0"	1
104	HALLWAY	F-1	F-1	T-1, SF-2, SF-3, SF-4, SF-5, P-1, P-2	CT-1	10'-0"	2
105	RESTROOM	F-3	B-3	T-2, P-1	CT-1	8'-0"	
106	CLOSET	F-2	B-2	SF-7	CT-2	10'-0"	
107	RESTROOM	F-3	B-3	T-2, P-1	CT-1	8'-0"	
108	PRIVATE CLOSET	F-2	B-2	P-1	CT-2	10'-0"	
109	OFFICE	F-2	B-2	P-1	CT-2	10'-0"	

- ROOM FINISH SCHEDULE KEY NOTES:
- TILE TO BE INSTALLED PRIOR TO INSTALLATION OF WALK-IN COOLER
  - SEE INTERIOR ELEVATIONS FOR THE HEIGHTS TO TRANSITION THE WALL COLORS AND MATERIALS.



### GERALD P. NOE ARCHITECT

GEORGIA CERTIFICATE NO. 9106

399 LUCERNE DRIVE  
SPARTANBURG, SC 29302  
P: 864.583.2215 F: 864.583.2265  
mail@gpnarcht.com

CHECKED BY: DKH  
DRAWN BY: DKH

THIS DRAWING IS AN INSTRUMENT OF SERVICE AND SOLE PROPERTY OF THE ARCHITECT, AND SHALL NOT BE USED IN ANY WAY, WHATSOEVER, WITHOUT THE WRITTEN PERMISSION OF THE ARCHITECT. IT SHALL BE RETURNED TO THE ARCHITECT UPON DEMAND.

COPYRIGHT 2021  
ALL RIGHTS RESERVED



10-13-2021

#### REVISIONS:

NO.	DATE	DESCRIPTION	BY
-----	------	-------------	----

FRANCHISEE NAME:

#### PROSPERARE RESTAURANT GROUP, LLC

ANDREW & SHIU KYI LEW  
6506 CREEKVIEW CIRCLE  
JOHNS CREEK, GEORGIA 30097

PROJECT NAME:



CEDAR SHOALS SHOPPING CENTER  
1045 GAINES SCHOOL ROAD - UNIT B  
ATHENS, GEORGIA 30605

SHEET TITLE:

## FLOOR SCHEDULE & NOTES

PROJECT NUMBER 21-209

DATE 10-13-2021

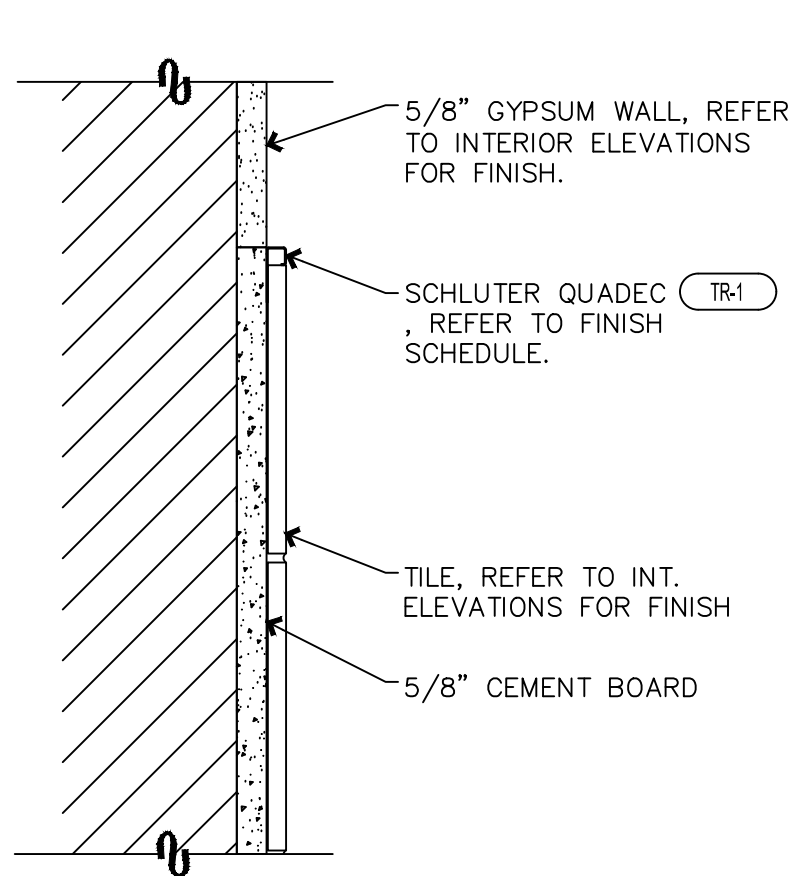
SHEET NO.

# A-3.1

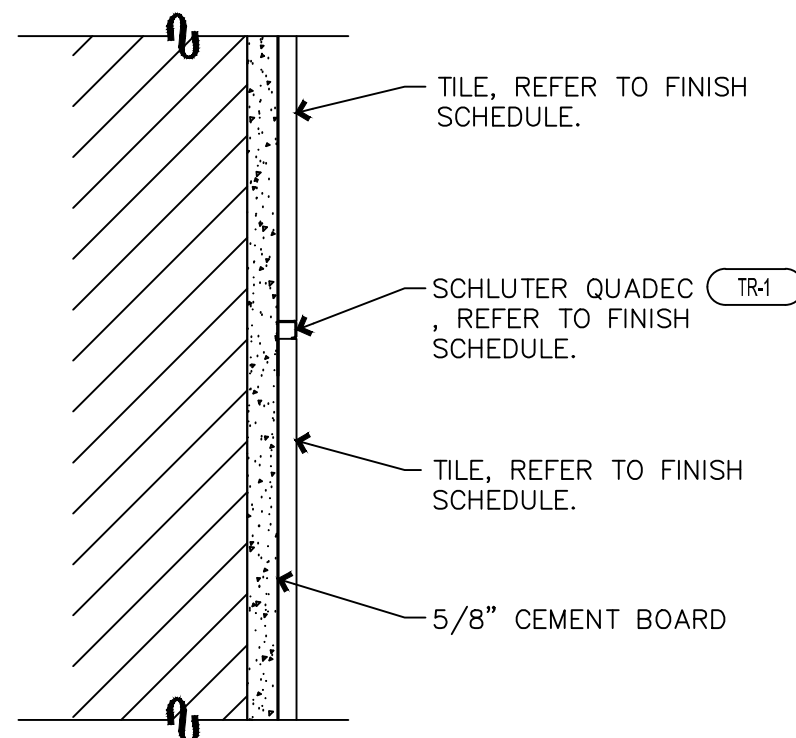
SHEET 5 OF 12

THE ARCHITECT SHALL NOT BE RESPONSIBLE FOR ACTUAL CONDITIONS, CONSTRUCTION AND/OR USE THEREOF. THIS DRAWING IS TO CONVEY DESIGN INTENTIONS AND/OR CODE COMPLIANCE ONLY. USE OF THESE DRAWINGS IMPLIES AGREEMENT WITH THESE CONDITIONS. THE CONTRACTOR IS TO VERIFY ALL DIMENSIONS.

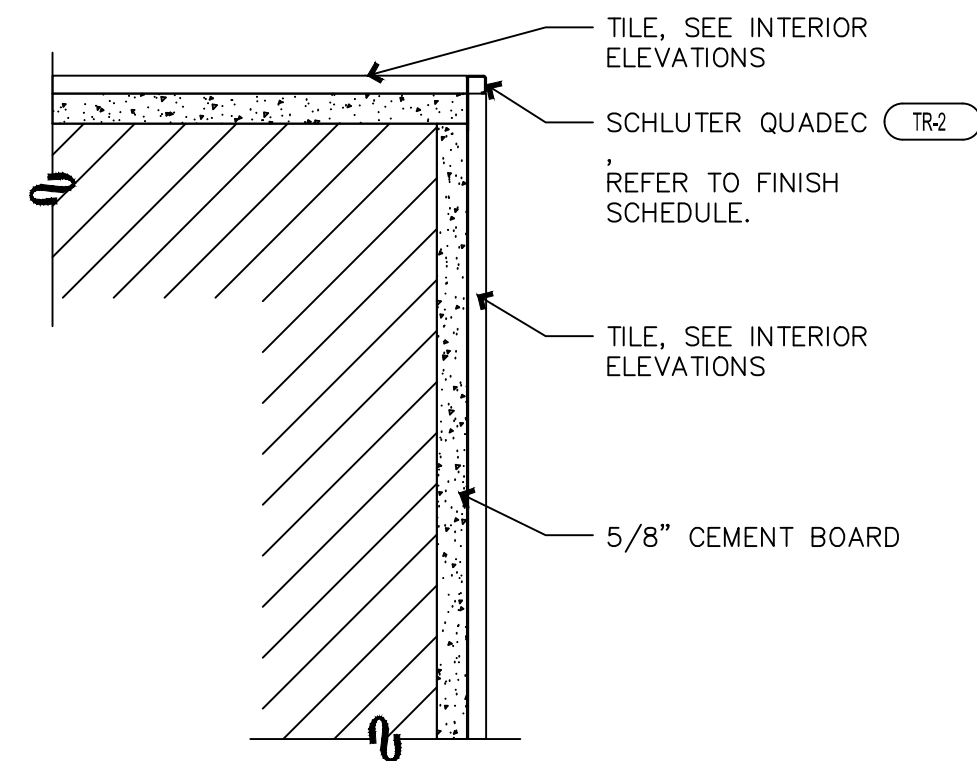




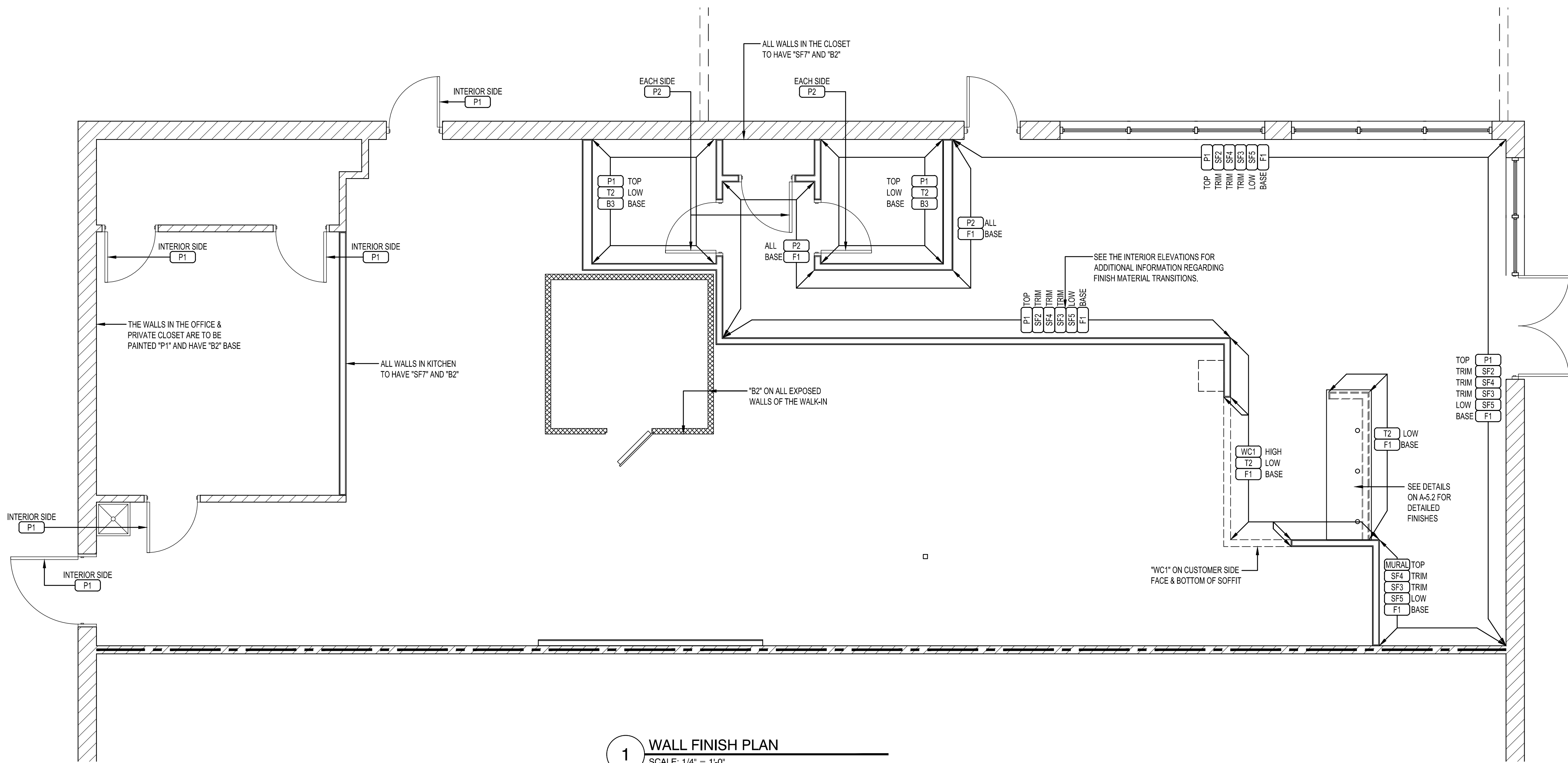
2 WALL TILE SECTION  
SCALE: 3" = 1'-0"



3 WALL TILE TRANSITION  
SCALE: 3" = 1'-0"



4 WALL TILE OUTSIDE CORNER  
SCALE: 3" = 1'-0"



1 WALL FINISH PLAN  
SCALE: 1/4" = 1'-0"



**GERALD P. NOE ARCHITECT**  
GEORGIA CERTIFICATE NO. 9106

399 LUCERNE DRIVE  
SPARTANBURG, SC 29302  
P: 864.583.2215 F: 864.583.2265  
mail@gpnarcht.com

CHECKED BY: DKH  
DRAWN BY: DKH

THIS DRAWING IS AN INSTRUMENT OF SERVICE AND SOLE PROPERTY OF THE ARCHITECT, AND SHALL NOT BE USED IN ANY WAY, WHATSOEVER, WITHOUT THE WRITTEN PERMISSION OF THE ARCHITECT. IT SHALL BE RETURNED TO THE ARCHITECT UPON DEMAND.

COPYRIGHT 2021  
ALL RIGHTS RESERVED



10-13-2021

REVISIONS:

NO.	DATE	DESCRIPTION	BY
-----	------	-------------	----

FRANCHISEE NAME:

**PROSPERARE RESTAURANT GROUP, LLC**

ANDREW & SHIU KYI LEW  
6506 CREEKVIEW CIRCLE  
JOHNS CREEK, GEORGIA 30097

PROJECT NAME:

**8337**  
**marco's PIZZA**  
**UP-FIT**  
CEDAR SHOALS SHOPPING CENTER  
1045 GAINES SCHOOL ROAD - UNIT B  
ATHENS, GEORGIA 30605

SHEET TITLE:

**FINISH WALL & ARTWORK PLAN**

PROJECT NUMBER 21-209

DATE 10-13-2021

SHEET NO.

**A-4.0**

SHEET 6 OF 12





**GERALD P. NOE ARCHITECT**  
GEORGIA CERTIFICATE NO. 9106

**399 LUCERNE DRIVE  
SPARTANBURG, SC 29302  
P: 864.583.2215 F: 864.583.2265  
mail@gpnarcht.com**

CHECKED BY: DKH  
DRAWN BY: DKH

THIS DRAWING IS AN INSTRUMENT OF SERVICE AND SOLE PROPERTY OF THE ARCHITECT, AND SHALL NOT BE USED IN ANY WAY, WHATSOEVER, WITHOUT THE WRITTEN PERMISSION OF THE ARCHITECT. IT SHALL BE RETURNED TO THE ARCHITECT UPON DEMAND.  
COPYRIGHT 2021  
ALL RIGHTS RESERVED



10-13-2021

REVISIONS:

NO.	DATE	DESCRIPTION	BY
-----	------	-------------	----

FRANCHISEE NAME:

**PROSPERARE  
RESTAURANT GROUP,  
LLC**

**ANDREW & SHIU KYI LEW  
6506 CREEKVIEW CIRCLE  
JOHNS CREEK, GEORGIA 30097**

PROJECT NAME:

**8337**  
**marco's PIZZA**  
**INTERIOR UP-FIT**  
CEDAR SHOALS SHOPPING CENTER  
10445 GAINES SCHOOL ROAD - UNIT B  
ATHENS, GEORGIA 30605

SHEET TITLE:

**RESTROOM  
PLAN &  
ELEVATIONS**

PROJECT NUMBER 21-209

DATE 10-13-2021

SHEET NO.

**A-5.0**

SHEET 7 OF 12

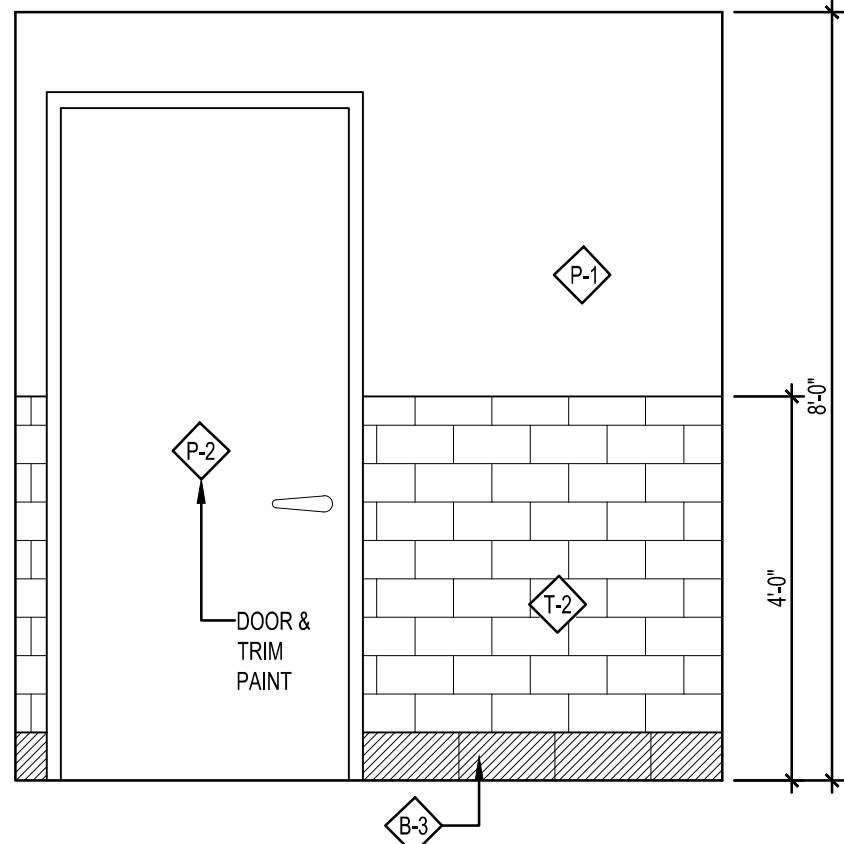
### RESTROOM NOTES

- COMPLY WITH THE REQUIREMENTS OF IBC AND ANSI A117.1.
- WATER CLOSETS AND URINAL FLUSH VALVE CONTROLS AND FAUCET AND OPERATING MECHANISM CONTROL SHALL BE OPERABLE WITH ONE HAND AND SHALL NOT REQUIRE TIGHT GRASPING PINCHING OR TWISTING OF THE WRIST AND SHALL BE MOUNTED NO MORE THAN 44" AFF.
- THE FORCE REQUIRED TO ACTIVATE WATER CLOSET AND URINAL FLUSH VALVE CONTROLS AND FAUCET AND OPERATING MECHANISM CONTROLS SHALL BE NO GREATER THAN 5 LBS.
- SELF CLOSING FAUCET CONTROL VALVES ARE ALLOWED IF THE FAUCET REMAINS OPEN FOR AT LEAST 10 SECONDS.
- WHERE TOWEL, SANITARY NAPKINS WASTE RECEPTACLES AND OTHER SIMILAR DISPENSING AND DISPOSAL FIXTURES ARE PROVIDED AT LEAST ONE OF EACH TYPE SHALL BE LOCATED WITH ALL OPERABLE PARTS INCLUDING COIN SLOTS WITHIN 40" FROM THE FINISHED FLOOR.
- LAVATORIES SHALL BE MOUNTED WITH THE RIM OR COUNTER SURFACE NO HIGHER THAN 34" ABOVE THE FINISHED FLOOR AND WITH A CLEARANCE OF AT LEAST 29" FROM THE FLOOR TO THE BOTTOM OF THE APRON WITH KNEE CLEARANCE UNDER FRONT UP EXTENDING A MINIMUM OF 30" IN WIDTH AND 8" MINIMUM DEPTH AT THE TOP TOE CLEARANCE SHALL BE THE SAME WIDTH AND SHALL BE A MINIMUM OF 9" HIGH FROM THE FLOOR AND A MIN OF 17" DEEP FROM THE FRONT OF THE LAVATORY.

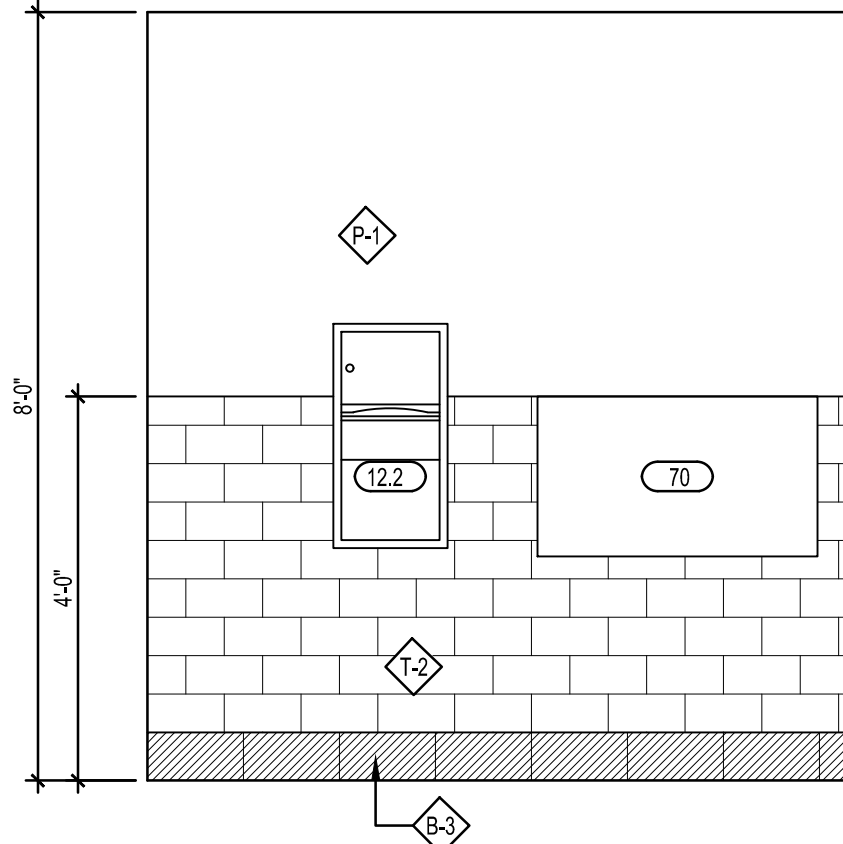
### RESTROOM ACCESSORIES SCHEDULE

TAG:	DESCRIPTION	MFGR.	MODEL.
12.2	PAPER TOWEL DISPENSER	BOBRICK	B-4368
12.3	SOAP DISPENSER	BOBRICK	B-40
70	BABY CHANGING STATION	IMPACT PRODUCTS	1170
71	MIRROR	BOBRICK	B-165 1836
72	TOILET PAPER DISPENSER	BOBRICK	B-253
73	FEM. NAPKIN DISPOSAL	BOBRICK	B-27
74	TOILET	SEE PLUMBING	--
74.1	36" GRAB BAR	BOBRICK	B-5806X36
74.2	42" GRAB BAR	BOBRICK	B-5806X42
74.3	18" GRAB BAR	BOBRICK	B-5806X18
75	LAVATORY	SEE PLUMBING	--
75.1	FAUCET	SEE PLUMBING	--

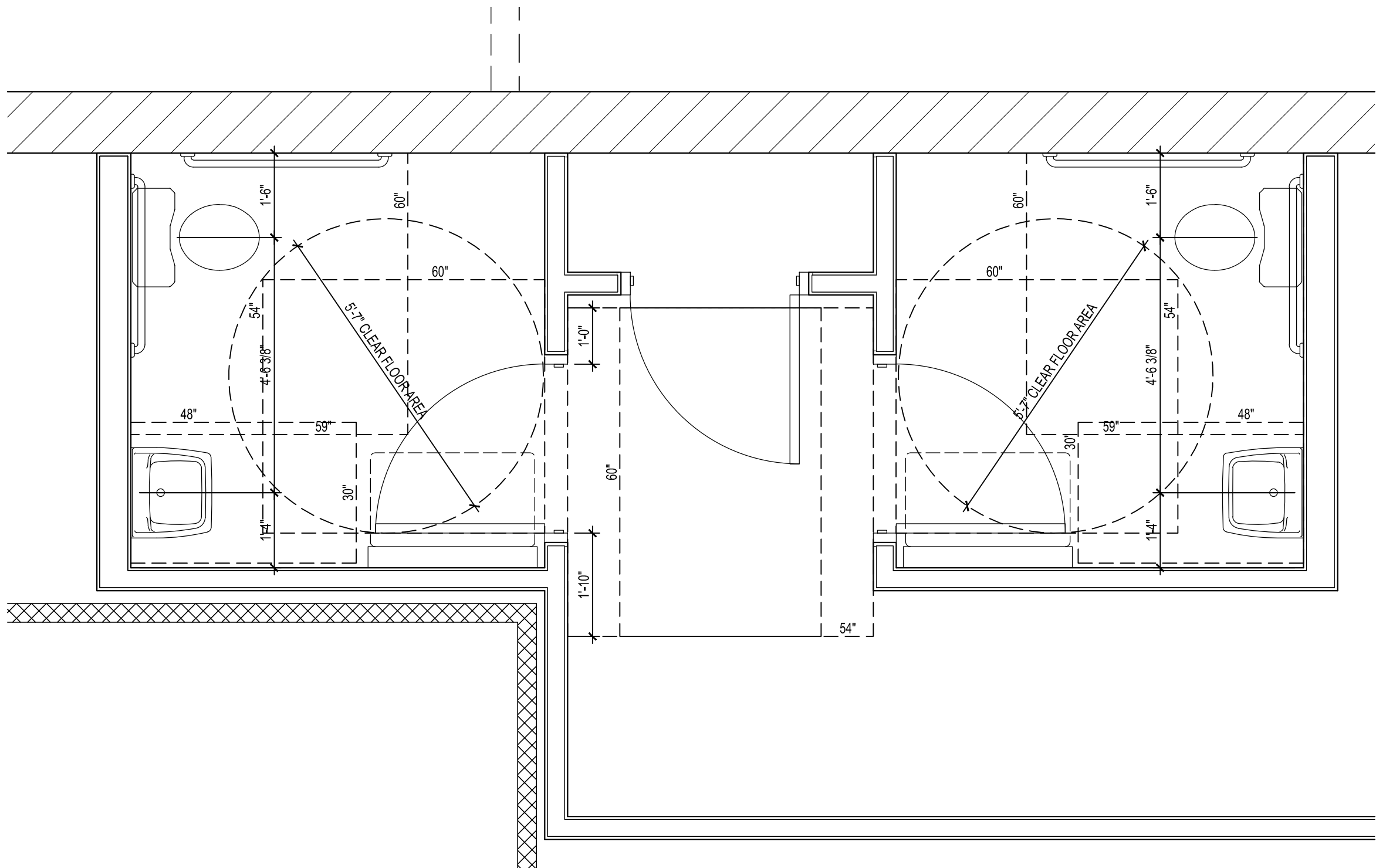
- GENERAL NOTE:
- PROVIDE DOUBLE 20 MSG GALV STEEL STUDS IN WALLS TO SUPPORT ALL WALL HUNG PLUMBING FIXTURES, TYPICAL.
  - ALL TOILET ACCESSORIES SHALL BE MOUNTED IN ACCORDANCE WITH THE ADA HEIGHT & REACH REQUIREMENTS.



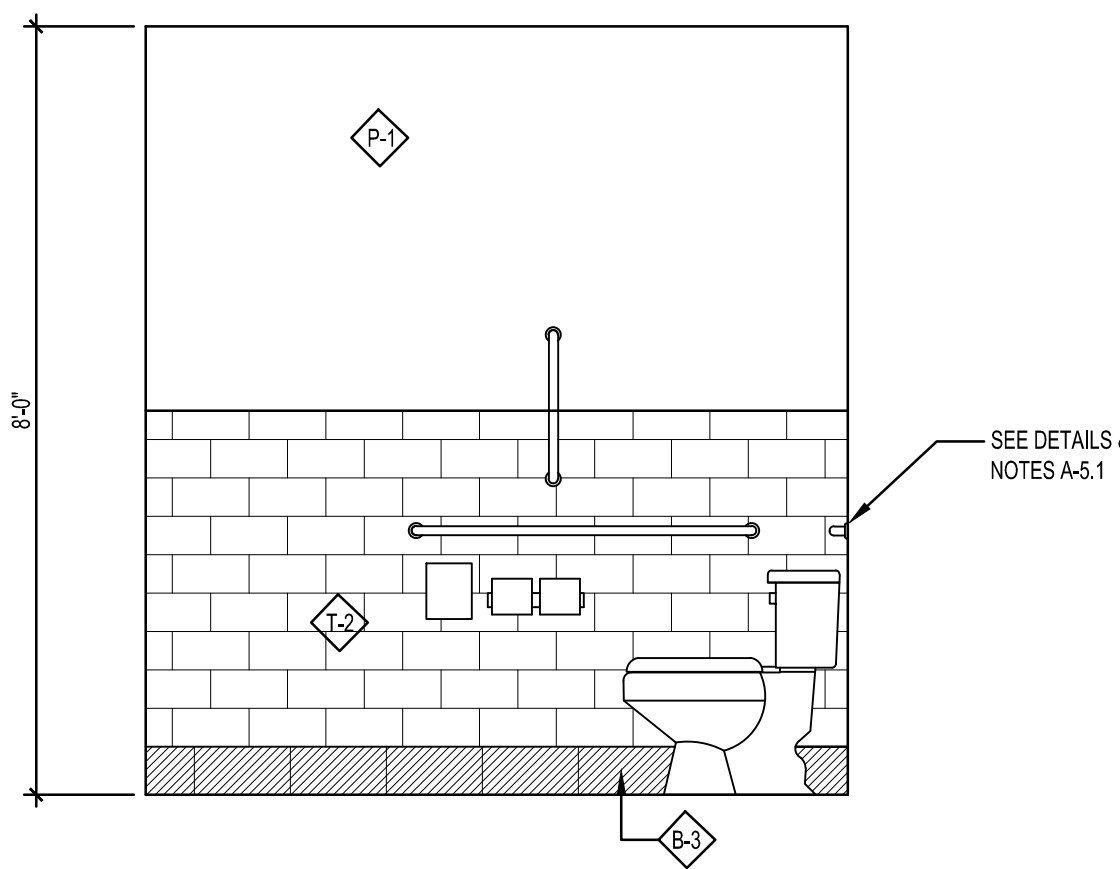
**4 RESTROOM ELEVATION (SIM.)**  
SCALE: 1/2" = 1'-0"



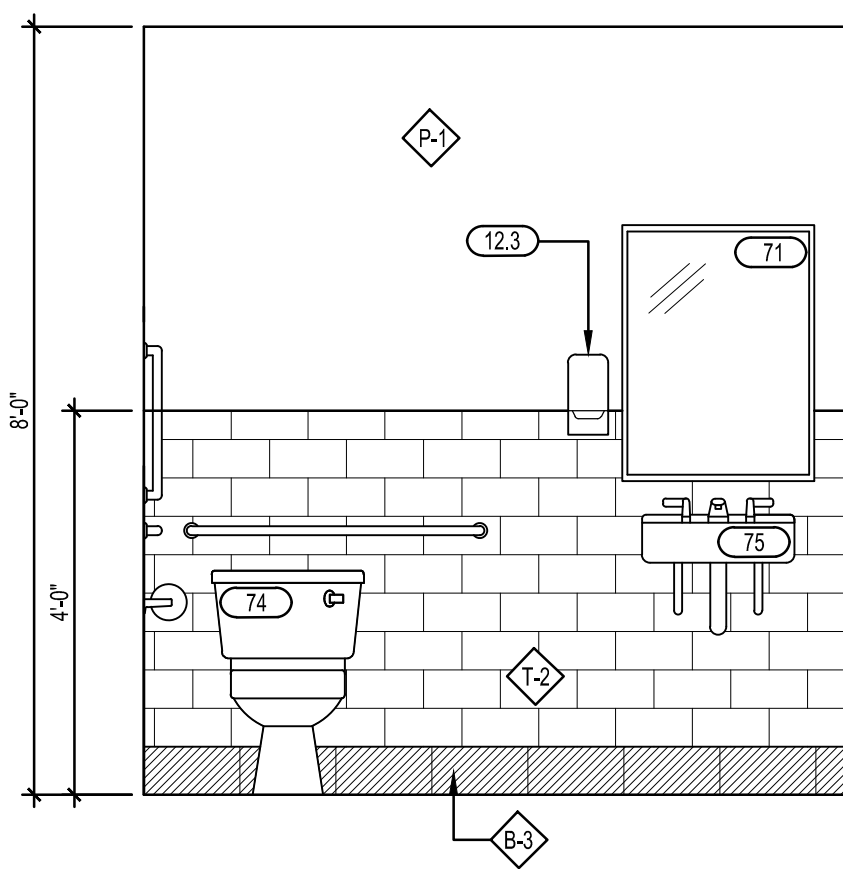
**5 RR ELEVATION (SIM.)**  
SCALE: 1/2" = 1'-0"



**1 ENLARGED RESTROOM PLAN**  
SCALE: 1/2" = 1'-0"



**2 RR ELEVATION (SIM.)**  
SCALE: 1/2" = 1'-0"



**3 RR ELEVATION (SIM.)**  
SCALE: 1/2" = 1'-0"





10-13-2021

REVISIONS:

NO.	DATE	DESCRIPTION	BY
-----	------	-------------	----

FRANCHISEE NAME:

**PROSPERARE  
RESTAURANT GROUP,  
LLC**

ANDREW & SHIU KYI LEW  
6506 CREEKVIEW CIRCLE  
JOHNS CREEK, GEORGIA 30097

PROJECT NAME:

**8337**  
**marco's PIZZA** **INTERIOR  
UP-FIT**  
CEDAR SHOALS SHOPPING CENTER  
1045 GAINES SCHOOL ROAD - UNIT B  
ATHENS, GEORGIA 30605

SHEET TITLE:

**RESTROOM  
DETAILS**

PROJECT NUMBER 21-209

DATE 10-13-2021

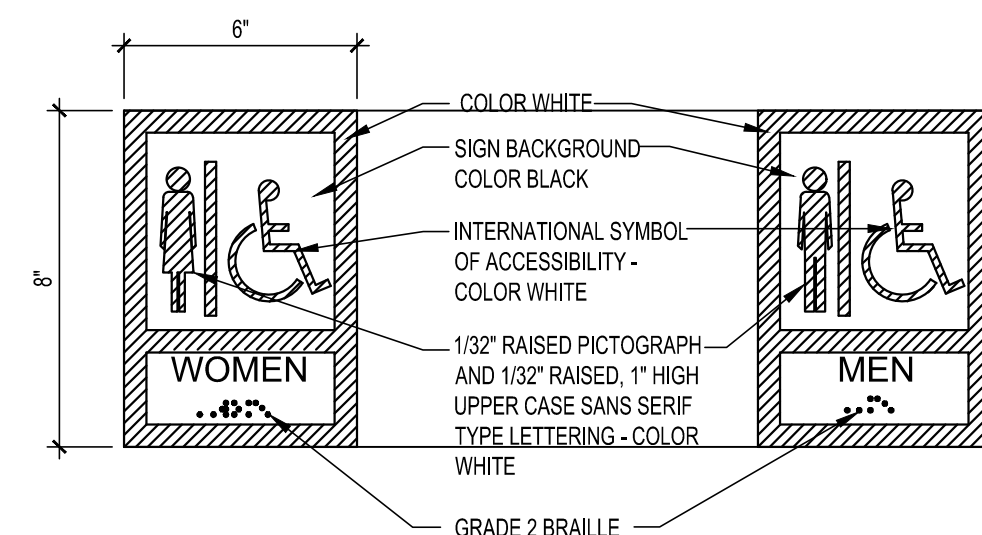
SHEET NO.

**A-5.1**

SHEET 8 OF 12

ADA SIGNAGE TYPE DETAILS AND NOTES

WALL SIGNAGE (TYP.)



ALL ADA SIGNS SHALL CONFORM WITH IBC ACCESSIBILITY GUIDELINES

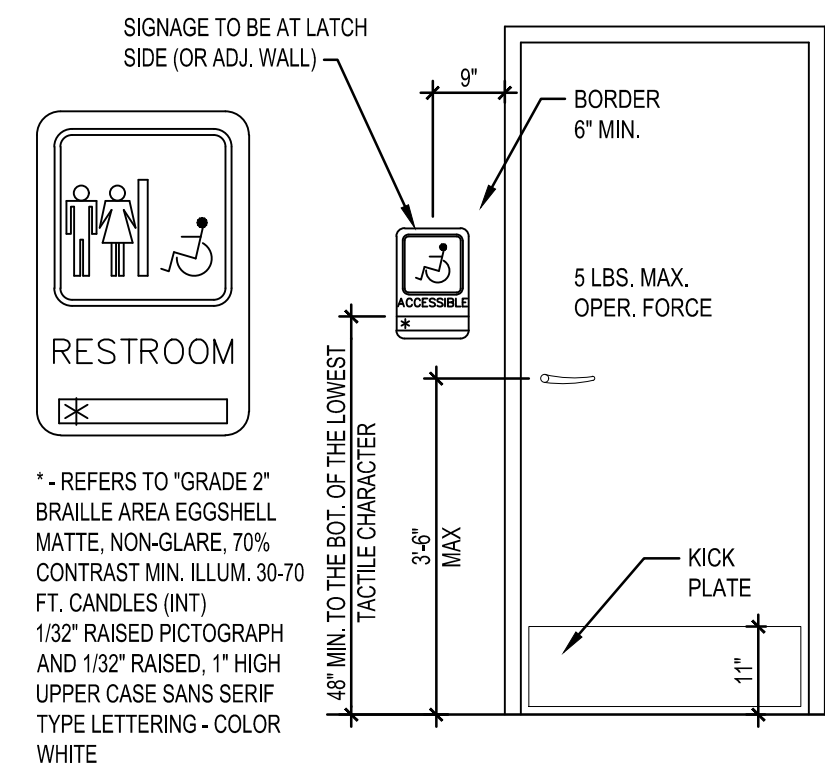
- LETTERS AND NUMBERS MUST BE RAISED 1/32" FROM SIGNAGE SURFACE.
- CHARACTER HEIGHT MUST BE AT LEAST 5/8" BUT NOT TO EXCEED 2". TYPE STYLE FOR LETTERS AND NUMBERS SHALL BE SANS SERIF OR SIMPLE SERIF.
- PICTOGRAMS SHALL BE ACCOMPANIED BY THE EQUIVALENT VERBAL DESCRIPTION PLACED DIRECTLY BELOW PICTOGRAM DOOR MOUNTED ACCESSIBILITY SIGN.
- PLASTIC LAMINATE SECURED TO CENTER OF DOOR FACE CENTER LINE AT 48" A.F.F. TO THE LOWEST TACTILE CHARACTER.
- WOMEN'S SYMBOL 1/4" THICK 12" DIAMETER.
- MEN'S SYMBOL 1/4" THICK TRIANGLE 12" SIDES.
- COLOR AND CONTRAST SHALL BE DISTINCTLY DIFFERENT FROM COLOR AND CONTRAS OF DOOR USE NEMA RATED SELF EXTINGUISHING ADHESIVE TO MOUNT.

DOOR MOUNTED ACCESSIBILITY SIGN

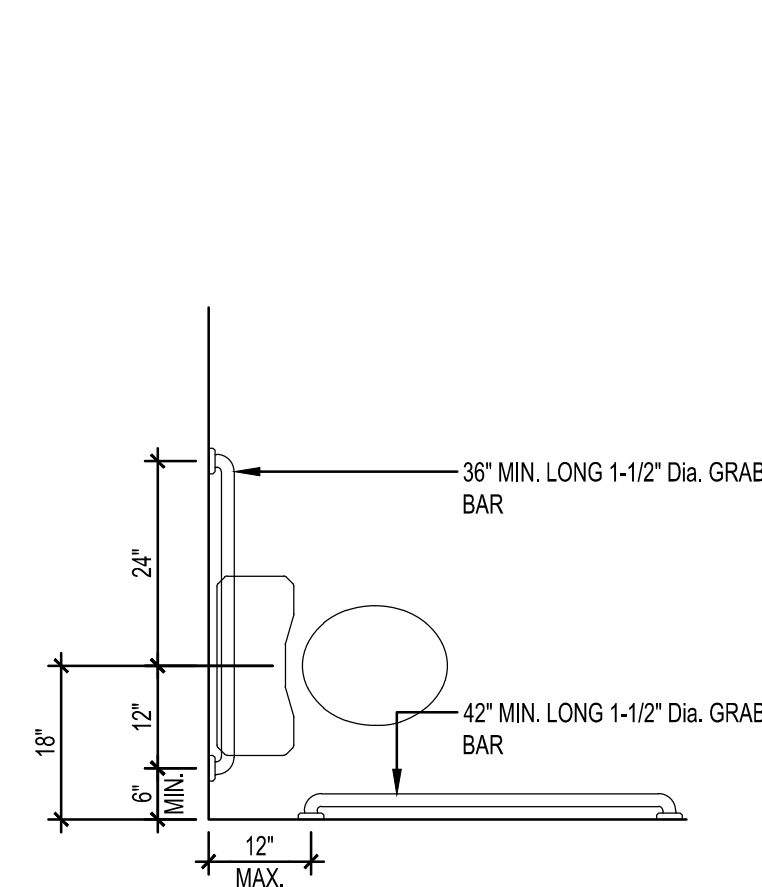
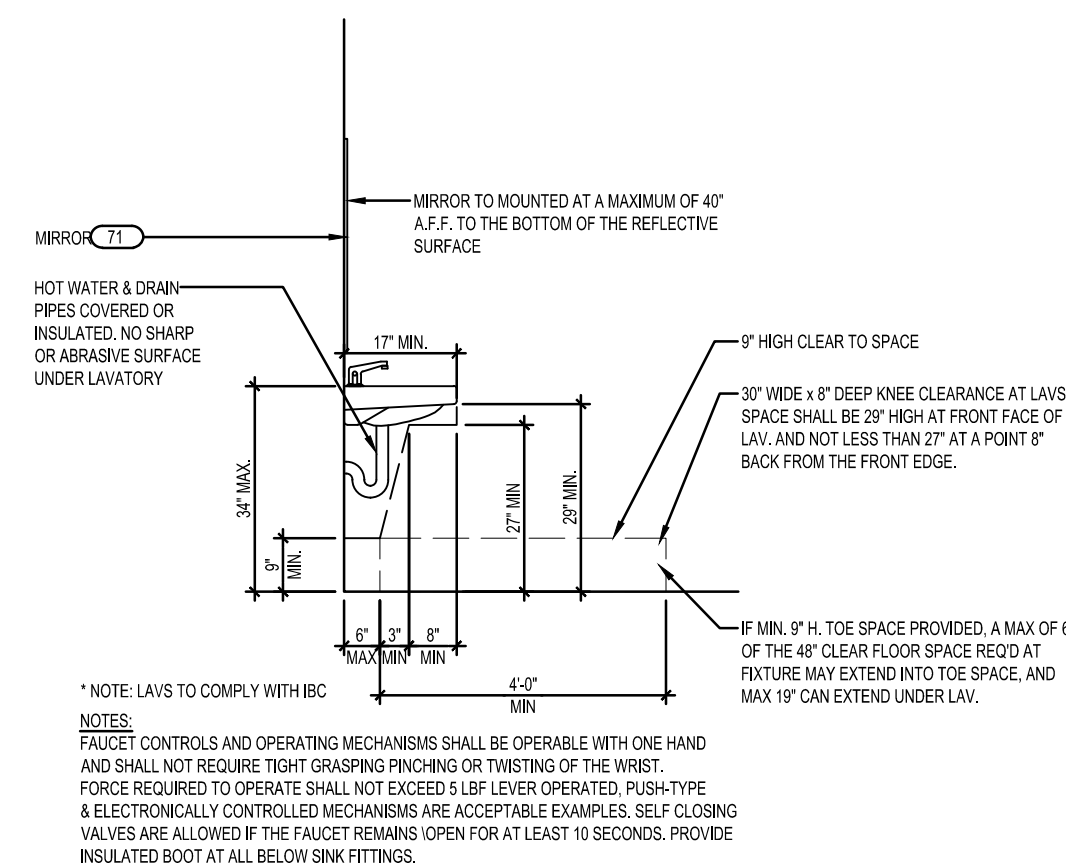
- PLASTIC LAMINATE SECURED TO CENTER OF DOOR FACE CENTER LINE AT 48" A.F.F. TO THE LOWEST TACTILE CHARACTER.
- WOMEN'S SYMBOL 1/4" THICK 12" DIAMETER.
- MEN'S SYMBOL 1/4" THICK TRIANGLE 12" SIDES.
- COLOR AND CONTRAST SHALL BE DISTINCTLY DIFFERENT FROM COLOR AND CONTRAS OF DOOR USE NEMA RATED SELF EXTINGUISHING ADHESIVE TO MOUNT.

ADA MOUNTING HEIGH NOTES

- COMPLY WITH THE REQUIREMENTS OF IBC AND ANSI A117.1.
- IT IS THE INTENT OF THE DESIGN THAT ALL ITEMS SHOWN AT TYPICAL HEIGHTS BE ACCESSIBLE TO PERSONS WITH DISABILITIES.
- THE MOUNTING HEIGHTS CLEARANCES AND CONFIGURATIONS SHOWN ON THIS SHEET ARE TYPICAL AND SHALL APPLY TO ALL INSTANCES OF THE ITEM SHOWN. THE DIMENSIONS SHOWN ON THIS SHEET TAKE PRECEDENCE OVER TYPICAL DIMENSIONS SHOWN ON THE ELECTRICAL OR MECHANICAL DRAWINGS FOR THE MOUNTING OF ITEMS INSTALLED BY THE ELECTRICAL OR MECHANICAL TRADES.
- TYPICAL MOUNTING HEIGHTS FOR ITEMS NOT SHOWN ON THIS SHEET MAY BE ILLUSTRATED BY OTHER SHEETS. REFER TO "INDEX OF DRAWINGS" FOR ADDITIONAL INFORMATION.
- CONTRACTOR SHALL VERIFY IN FIELD THAT EXISTING RESTROOMS FIXTURES AND ACCESSORIES TO REMAIN COMPLY WITH ADA MOUNTING HEIGHTS. IN CASE OF DISCREPANCIES GC SHALL RELOCATE FIXTURES AND PATCH IMPACTED AREAS TO MATCH ADJACENT FINISHES.
- FOR LOCATION OF ACCESSORIES REFER TO RESTROOM INTERIOR ELEVATIONS.
- FOR FIXTURES AND PLUMBING ACCESSORIES REFER TO PLUMBING SCHEDULE.

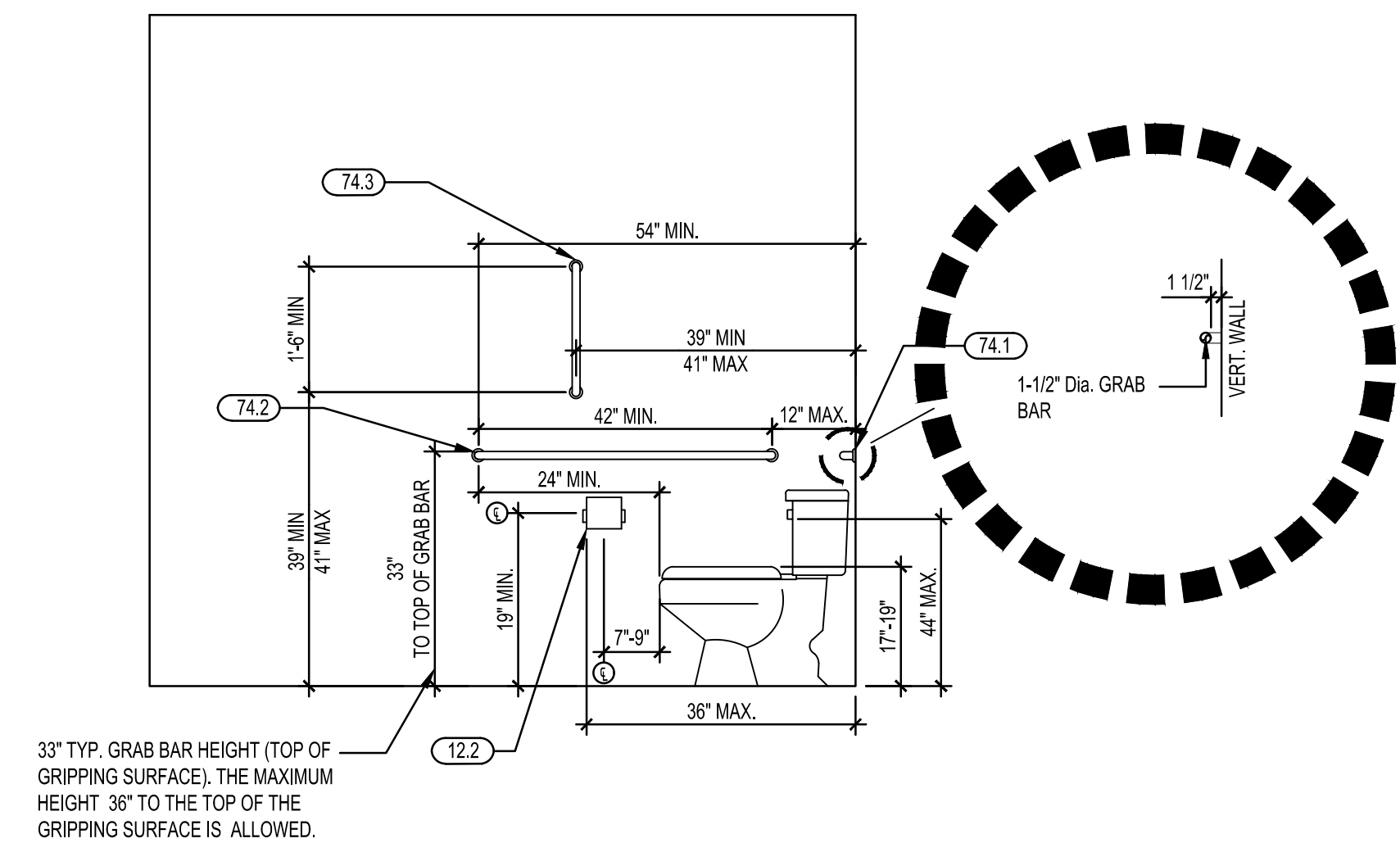


1 RESTROOM SIGN & DOOR  
SCALE: 1/2" = 1'-0"

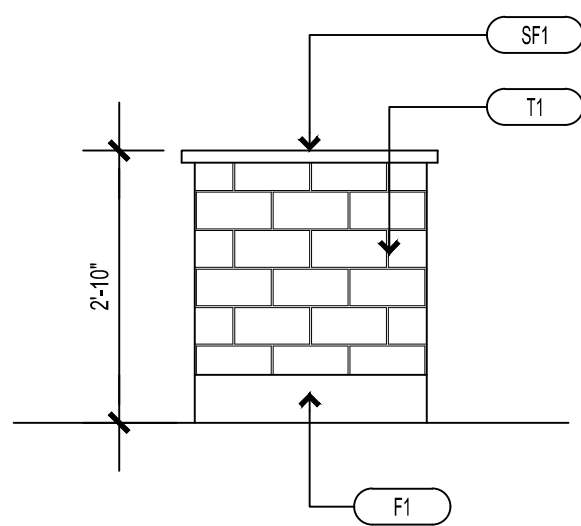


NOTES:

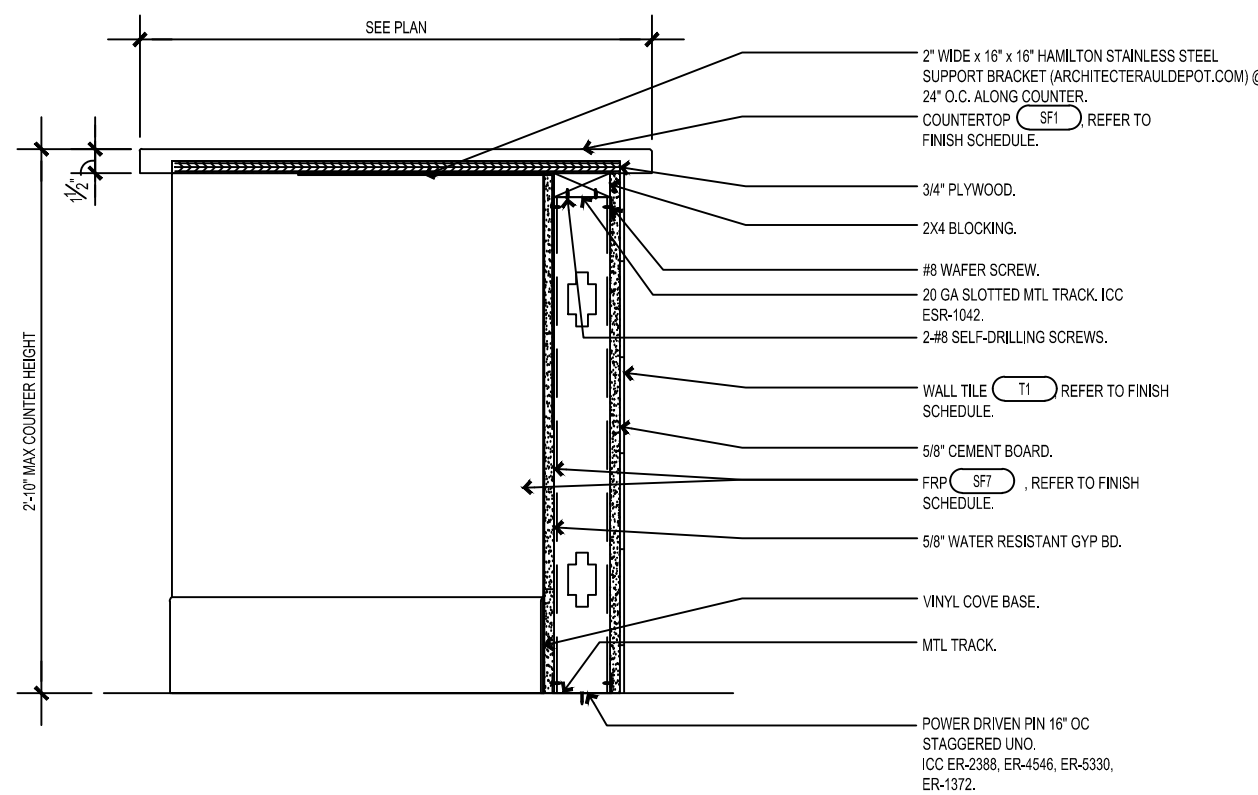
- BENDING STRESS IN A GRAB BAR INDUCED BY THE MAXIMUM BENDING MOMENT FROM THE APPLICATION OF A 250 LB. POINT LOAD SHALL BE LESS THAN THE ALLOWABLE.
- SHEAR STRESS INDUCED IN A GRAB BAR BY THE APPLICATION OF A 250 LB POINT LOAD SHALL BE LESS THAN THE ALLOWABLE SHEAR STRESS FOR THE MATERIAL OF THE GRAB BAR, AND ITS MOUNTING BRACKET OR OTHER SUPPORT IS CONSIDERED TO BE FULLY RESTRAINED, THEN DIRECT AND TORSIONAL SHEAR STRESSES SHALL NOT EXCEED THE ALLOWABLE SHEAR STRESS.
- SHEAR FORCE INDUCED IN FASTENER OR MOUNTING DEVICES FROM THE APPLICATION OF A 250 LB. POINT LOAD SHALL BE LESS THAN THE ALLOWABLE WITHDRAWAL LOAD BETWEEN THE FASTENER AND SUPPORTING STRUCTURE.
- TENSILE FORCE INDUCED IN A FASTENER BY A DIRECT TENSION FORCE OF A 250 LB. POINT LOAD, PLUS THE MAXIMUM MOMENT FROM THE APPLICATION OF A 250 LB. POINT LOAD, SHALL BE LESS THAN THE ALLOWABLE WITHDRAWAL LOAD BETWEEN THE FASTENER AND SUPPORTING STRUCTURE.
- GRAB BARS AND WALL OR OTHER SURFACE ADJACENT TO THEM SHALL BE FREE OF ANY SHARP OR ABRASIVE ELEMENTS. EDGES SHALL HAVE A MINIMUM RADIUS OF 1/8"
- GRAB BAR LENGTHS INDICATED SHALL NOT INCLUDE ANY MOUNTING CURVATURE. MINIMUM DIMENSIONS APPLY TO STRAIGHT LENGTH OF BAR.



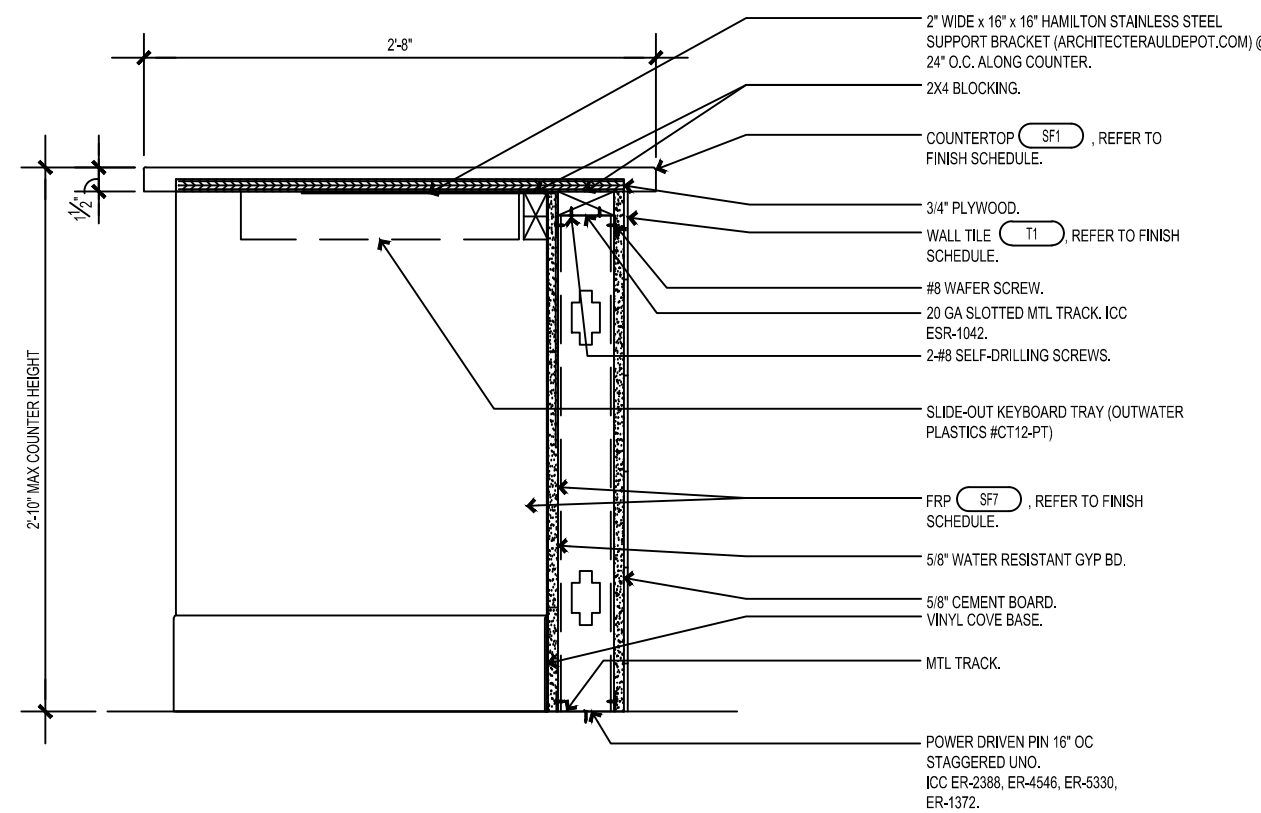




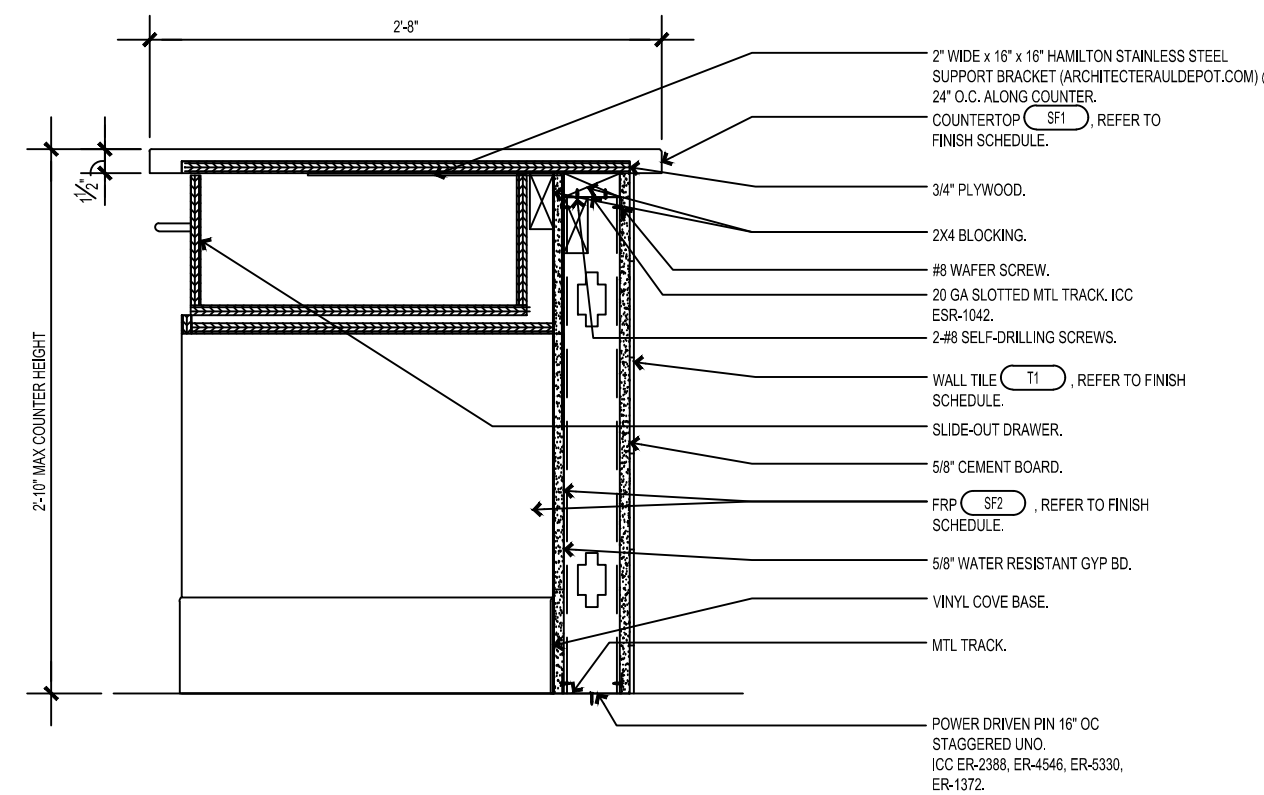
4 POS COUNTER ELEVATION (END)  
SCALE: 1/2" = 1'-0"



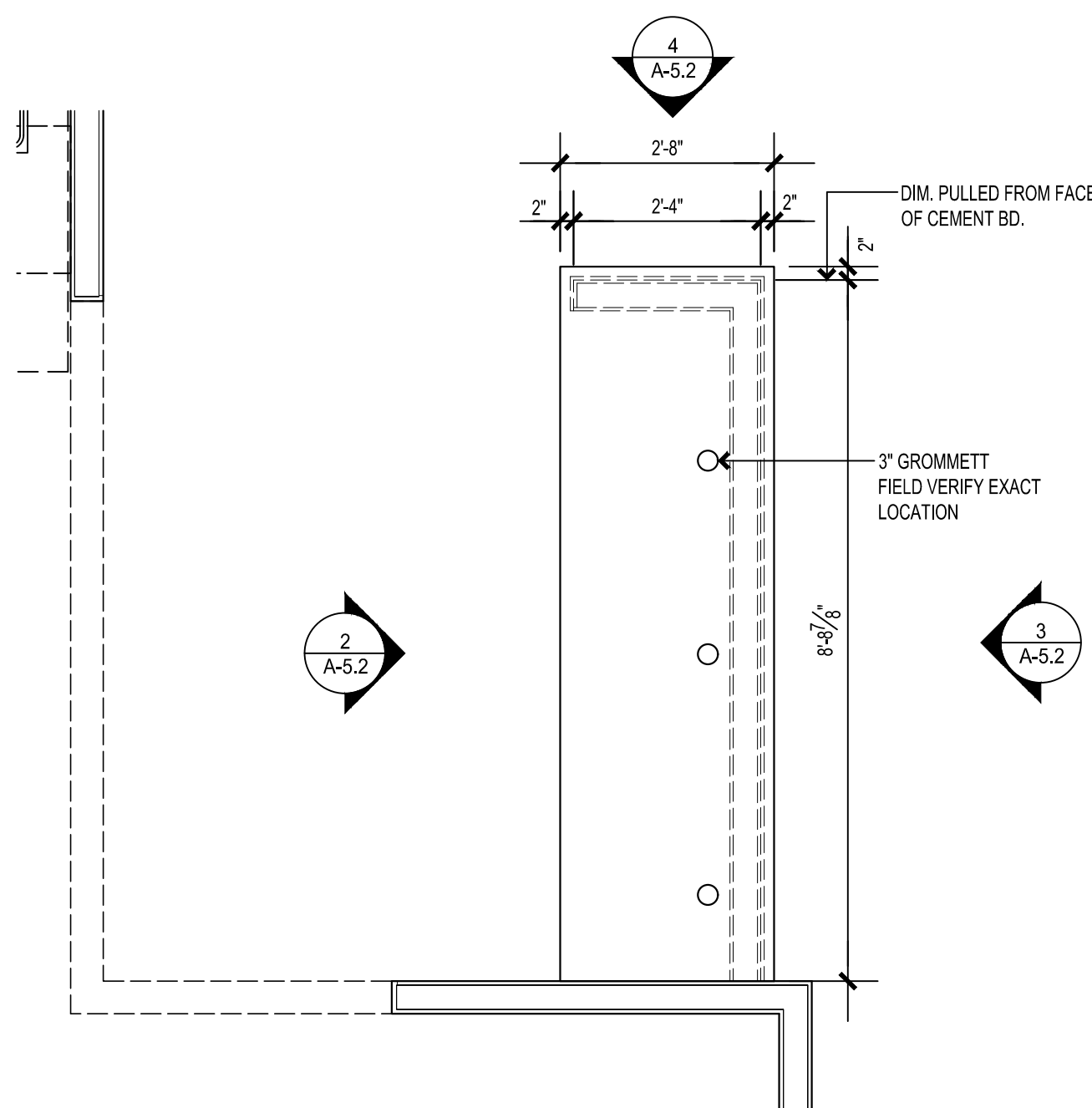
5 MILLWORK DETAIL (REGISTER COUNTER)  
SCALE: 1" = 1'-0"



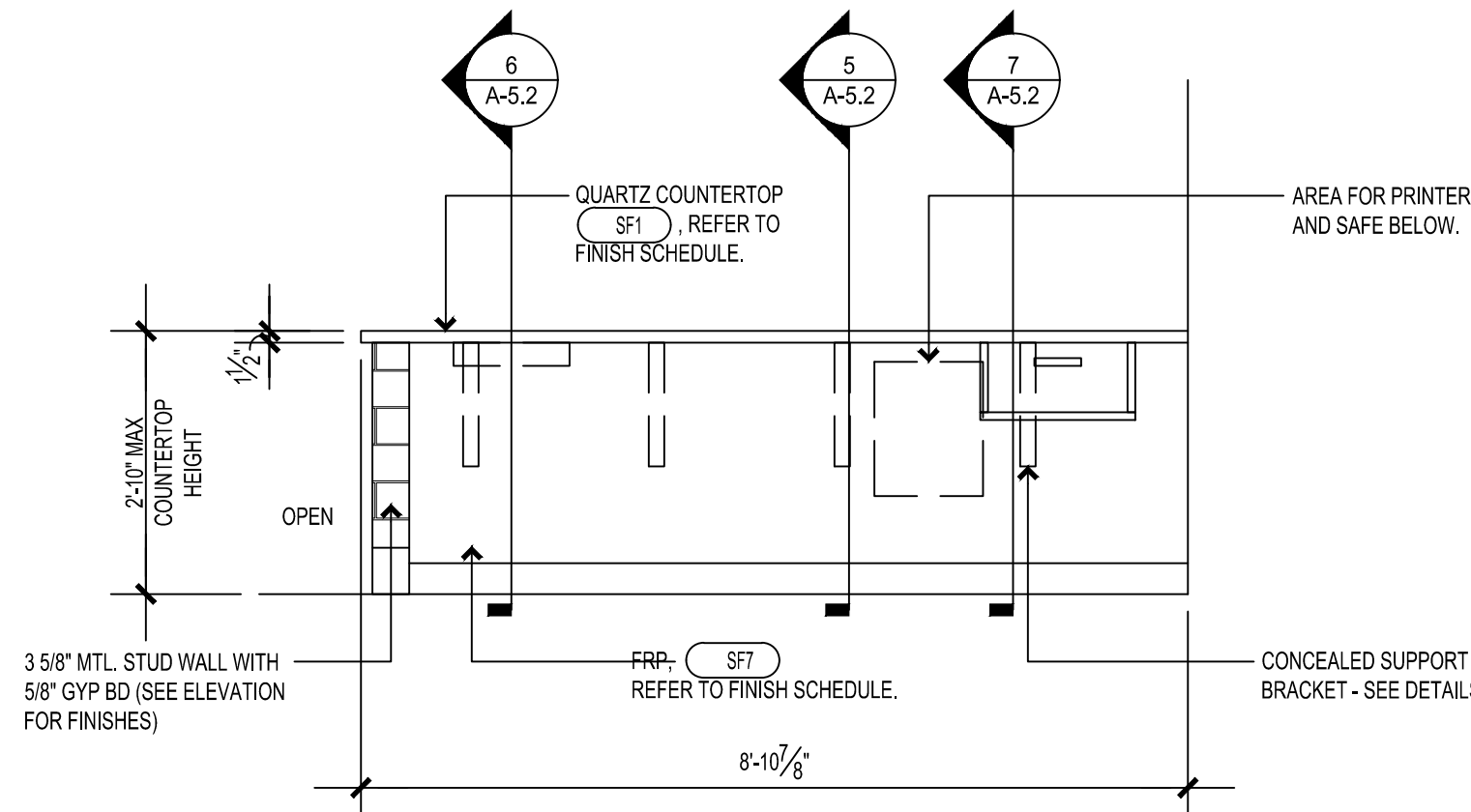
6 MILLWORK DETAIL (CASH DRAWER)  
SCALE: 1" = 1'-0"



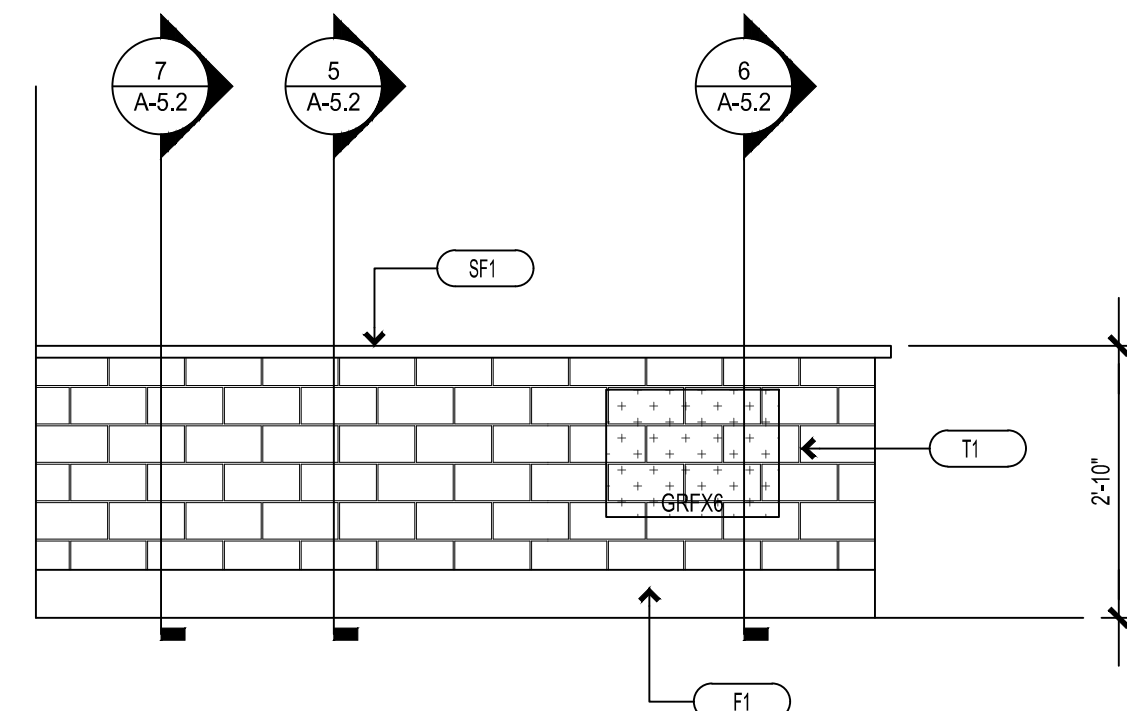
7 MILLWORK DETAIL (DRAWER)  
SCALE: 1" = 1'-0"



1 POS COUNTER ENLARGED PLAN  
SCALE: 1/2" = 1'-0"



2 POS COUNTER ELEVATION (EMPLOYEE SIDE)  
SCALE: 1/2" = 1'-0"



3 POS COUNTER ELEVATION (CUSTOMER SIDE)  
SCALE: 1/2" = 1'-0"



**GERALD P. NOE  
ARCHITECT**

GEORGIA CERTIFICATE NO. 9106

399 LUCERNE DRIVE  
SPARTANBURG, SC 29302  
P: 864.583.2215 F: 864.583.2265  
mail@gpnarcht.com

CHECKED BY: DKH  
DRAWN BY: DKH

THIS DRAWING IS AN INSTRUMENT OF  
SERVICE AND SOLE PROPERTY OF THE  
ARCHITECT, AND SHALL NOT BE USED  
IN ANY WAY, WHATSOEVER, WITHOUT THE  
WRITTEN PERMISSION OF THE ARCHITECT.  
IT SHALL BE RETURNED TO THE ARCHITECT  
UPON DEMAND.

COPYRIGHT 2021  
ALL RIGHTS RESERVED



10-13-2021

REVISIONS:

NO.	DATE	DESCRIPTION	BY
-----	------	-------------	----

FRANCHISEE NAME:

**PROSPERARE  
RESTAURANT GROUP,  
LLC**

ANDREW & SHIU KYI LEW  
6506 CREEKVIEW CIRCLE  
JOHNS CREEK, GEORGIA 30097

PROJECT NAME:

**8337**  
**marco's**  
**Pizza**  
**UP-FIT**  
CEDAR SHOALS SHOPPING CENTER  
10445 GAINES SCHOOL ROAD - UNIT B  
ATHENS, GEORGIA 30605

SHEET TITLE:

**POS DETAILS**

PROJECT NUMBER 21-209

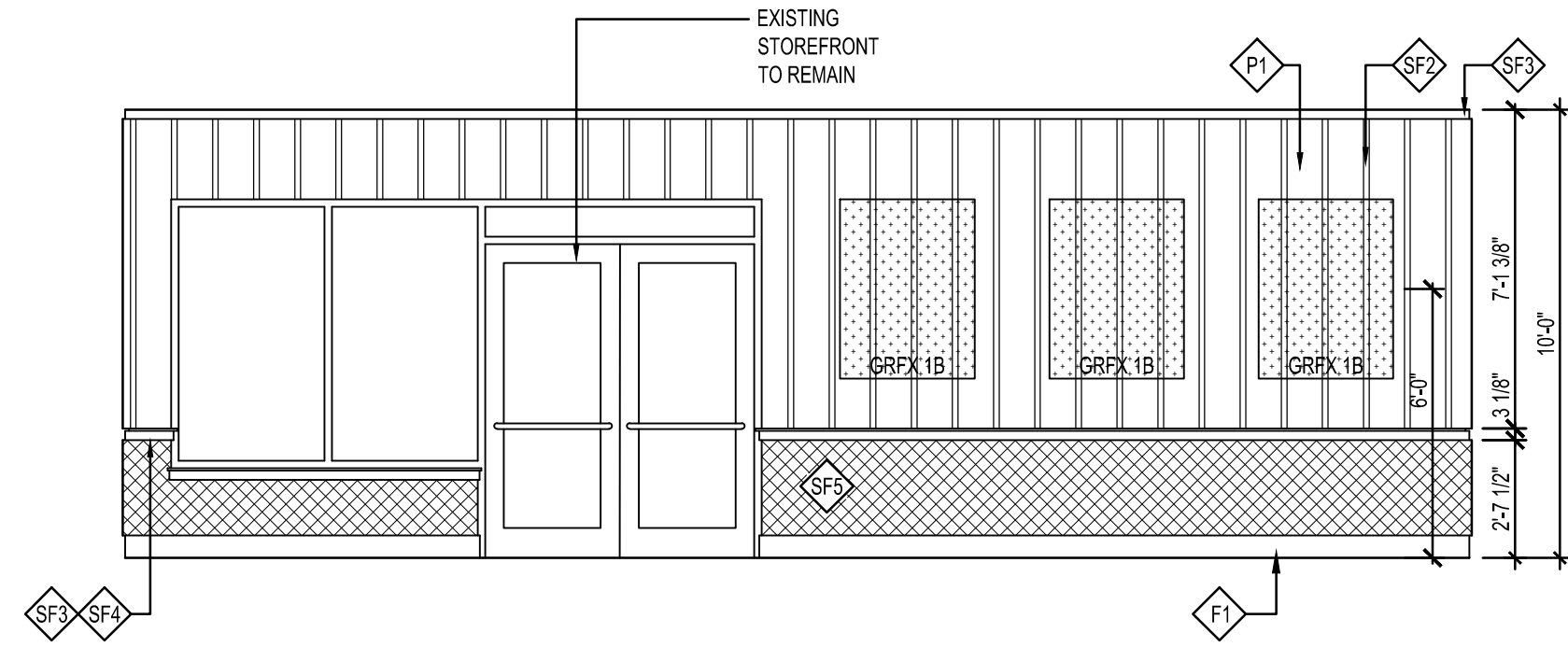
DATE 10-13-2021

SHEET NO.

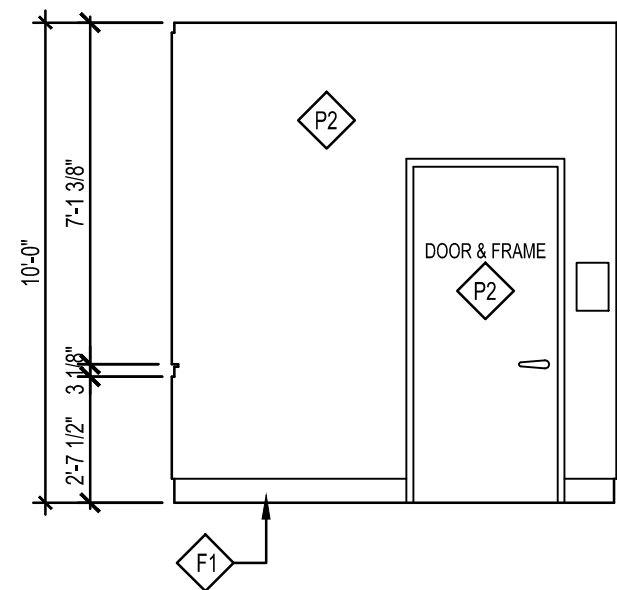
**A-5.2**

SHEET 9 OF 12

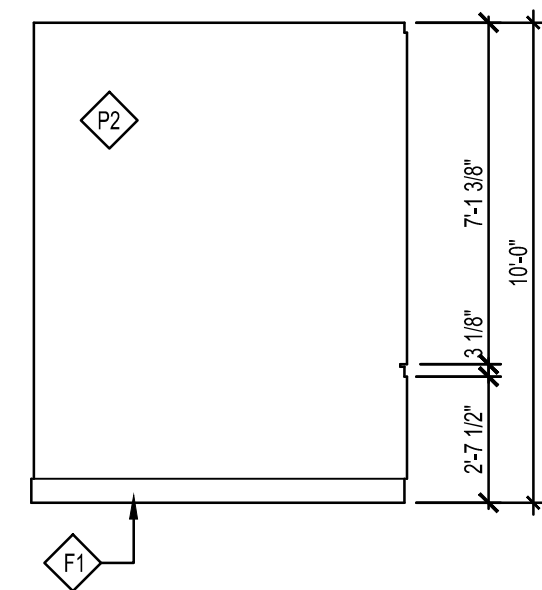




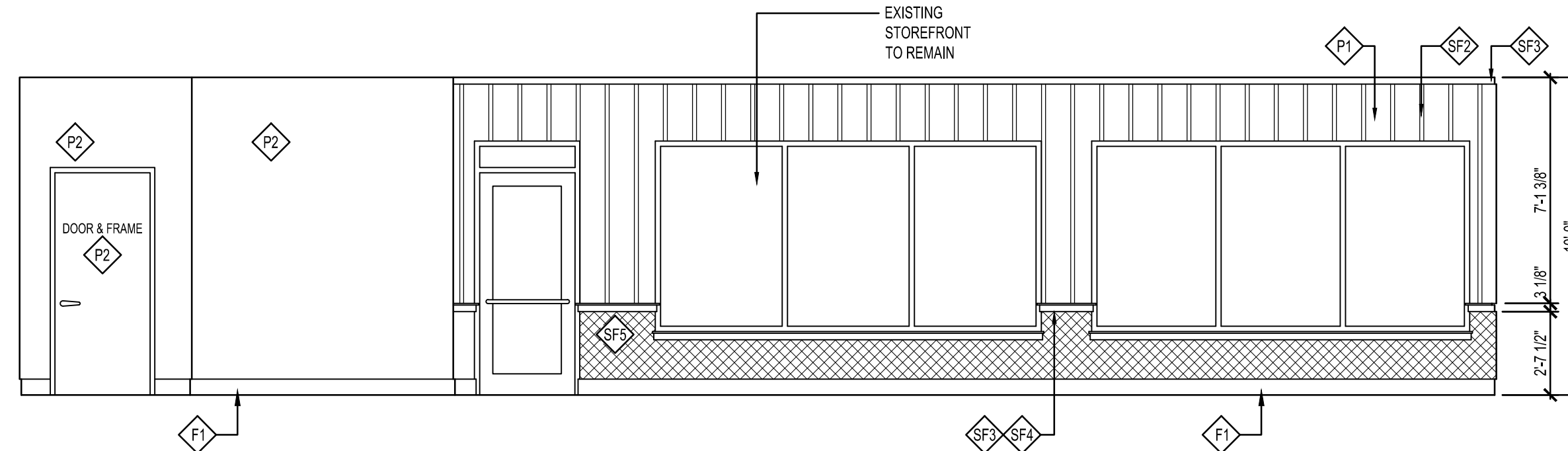
7 INTERIOR ELEVATION  
SCALE: 1/4"=1'-0"



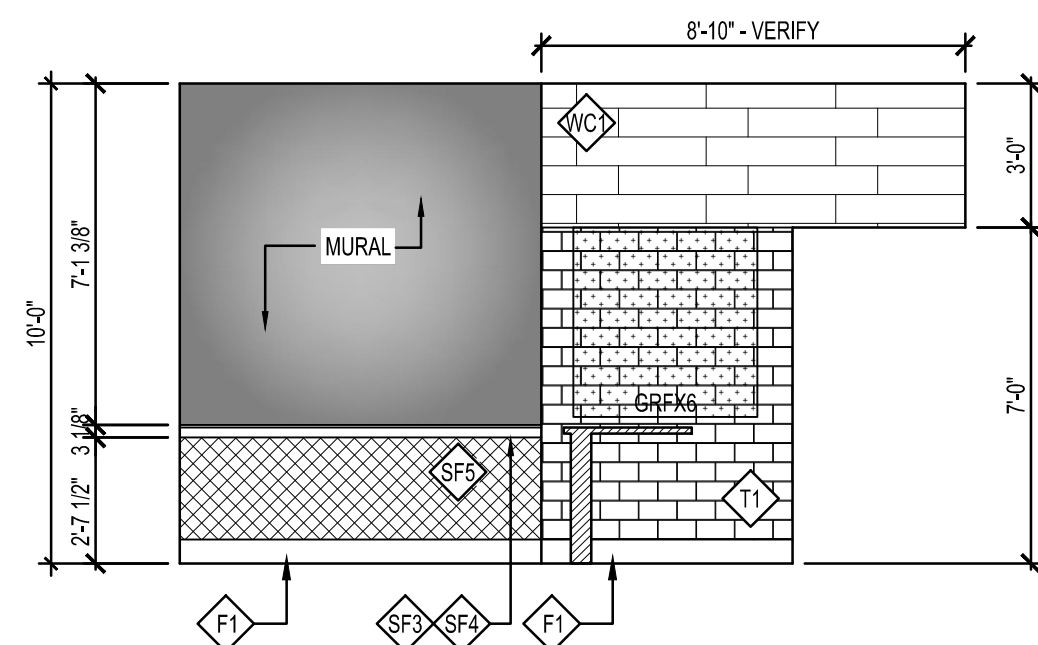
4 INTERIOR ELEVATION  
SCALE: 1/4"=1'-0"



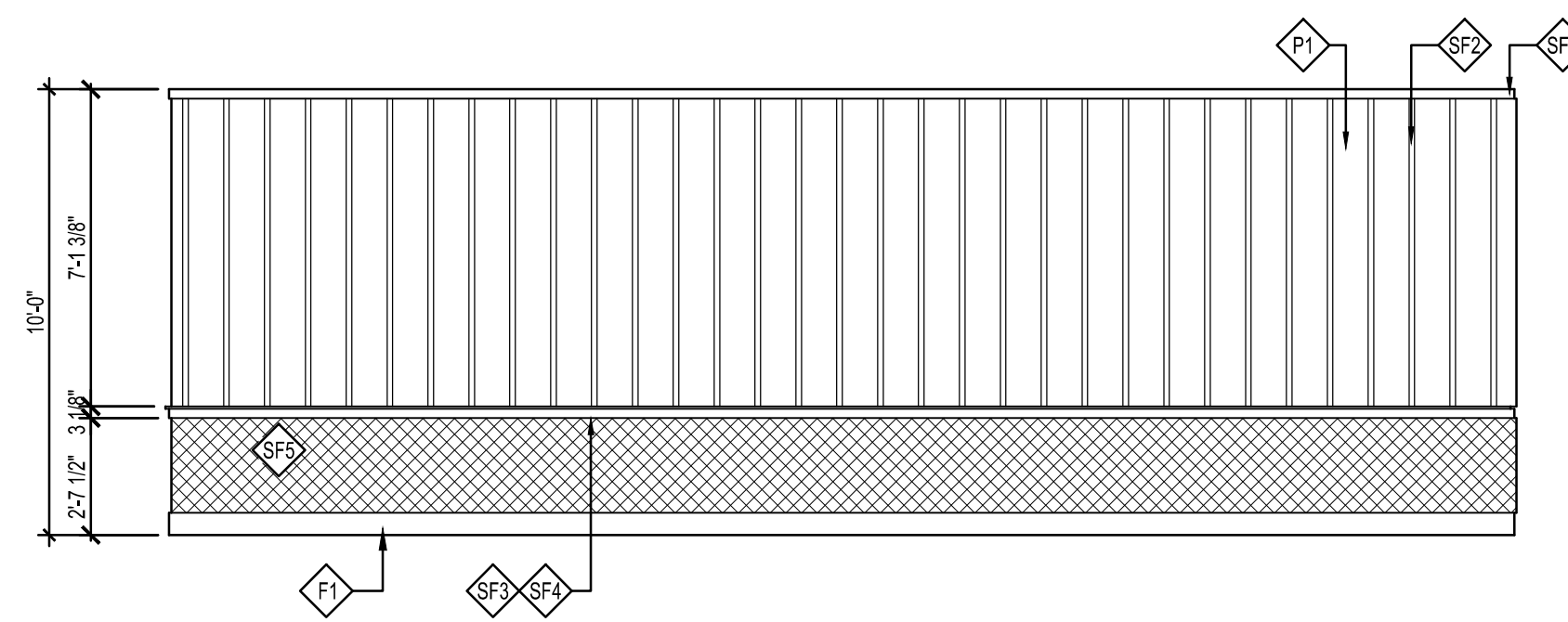
5 INTERIOR ELEVATION  
SCALE: 1/4"=1'-0"



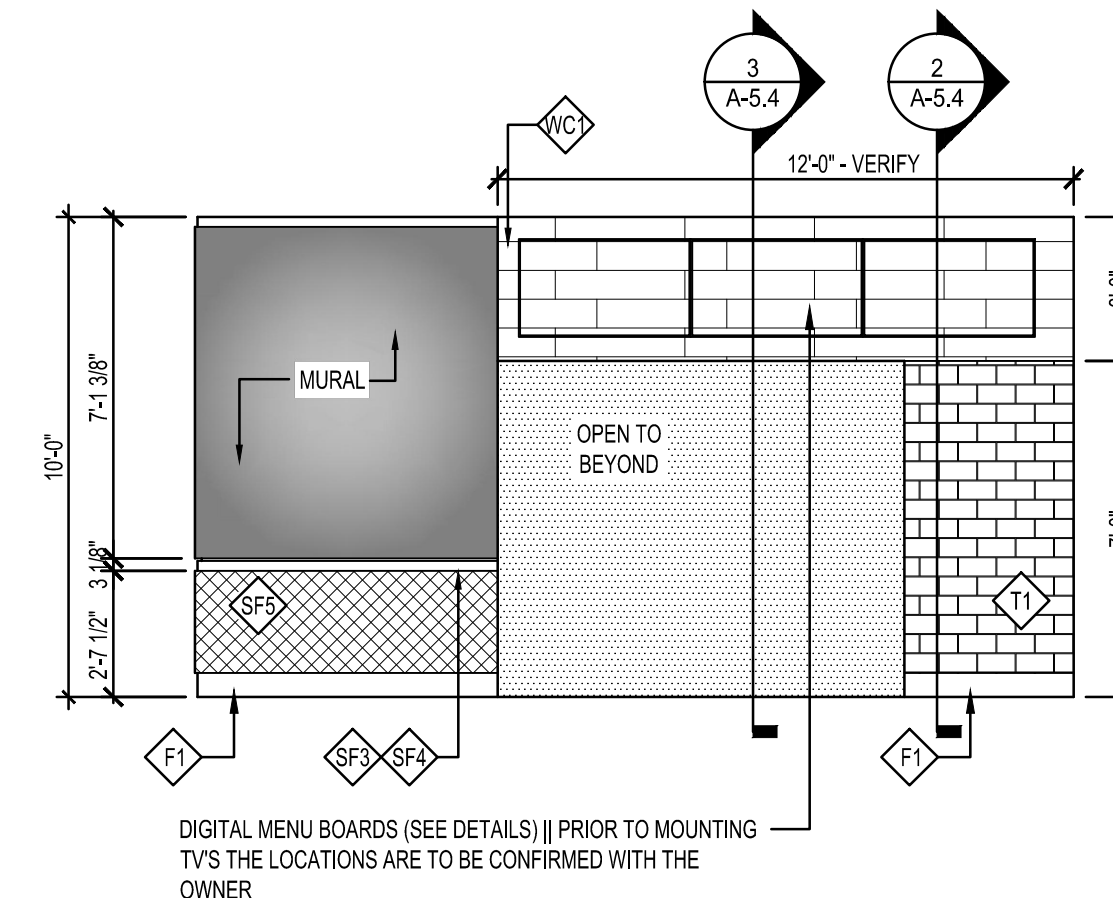
6 INTERIOR ELEVATION  
SCALE: 1/4"=1'-0"



1 INTERIOR ELEVATION  
SCALE: 1/4"=1'-0"



2 INTERIOR ELEVATION  
SCALE: 1/4"=1'-0"



3 INTERIOR ELEVATION  
SCALE: 1/4"=1'-0"



**GERALD P. NOE  
ARCHITECT**  
GEORGIA CERTIFICATE NO. 9106

**399 LUCERNE DRIVE  
SPARTANBURG, SC 29302  
P: 864.583.2215 F: 864.583.2265  
mail@gpnarcht.com**

CHECKED BY: DKH  
DRAWN BY: DKH

THIS DRAWING IS AN INSTRUMENT OF SERVICE AND SOLE PROPERTY OF THE ARCHITECT, AND SHALL NOT BE USED IN ANY WAY, WHATSOEVER, WITHOUT THE WRITTEN PERMISSION OF THE ARCHITECT. IT SHALL BE RETURNED TO THE ARCHITECT UPON DEMAND.  
COPYRIGHT 2021  
ALL RIGHTS RESERVED



10-13-2021

REVISIONS:

NO.	DATE	DESCRIPTION	BY
-----	------	-------------	----

FRANCHISEE NAME:

**PROSPERARE  
RESTAURANT GROUP,  
LLC**

**ANDREW & SHIU KYI LEW  
6506 CREEKVIEW CIRCLE  
JOHNS CREEK, GEORGIA 30097**

PROJECT NAME:

**8337**  
**marco's**  
**PIZZA**  
**INTERIOR UP-FIT**  
CEDAR SHOALS SHOPPING CENTER  
10445 GAINES SCHOOL ROAD - UNIT B  
ATHENS, GEORGIA 30605

SHEET TITLE:

**INTERIOR  
ELEVATIONS**

PROJECT NUMBER 21-209

DATE 10-13-2021

SHEET NO.

**A-5.3**

SHEET 10 OF 12

THE ARCHITECT SHALL NOT BE RESPONSIBLE FOR ACTUAL CONDITIONS, CONSTRUCTION AND/OR USE THEREOF. THIS DRAWING IS TO CONVEY DESIGN INTENTIONS AND/OR CODE COMPLIANCE ONLY. USE OF THESE DRAWINGS IMPLIES AGREEMENT WITH THESE CONDITIONS. THE CONTRACTOR IS TO VERIFY ALL DIMENSIONS.





10-13-2021

REVISIONS:

NO.	DATE	DESCRIPTION	BY
-----	------	-------------	----

FRANCHISEE NAME:

**PROSPERARE  
RESTAURANT GROUP,  
LLC**

ANDREW & SHIU KYI LEW  
6506 CREEKVIEW CIRCLE  
JOHNS CREEK, GEORGIA 30097

PROJECT NAME:

**8337**  
**marco's PIZZA** **INTERIOR  
UP-FIT**  
CEDAR SHOALS SHOPPING CENTER  
1045 GAINES SCHOOL ROAD - UNIT B  
ATHENS, GEORGIA 30605

SHEET TITLE:

MISC. DETAILS

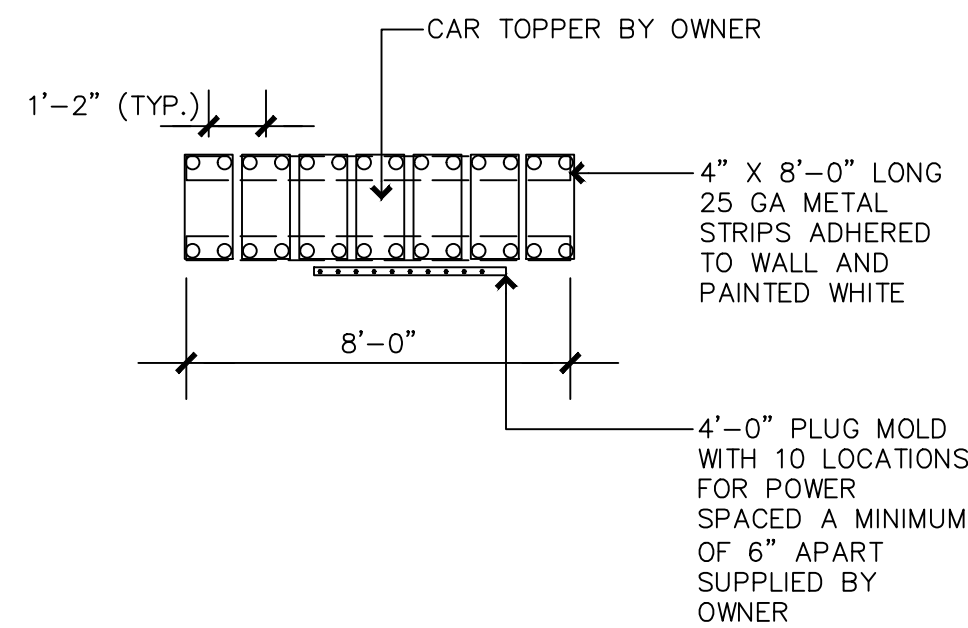
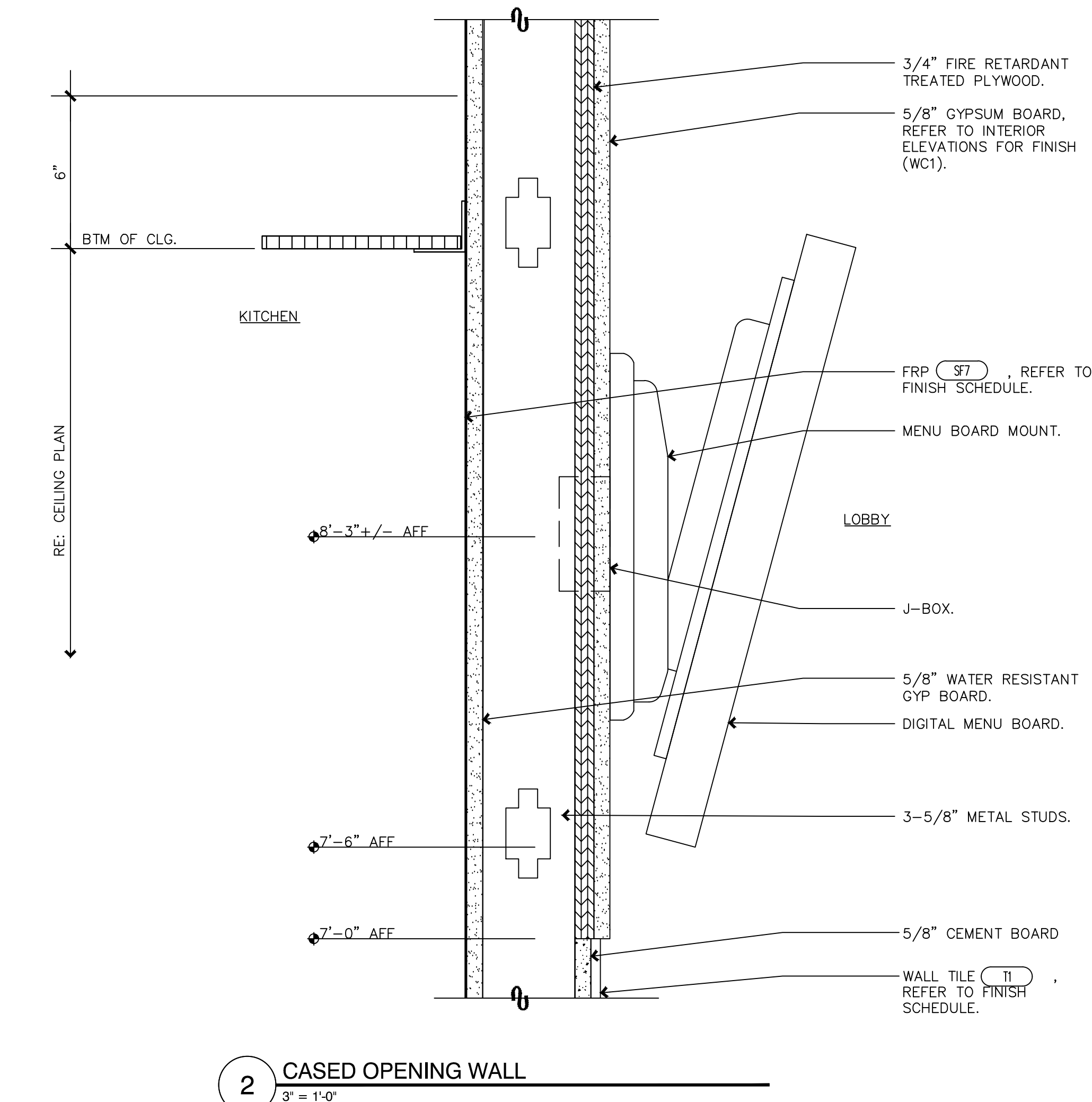
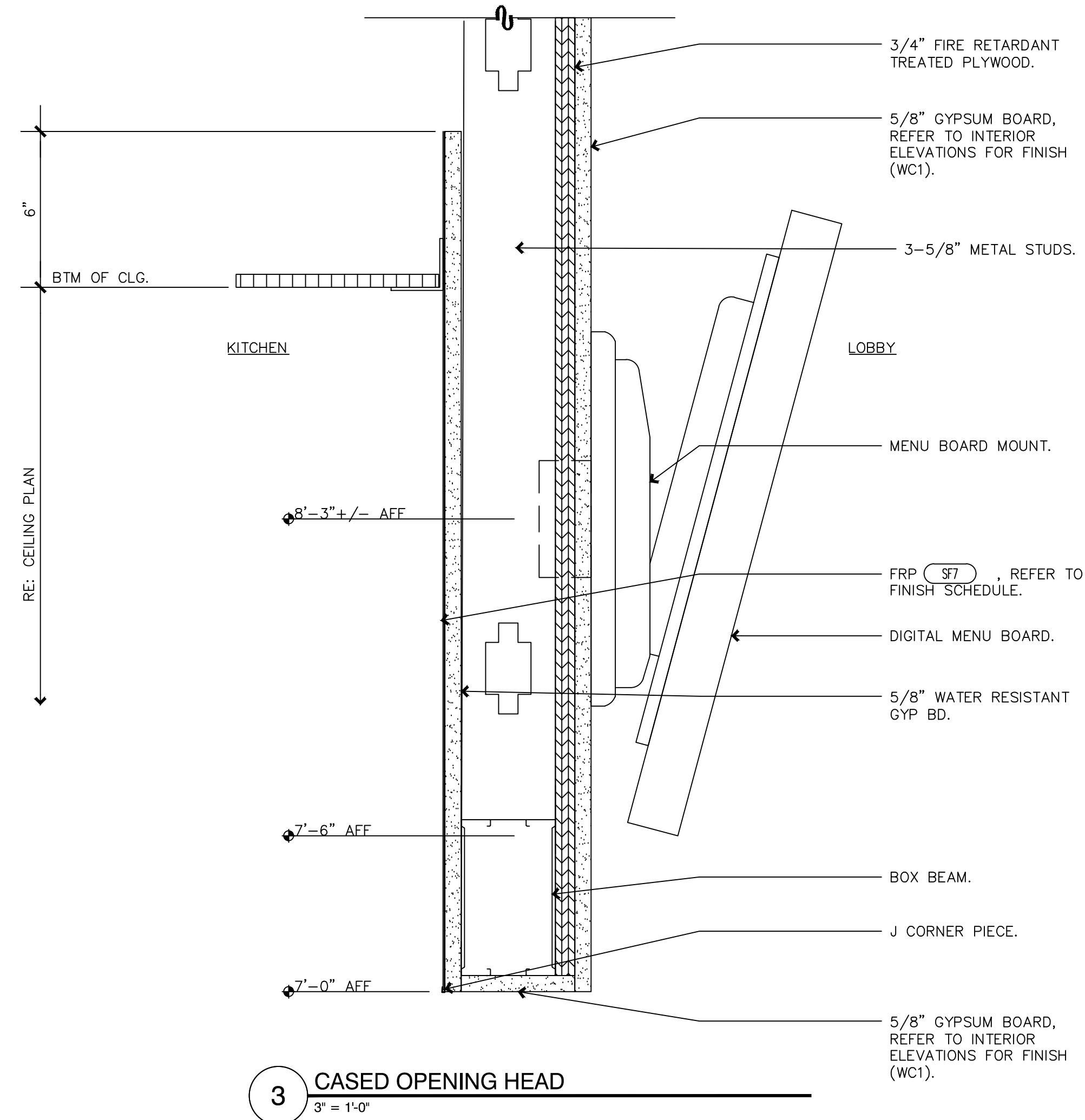
PROJECT NUMBER 21-209

DATE 10-13-2021

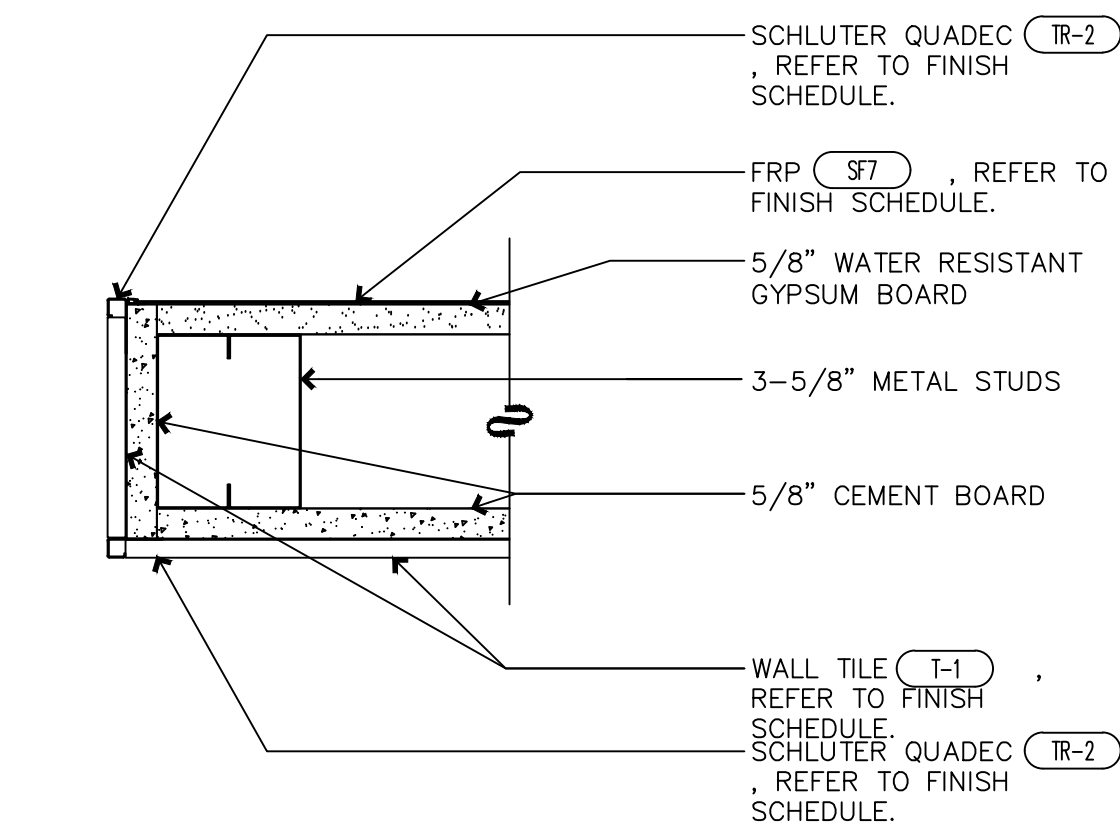
SHEET NO.

A-5.4

SHEET 11 OF 12



4 CAR TOPPER MOUNTING DETAIL  
1/4" = 1'-0"



1 CASED OPENING JAMB  
3/8" = 1'-0"





**GERALD P. NOE  
ARCHITECT**

GEORGIA CERTIFICATE NO. 9106

**399 LUCERNE DRIVE  
SPARTANBURG, SC 29302  
P: 864.583.2215 F: 864.583.2265  
mail@gpnarcht.com**

CHECKED BY: DKH  
DRAWN BY: DKH

THIS DRAWING IS AN INSTRUMENT OF SERVICE AND SOLE PROPERTY OF THE ARCHITECT, AND SHALL NOT BE USED IN ANY WAY, WHATSOEVER, WITHOUT THE WRITTEN PERMISSION OF THE ARCHITECT. IT SHALL BE RETURNED TO THE ARCHITECT UPON DEMAND.

COPYRIGHT 2021  
ALL RIGHTS RESERVED



10-13-2021

REVISIONS:

NO.	DATE	DESCRIPTION	BY
-----	------	-------------	----

FRANCHISEE NAME:

**PROSPERARE  
RESTAURANT GROUP,  
LLC**

**ANDREW & SHIU KYI LEW  
6506 CREEKVIEW CIRCLE  
JOHNS CREEK, GEORGIA 30097**

PROJECT NAME:

**8337**  
**marco's PIZZA** **INTERIOR UP-FIT**  
CEDAR SHOALS SHOPPING CENTER  
1045 GAINES SCHOOL ROAD - UNIT B  
ATHENS, GEORGIA 30605

SHEET TITLE:

**EQUIPMENT PLAN**

PROJECT NUMBER 21-209

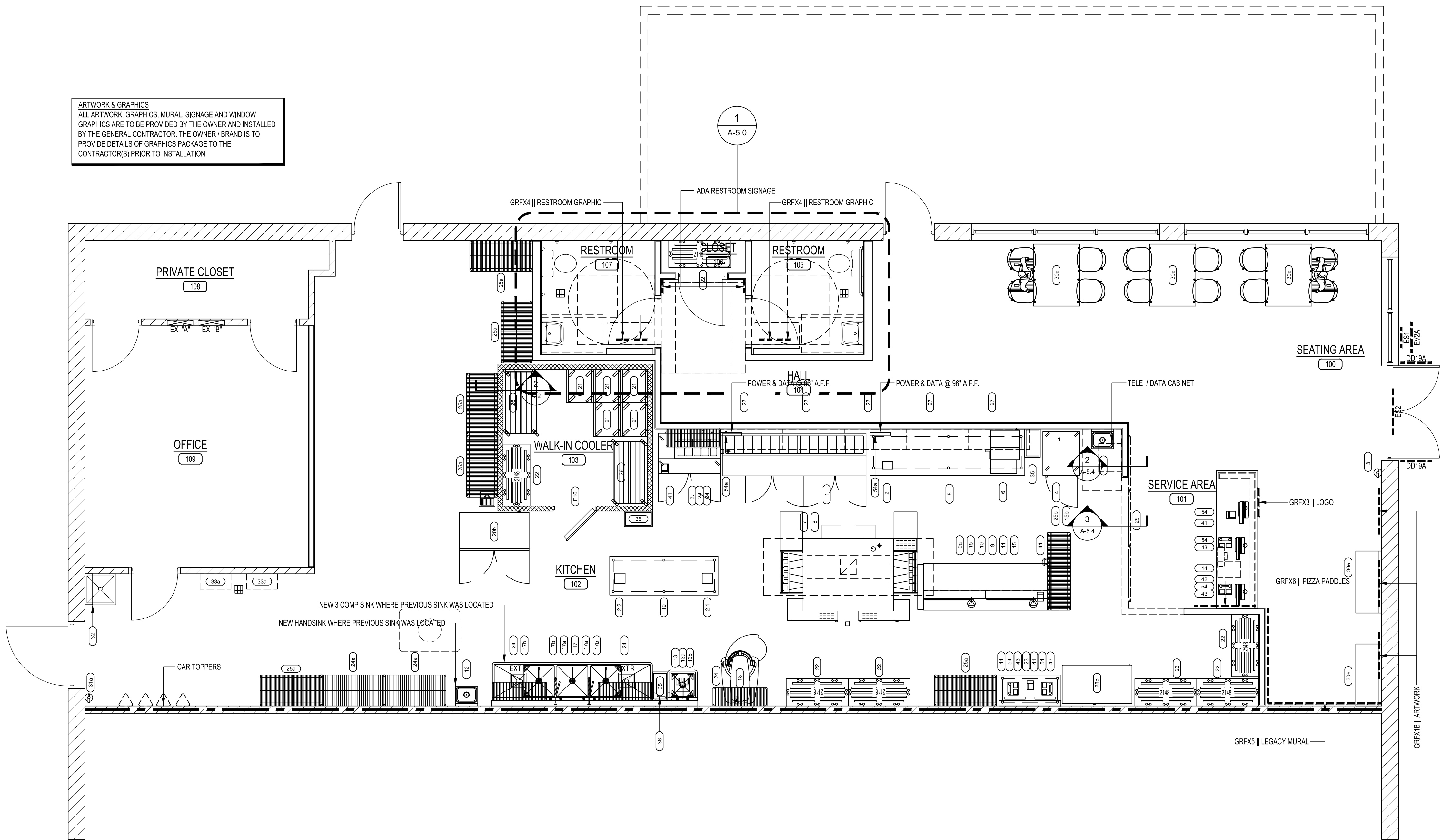
DATE 10-13-2021

SHEET NO.

**A-6.0**

SHEET 12 OF 12

ARTWORK & GRAPHICS  
ALL ARTWORK, GRAPHICS, MURAL, SIGNAGE AND WINDOW GRAPHICS ARE TO BE PROVIDED BY THE OWNER AND INSTALLED BY THE GENERAL CONTRACTOR. THE OWNER / BRAND IS TO PROVIDE DETAILS OF GRAPHICS PACKAGE TO THE CONTRACTOR(S) PRIOR TO INSTALLATION.



**1 EQUIPMENT PLAN**  
SCALE: 1/4" = 1'-0"



EQUIPMENT SCHEDULE																																		
Item No	Qty	Equipment Category	Manufacturer	Model Number	Amps	KW	HP	Volts	Phase	Cycle	Direct	Plug	NEMA	Electrical AFF (in)	Electrical Rough-In	Cold Water Size (in)	Cold Water AFF (in)	Hot Water Size (in)	Hot Water AFF (in)	Direct Drain Size (in)	Direct Drain AFF (in)	Indir Drain Size (in)	Indir Drain AFF (in)	Gas Size (in)	MBTUH	Gas AFF (in)								
1	1	Refrigerator, Pizza Prep	Randell	84111N	12.8		0.6	120	1	60		X	5-20P	8																				
2	1	Scale, Portion, Digital	Doral Scale	7400																														
2.1	1	Easy Slicer, Manual	Nemco	N55200AN-6																														
2.2	1	Can Opener	Etlund	#1																														
3.1	1	Refrigerator, Sandwich/Salad Prep	Continental Refrigerator	SW48N10	7.1		0.2	115	1	60	X		5-15P	7																				
4	1	Display Case, Refrigerated	Continental Refrigerator	1RE-GD	6.9		0.2	120	1	60	X		5-15P	82.25																				
5	1	Table, Work	Eagle Group/Metal Masters	UT36120B																														
6	1	Dough Roller	Somerset	CDR-500	6.8		0.5	115	1	60	X		5-15P																					
7	1	Oven, Conveyor	Middleby Marshall	PS670G-2	20.0			208	1	60	X		L6-20P	39										1.25	175	21								
					20.0			208	1	60	X		L6-20P	57										1.25	175	41								
8	1	Hood System	Halton	Conveyor Oven Exhaust System - Type I																														
9	1	Custom Pizza Table	Select Stainless Products	8MTC-36-L-CUSTOM																														
9a	1	SS Screen Catcher Box	Select Stainless Products	Custom																														
10	1	Maple Bakers Top (96" x 36")	Michigan Maple																															
11	1	Cutting Table Overshelf	Select Stainless Products	Custom																														
12	2	Sink, Hand, Wall Mount	Krowne Metal	HS-2																														
13	1	Sink, Scullery, 1 Compartment	Universal Stainless	1N18												0.5	38.5	0.5	38.5			1.5	22											
13a	1	Faucet, Wall Mount	Krowne Metal	14-801L																														
13b	1	Drain, Lever Handle	Krowne Metal	22-304																														
14	1	Safe	McGunn	QD1613P	COORD. W/ VENDOR																													
15	2	Warmer, Food Overhead	Halco	GRA-48	6.7		0.8	120	1	60	X																							
15b	2	Warmer, Food Overhead	Halco	GRA-60	8.8		1.0	120	1	60	X																							
17	1	Sink, Scullery, 3 Compartments	Universal Stainless	3N24-2D24												0.5	38.5	0.5	38.5			1.5	22											
17a	2	Pre-Rinse Faucet, Wall Mount	Krowne Metal	17-109WL																														
17b	3	Drain, Lever Handle	Krowne Metal	22-304																														
18	1	Mixer, Floor	Hobart US Foodservice	HL600																														
19	1	Table, Work	Eagle Group/Metal Masters	T3084E W/ 2 Drawers																														
20b	1	Freezer, Reach-In	True Mfg. - General Foodservice	T-49F-HC	9.6		1.1	1.0	115	1	60																							
21	5	Bun Sheet Pack Rack	Kelmax	ARE25-182.5																														
22	7	Rack, Dunnage	Cambro	DRS480480																														
23	1	Table, Work	Eagle Group/Metal Masters	UT2448B																														
24	5	Wire Shelving, Epoxy Coated	Advance Tabco	EG-1442																														
24a	2	Wire Shelving, Epoxy Coated	Advance Tabco	EG-2448																														
25a	6	Shelving, Wire	Metro	2448NC																														
25b	1	Shelving, Wire	Metro	1860NC																														
26	2	Walk-In Shelving W/ Casters	SSP, Inc.	Custom																														
27	5	Shelf, Wall Mount	TBD	16x48 SS Wall Shelf																														
28b	1	Display Case, Refrigerated	True Mfg. - General Foodservice	GDM-47-HC-LD	8.5		1.0	1/2	115	1	60																							
29	1	Menu Board System	Howard Co	Menu Board System	COORD. W/ VENDOR																													
30c	3	Furniture	By Others	4 Person ADA Table																														
30e	2	Furniture	By Others	4'-0" Bench Seat																														
31	1	Wall Hung Dry Chemical Fire Extinguisher	Larsens	5 Lb.																														
31a	1	Wall Hung Dry Chemical Fire Extinguisher Per Code	Larsens	Type K																														
32	1	Mop / Broom Rack	Rubbermade	RM1992																														
33a	2	Tankless Water Heater (Condensing)	Rinnai	See Plumbing																														
35	3	Trash Can	--	Trash Can																														
36	1	Dual-Housing Water Treatment System With Drop-in Cartridges	Optipure	FX11+CR																														
41	4	Computer Equipment	By Vendor	Receipt Printer	COORD. W/ VENDOR																													
42	1	Computer Equipment	By Vendor	Report Printer	COORD. W/ VENDOR																													
43	4	Computer Equipment	By Vendor	Phone	COORD. W/ VENDOR																													
44	1	Computer Equipment	By Owner	TV (Wall Mounted)	COORD. W/ VENDOR																													
54	5	Computer Equipment	By Vendor	POS / Computer	COORD. W/ VENDOR																													
54a	2	Computer Equipment	By Vendor	Bump Screen	COORD. W/ VENDOR																													
E16	1	9'-6" x 10'-0" Walk-In Cooler	Relocate Existing Walk-in Cooler	Existing to be relocated																														

PRIOR TO ANY UTILITY ROUGH-IN(S) THE G.C. AND SUB-CONTRACTORS SHALL REVIEW THE PROJECT SPECIFIC EQUIPMENT CUT SHEETS AND SUBMITTAL PROVIDED BY THE CLIENT AND FOOD EQUIPMENT COMPANY TO DETERMINE ALL UTILITY INFORMATION PROVIDED IN THE DESIGN DRAWINGS IS ACCURATE.



GERALD P. NOE  
ARCHITECT

GEORGIA CERTIFICATE NO. 9106

399 LUCERNE DRIVE  
SPARTANBURG, SC 29302  
P: 864.583.2215 F: 864.583.2265  
mail@gpnarcht.com

CHECKED BY: DKH  
DRAWN BY: DKH

THIS DRAWING IS AN INSTRUMENT OF SERVICE AND SOLE PROPERTY OF THE ARCHITECT. AND SHALL NOT BE USED IN ANY WAY, WHATSOEVER, WITHOUT THE WRITTEN PERMISSION OF THE ARCHITECT. IT SHALL BE RETURNED TO THE ARCHITECT UPON DEMAND.

COPYRIGHT 2021  
ALL RIGHTS RESERVED



10-13-2021

REVISIONS:

NO.	DATE	DESCRIPTION	BY
-----	------	-------------	----

FRANCHISEE NAME:

PROSPERARE  
RESTAURANT GROUP,  
LLC

ANDREW & SHIU KYI LEW  
6506 CREEKVIEW CIRCLE  
JOHNS CREEK, GEORGIA 30097

PROJECT NAME:

8337  
marco's PIZZA INTERIOR  
UP-FIT  
CEDAR SHOALS SHOPPING CENTER  
10445 GAINES SCHOOL ROAD - UNIT B  
ATHENS, GEORGIA 30605

SHEET TITLE:

EQUIPMENT  
SCHEDULE

PROJECT NUMBER 21-209

DATE 10-13-2021

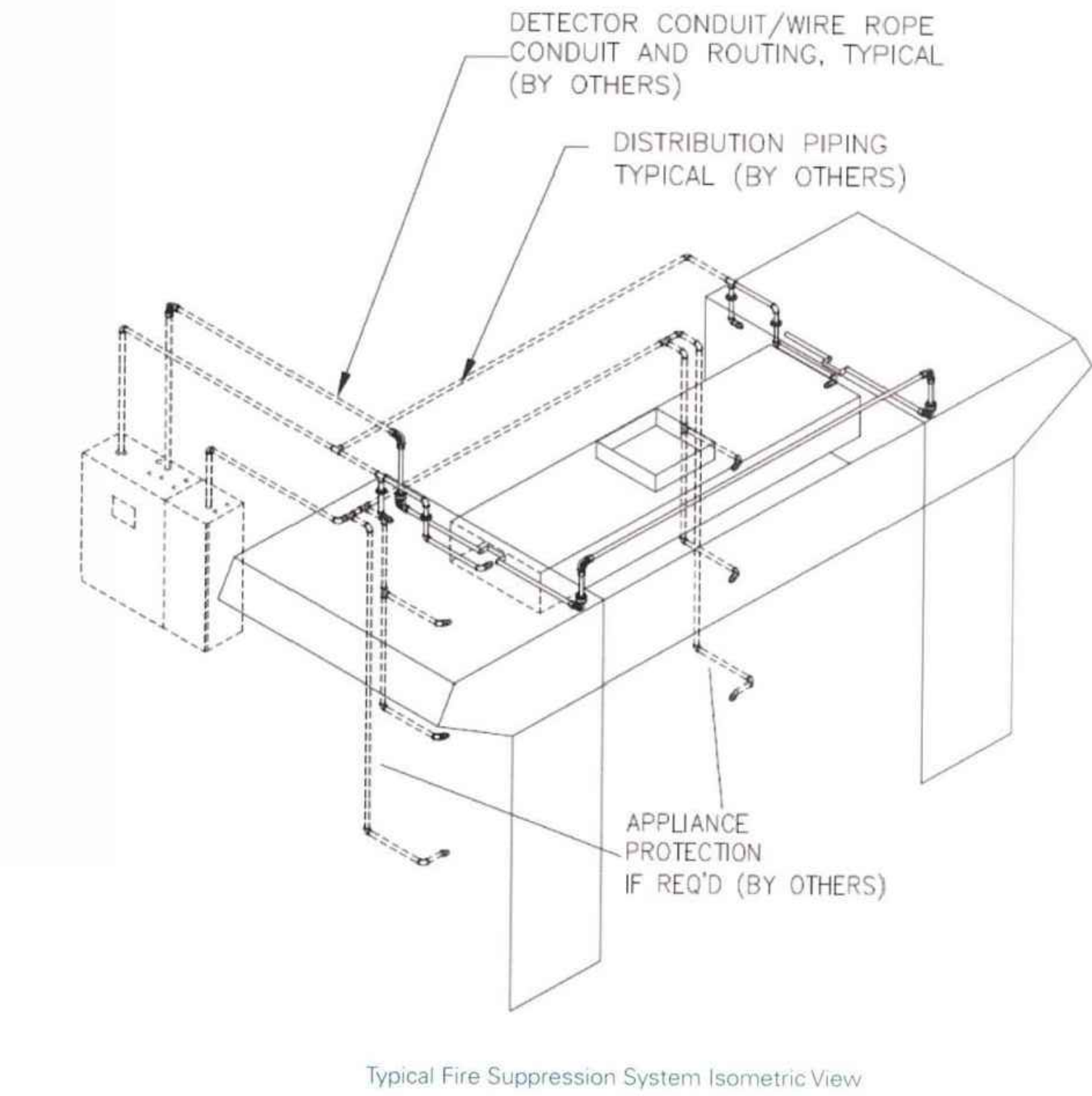
SHEET NO.

A-6.1

SHEET 12 OF 12

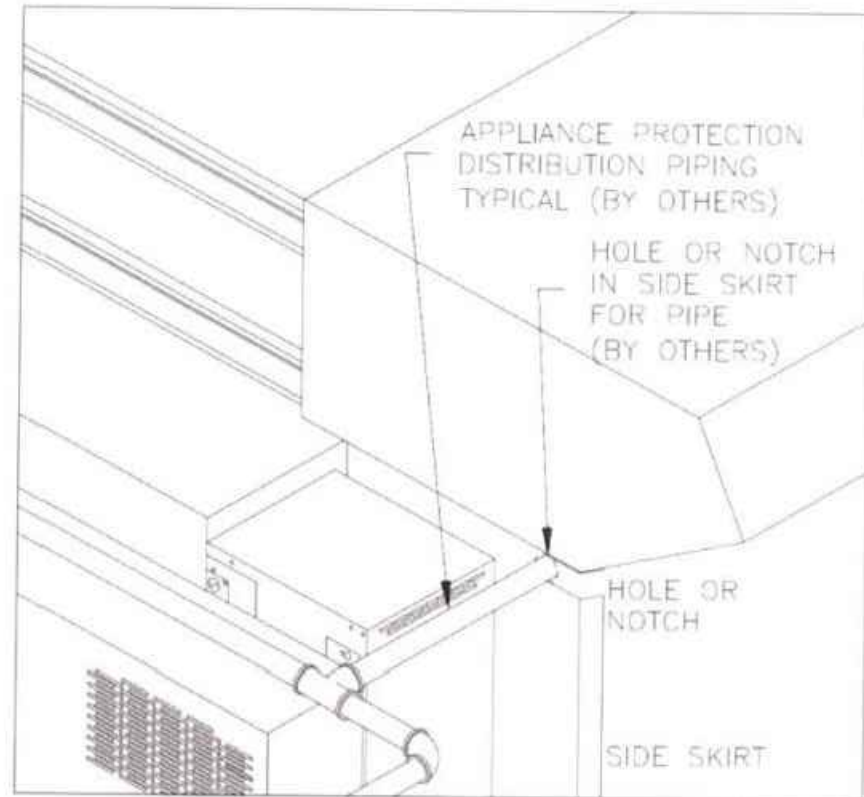
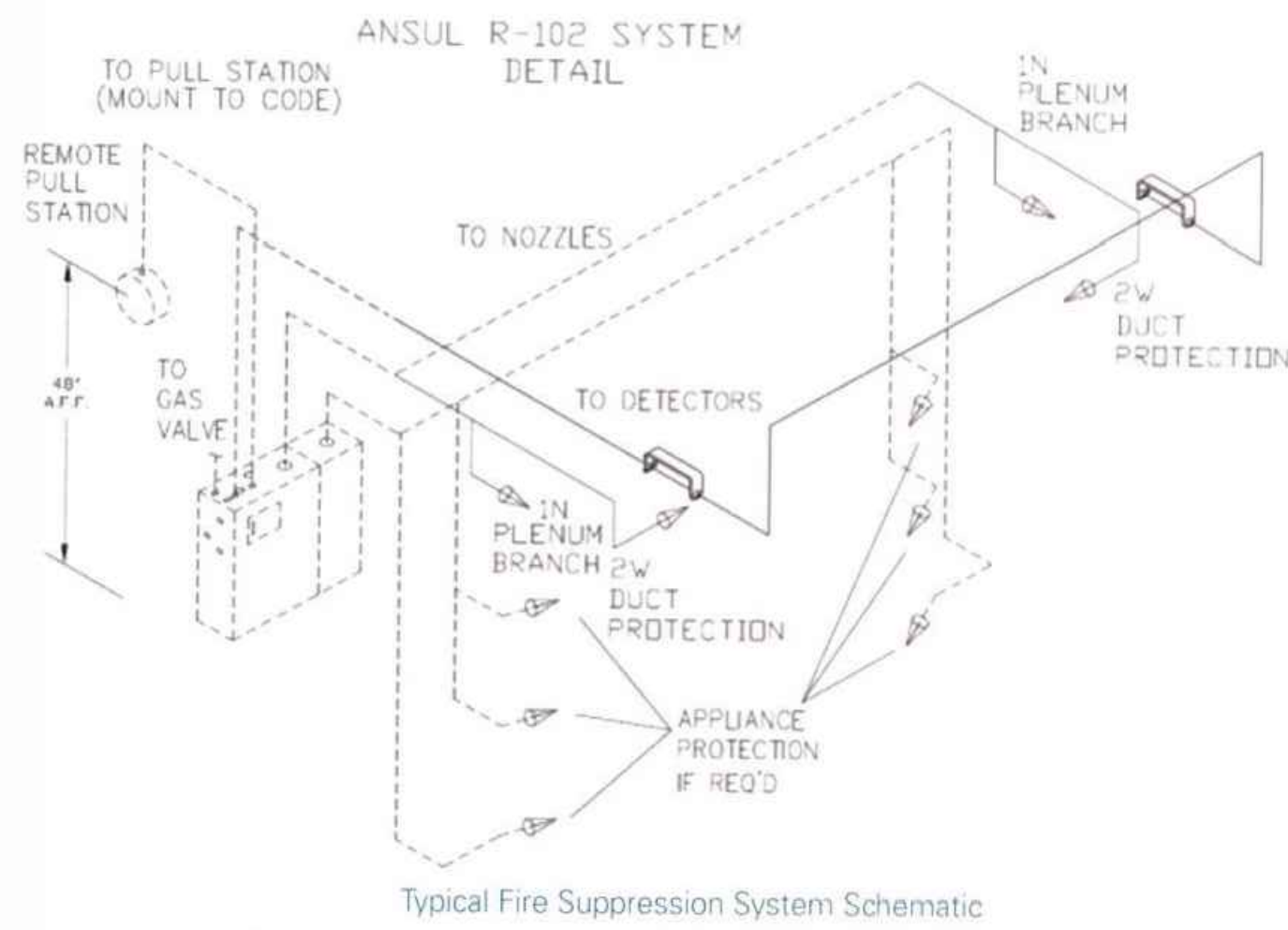
THE ARCHITECT SHALL NOT BE RESPONSIBLE FOR ACTUAL CONDITIONS, CONSTRUCTION AND/OR USE THEREOF. THIS DRAWING IS TO CONVEY DESIGN INTENTIONS AND/OR CODE COMPLIANCE ONLY. USE OF THESE DRAWINGS IMPLIES AGREEMENT WITH THESE CONDITIONS. THE CONTRACTOR IS TO VERIFY ALL DIMENSIONS.





Series Hood Installation, Operation & Maintenance Manual

Halton



Series Hood Installation, Operation & Maintenance Manual

Halton

ANSUL

by Tyco Fire Suppression & Building Products  
One Stanton Street  
Manhasset, NY 11040-2542  
www.ansul.com

## Bulletin

Bulletin No. 5653

DATE: April 29, 2010  
TO: All Authorized ANSUL R-102 System Distributors and OEMS's  
FROM: Product Management – Restaurant Systems  
SUBJECT: Non-UL-Listed Fire Protection for Conveyor Pizza Ovens

The UL300 Standard: *Fire Testing of Fire Extinguishing System for Protection of Commercial Cooking Equipment* does not currently address a test protocol for conveyor pizza oven protection. However, in many jurisdictions, the Authority Having Jurisdiction has required fire protection for conveyor pizza ovens. In the past, appliances not addressed in the UL300 test standard have been protected by following listed protection options for other appliances with similar operating characteristics. Generally, these appliances presented a more severe hazard than the appliance in question. In the case of conveyor pizza ovens, chain broiler protection was utilized.

To confirm recommended protection, we recently conducted a conveyor pizza oven fire test following the chain broiler test protocol outlined in UL 300, substituting fatty hamburgers with a grease coated pizza crust, to emulate the cooking process used by conveyor pizza ovens.

Prior recommendations for conveyor pizza ovens larger than the two 1N horizontal nozzle limitations for a chain broiler, suggested using four 1N nozzles, each positioned at the end corners and aimed diagonally across the chain within the oven. Based on the actual fire testing, we now recommend two 245 nozzles per conveyor: one nozzle is positioned at the inlet and one nozzle is positioned at the outlet of the conveyor pizza oven on the same side of the oven and aimed at the opposite corners. Utilizing two 245 nozzles as recommended is suitable protection for conveyors larger than the limitations for a chain broiler but not exceeding 38 in.(96.5 cm) wide x 70 in.(177.8 cm) long.

If you should have questions pertaining to this bulletin, please contact your U.S. District Manager or International Area Manager; or call Technical Services as noted below.

Main Telephone Numbers: 1-800-852-6766 or 1-715-732-7415  
Customer Services: Press 2 • Technical Services: Press 4 • Training Services: Press 6 • Quality Assurance: Press 8  
Literature Fax Orders: 1-800-543-9822 or 1-715-732-3474

## DISCLAIMER

ALL KITCHEN EQUIPMENT (HALTON / VENT TECH) DRAWINGS WERE DESIGNED AND PROVIDED BY A THIRD PARTY AND ARE SHOWN ON THESE PLANS FOR INFORMATIONAL PURPOSES ONLY. GPN / GERALD P. NOE, ARCHITECT OR OUR CONSULTANTS ACCEPTS NO RESPONSIBILITY FOR DESIGN AND DESIGN INTENT OF THE KITCHEN HOODS AND ASSOCIATED EQUIPMENT. INSTALLATION OF ALL KITCHEN EQUIPMENT SHALL BE COORDINATED WITH KITCHEN EQUIPMENT DESIGNER AND KITCHEN EQUIPMENT CONTRACTOR PRIOR TO BEGINNING ANY WORK.

GP | N

GERALD P. NOE  
ARCHITECT

GEORGIA CERTIFICATE NO. 9106

399 LUCERNE DRIVE  
SPARTANBURG, SC 29302  
P: 864.583.2215 F: 864.583.2265  
mail@gpnarcht.com

CHECKED BY: DKH  
DRAWN BY: DKH

THIS DRAWING IS AN INSTRUMENT OF SERVICE AND SOLE PROPERTY OF THE ARCHITECT, AND SHALL NOT BE USED IN ANY WAY, WHATSOEVER, WITHOUT THE WRITTEN PERMISSION OF THE ARCHITECT. IT SHALL BE RETURNED TO THE ARCHITECT UPON DEMAND.

COPYRIGHT 2021  
ALL RIGHTS RESERVED



10-13-2021

REVISIONS:

NO.	DATE	DESCRIPTION	BY
-----	------	-------------	----

FRANCHISEE NAME:

**PROSPERARE  
RESTAURANT GROUP,  
LLC**

ANDREW & SHIU KYI LEW  
6506 CREEKVIEW CIRCLE  
JOHNS CREEK, GEORGIA 30097

PROJECT NAME:

**marco's** 8337  
**PIZZA** INTERIOR  
**UP-FIT**  
CEDAR SHOALS SHOPPING CENTER  
1045 GAINES SCHOOL ROAD - UNIT B  
ATHENS, GEORGIA 30605

SHEET TITLE:

**HOOD FIRE  
SUPPRESSION  
DETAILS**

PROJECT NUMBER 21-209

DATE 10-13-2021

SHEET NO.

**A-6.2**

SHEET 12 OF 12