

CÓPIA NÃO CONTROLADA



**RICOH UNIVERSITY**

Learning ♦ Knowledge ♦ Performance



# **D052/D053/D054** **PARTS CATALOG**

003586MIU

**LANIER RICOH SAVIN®**

CÓPIA NÃO CONTROLADA

CÓPIA NÃO CONTROLADA

CÓPIA NÃO CONTROLADA



**D052/D053/D054  
PARTS CATALOG**

**LANIER  
RICOH  
Savin®**

CÓPIA NÃO CONTROLADA

CÓPIA NÃO CONTROLADA



CÓPIA NÃO CONTROLADA



**RICOH UNIVERSITY**  
Learning ♦ Knowledge ♦ Performance

# **D052/D053/D054 PARTS CATALOG**

**LANIER RICOH SAVIN®**

**003586MIU**

CÓPIA NÃO CONTROLADA

CÓPIA NÃO CONTROLADA

CÓPIA NÃO CONTROLADA

It is the reader's responsibility when discussing the information contained within this document to maintain a level of confidentiality that is in the best interest of Ricoh Americas Corporation and its member companies.

**NO PART OF THIS DOCUMENT MAY BE REPRODUCED IN ANY  
FASHION AND DISTRIBUTED WITHOUT THE PRIOR  
PERMISSION OF RICOH AMERICAS CORPORATION.**

All product names, domain names or product illustrations, including desktop images, used in this document are trademarks, registered trademarks or the property of their respective companies.

They are used throughout this book in an informational or editorial fashion only and for the benefit of such companies. No such use, or the use of any trade name, or web site is intended to convey endorsement or other affiliation with Ricoh products.

© 2008 RICOH Americas Corporation. All rights reserved.

CÓPIA NÃO CONTROLADA

CÓPIA NÃO CONTROLADA

# LEGEND

PRODUCT CODE	COMPANY			
	GESTETNER	LANIER	RICOH	SAVIN
D052	MP 6000	LD260	Aficio MP 6000	8060
D053	MP 7000	LD270	Aficio MP 7000	8070
D054	MP 8000	LD280	Aficio MP 8000	8080
B473/B474/B475	LCT RT43/8½"x14" Paper Size Tray Type 1075/A3/11"x17" Tray Unit Type 1075			
B499	Tab Sheet Holder Type 3260			
B513	Jogger Unit Type 1075			
B531	Punch Unit Type 1075/1090			
B660-57/66/67	Z-Folding Unit ZF 4000			
B700/B701/B700 II	Finisher SR970/SR980/SR4000			
B702	Punch Unit Type 3260			
B703	Output Jogger Unit Type 3260			
B704	Cover Interposer Tray Type 3260			
B706	3000-Sheet Finisher SR841			
B756	Copy Tray Type 2075			
B762	Mail Box CS391			
B819/B820	Fax Option Type 7500			
D406	Printer Scanner Type 8000			

CÓPIA NÃO CONTROLADA

CÓPIA NÃO CONTROLADA

# DOCUMENTATION HISTORY

REV. NO.	DATE	COMMENTS
*	04/2008	Original Printing

CÓPIA NÃO CONTROLADA

CÓPIA NÃO CONTROLADA



# D052/D053/D054

## TABLE OF CONTENTS

### D052/D053/D054 PARTS LOCATION AND LIST

<b>Location of Unit .....</b>	<b>2</b>		
1.Exterior 1 (D052/D053/D054) .....	14	26.Paper Feed Unit 2 (D052/D053/D054) .....	64
2.Exterior 2 (D052/D053/D054) .....	16	27.Vertical Transport (D052/D053/D054) .....	66
3.Operation Panel (D052/D053/D054) .....	18	28.Paper Registration 1 (D052/D053/D054) .....	68
4.DF Exterior (D052/D053/D054) .....	20	29.Paper Registration 2 (D052/D053/D054) .....	70
5.DF Original Feed 1 (D052/D053/D054) .....	22	30.Paper Registration 3 (D052/D053/D054) .....	72
6.DF Original Feed 2 (D052/D053/D054) .....	24	31.Toner Hopper Section (D052/D053/D054) .....	74
7.DF Original Transfer 1 (D052/D053/D054) .....	26	32.Toner Supply Unit (D052/D053/D054) .....	76
8.DF Original Transfer 2 (D052/D053/D054) .....	28	33.Development Unit 1 (D052/D053/D054) .....	78
9.DF Original Transfer 3 (D052/D053/D054) .....	30	34.Development Unit 2 (D052/D053/D054) .....	80
10.DF Original Transfer 4 (D052/D053/D054) .....	32	35.PCU 1 (D052/D053/D054) .....	82
11.DF Original Exit (D052/D053/D054) .....	34	36.PCU 2 (D052/D053/D054) .....	84
12.DF Drive/Electrical 1 (D052/D053/D054) .....	36	37.PCU 3 (D052/D053/D054) .....	86
13.DF Drive/Electrical 2 (D052/D053/D054) .....	38	38.PCU 4 (D052/D053/D054) .....	88
14.DF Frame Section (D052/D053/D054) .....	40	39.Transfer Belt Unit 1 (D052/D053/D054) .....	90
15.Optics Section 1 (D052/D053/D054) .....	42	40.Transfer Belt Unit 2 (D052/D053/D054) .....	92
16.Optics Section 2 (D052/D053/D054) .....	44	41.Fusing Unit 1 (D052/D053/D054) .....	94
17.Optics Section 3 (D052/D053/D054) .....	46	42.Fusing Unit 2 (D052/D053/D054) .....	96
18.Optics Section 4 (D052/D053/D054) .....	48	43.Fusing Unit 3 (D052/D053/D054) .....	98
19.Laser Unit (D052/D053/D054) .....	50	44.Fusing Unit 4 (D052/D053/D054) .....	100
20.Tandem Tray 1 (D052/D053/D054) .....	52	45.Paper Exit Section 1 (D052/D053/D054) .....	102
21.Tandem Tray 2 (D052/D053/D054) .....	54	46.Paper Exit Section 2 (D052/D053/D054) .....	104
22.Tandem Tray 3 (D052/D053/D054) .....	56	47.Paper Exit Section 3 (D052/D053/D054) .....	106
23.Universal Tray (D052/D053/D054) .....	58	48.Duplex Unit 1 (D052/D053/D054) .....	108
24.By-pass Feed Tray (D052/D053/D054) .....	60	49.Duplex Unit 2 (D052/D053/D054) .....	110
25.Paper Feed Unit 1 (D052/D053/D054) .....	62	50.Duplex Unit 3 (D052/D053/D054) .....	112
		51.Duplex Unit 4 (D052/D053/D054) .....	114

## CÓPIA NÃO CONTROLADA

52.Duplex Unit 5 (D052/D053/D054).....	116
53.Drive Section 1 (D052/D053/D054).....	118
54.Drive Section 2 (D052/D053/D054).....	120
55.Toner Collection (D052/D053/D054).....	122
56.Electrical Section 1 (D052/D053/D054).....	124
57.Electrical Section 2 (D052/D053/D054).....	126
58.Electrical Section 3 (D052/D053/D054).....	128
59.Electrical Section 4 (D052/D053/D054).....	130
60.Electrical Section 5 (D052/D053/D054).....	132
61.Electrical Section 6 (D052/D053/D054).....	134
62.Electrical Section 7 (D052/D053/D054).....	136
63.Electrical Section 8 (D052/D053/D054).....	138
64.Electrical Section 9 (D052/D053/D054).....	140
65.Frame Section 1 (D052/D053/D054).....	142
66.Frame Section 2 (D052/D053/D054).....	144
67.Frame Section 3 (D052/D053/D054).....	146
68.Frame Section 4 (D052/D053/D054).....	148
69.BCU Board (D052/D053/D054).....	150
70.IPU Board (D052/D053/D054).....	154
71.Control Board (D052/D053/D054).....	168
72.Decal and Documents (D052/D053/D054).....	184
73.Special Tools (D052/D053/D054).....	190

### **D052/D053/D054 PARTS INDEX**

<b>PARTS INDEX .....</b>	<b>2</b>
--------------------------	----------

### **B473/B474/B475 LCT RT43/8½"x14" PAPER SIZE TRAY TYPE 1075/A3/11"x17" TRAY UNIT TYPE 1075 PARTS LOCATION AND LIST**

1.EXTERIOR (B473) .....	2
2.PAPER FEED 1 (B473).....	4

3.PAPER FEED 2 (B473) .....	6
4.TRAY DRIVE 1 (B473) .....	8
5.TRAY DRIVE 2 (B473) .....	10
6.TRAY DRIVE 3 (B473) .....	12
7.TRAY EXTENSION KIT (B474).....	14
8.A3 PAPER TRAY KIT 1 (B475) .....	16
9.A3 PAPER TRAY KIT 2 (B475) .....	18
10.MAIN CONTROL BOARD (B473) .....	20
11.DECALS AND DOCUMENTS (B473/B475) .....	22

### **B473/B474/B475 LCT RT43/8½"x14" PAPER SIZE TRAY TYPE 1075/A3/11"x17" TRAY UNIT TYPE 1075 PARTS INDEX**

<b>PARTS INDEX.....</b>	<b>2</b>
-------------------------	----------

### **B499 TAB SHEET HOLDER TYPE 3260 PARTS LOCATION AND LIST**

1.Tab Sheet Holder (B499).....	2
--------------------------------	---

### **B499 TAB SHEET HOLDER TYPE 3260 PARTS INDEX PARTS INDEX.....**

**2**

### **B513 JOGGER UNIT TYPE 1075 PARTS LOCATION AND LIST**

1.JOgger UNIT (B513) .....	2
----------------------------	---

### **B513 JOGGER UNIT TYPE 1075 PARTS INDEX PARTS INDEX.....**

**2**

### **B531 PUNCH UNIT TYPE 1075/1090 PARTS LOCATION AND LIST**

1.PUNCH UNIT (B531).....	2
--------------------------	---

CÓPIA NÃO CONTROLADA

**B531 PUNCH UNIT TYPE 1075/1090 PARTS INDEX**  
**PARTS INDEX ..... 2**

**B660-57/66/67 Z-FOLDING UNIT ZF 4000 PARTS LOCATION AND LIST**

1.Exterior (B66057) .....	2
2.Paper Transfer 1 (B66057) .....	4
3.Paper Transfer 2 (B66057) .....	6
4.Folder Section 1 (B66057) .....	8
5.Folder Section 2 (B66057) .....	10
6.Folder Section 3 (B66057) .....	12
7.Folder Section 4 (B66057) .....	14
8.Folder Section 5 (B66057) .....	16
9.Folder Section 6 (B66057) .....	18
10.Drive Section (B66057) .....	20
11.ElectricalSection (B66057) .....	22
12.Frame Section (B66057) .....	24

**B660-57/66/67 Z-FOLDING UNIT ZF 4000 PARTS INDEX**  
**PARTS INDEX ..... 2**

**B700/B701/B700 II FINISHER SR970/SR980/SR4000 PARTS LOCATION AND LIST**

1.Exterior (B700/B701) .....	2
2.Paper Transfer (B700/B701) .....	4
3.Shift Transfer Section 1 (B700/B701) .....	6
4.Shift Transfer Section 2 (B700/B701) .....	8
5.Shift Transfer Section 3 (B700/B701) .....	10
6.Staple Transfer Section 1 (B700/B701) .....	12
7.Staple Transfer Section 2 (B700/B701) .....	14
8.Staple Tray 1 (B700/B701) .....	16

9.Staple Tray 2 (B700/B701) .....	18
10.Staple Tray 3 (B700/B701) .....	20
11.Staple Tray 4 (B700/B701) .....	22
12.Staple Tray 5 (B700/B701) .....	24
13.Staple Tray 6 (B700/B701) .....	26
14.Paper Crimp Section 1 (B700) .....	28
15.Paper Crimp Section 2 (B700) .....	30
16.Paper Crimp Section 3 (B700) .....	32
17.Upper Exit Section 1 (B700/B701) .....	34
18.Upper Exit Section 2 (B700/B701) .....	36
19.Paper Exit Section (B700/B701) .....	38
20.Drive Section 1 (B700/B701) .....	40
21.Drive Section 2 (B700/B701) .....	42
22.Drive Section 3 (B700/B701) .....	44
23.Electrical Section (B700/B701) .....	46
24.Frame Section (B700/B701) .....	48
25.Decals And Documents (B700/B701) .....	50

**B700/B701/B700 II FINISHER SR970/SR980/SR4000 PARTS INDEX**  
**PARTS INDEX ..... 2**

**B702 PUNCH UNIT TYPE 3260 PARTS LOCATION AND LIST**

1.Punch Unit 1 (B702) .....	2
2.Punch Unit 2 (B702) .....	4

**B702 PUNCH UNIT TYPE 3260 PARTS INDEX**  
**PARTS INDEX ..... 2**

**B703 OUTPUT JOGGER UNIT TYPE 3260 PARTS LOCATION AND LIST**

1.Output Jogger Unit (B703).....	2
<b>B703 OUTPUT JOGGER UNIT TYPE 3260 PARTS INDEX</b>	
<b>PARTS INDEX .....</b>	<b>2</b>

**B704 COVER INTERPOSER TRAY TYPE 3260 PARTS  
LOCATION AND LIST**

1.Exterior (B704) .....	2
2.Original Feed 1 (B704) .....	4
3.Original Feed 2 (B704) .....	6
4.Original Feed 3 (B704) .....	8
5.Original Transfer (B704) .....	10
6.Drive And Electrical (B704) .....	12

<b>B704 COVER INTERPOSER TRAY TYPE 3260 PARTS INDEX</b>	
<b>PARTS INDEX .....</b>	<b>2</b>

**B706 3000-SHEET FINISHER SR841 PARTS LOCATION  
AND LIST**

<b>LOCATION OF UNIT .....</b>	<b>2</b>
1.EXTERIOR (B706) .....	6
2.STAPLE TRAY 1 (B706) .....	8
3.STAPLE TRAY 2 (B706) .....	10
4.STAPLE TRAY 3 (B706) .....	12
5.STAPLE TRAY 4 (B706) .....	14
6.STAPLE TRAY 5 (B706) .....	16
7.STAPLER UNIT (B706) .....	18
8.STAPLE TRANSPORT 1 (B706) .....	20
9.STAPLE TRANSPORT 2 (B706) .....	22
10.STAPLE TRANSPORT 3 (B706) .....	24
11.STAPLE TRANSPORT 4 (B706) .....	26
12.TRANSPORT SECTION 1 (B706) .....	28

13.TRANSPORT SECTION 2 (B706) .....	30
14.PAPER EXIT SECTION 1 (B706) .....	32
15.PAPER EXIT SECTION 2 (B706) .....	34
16.PAPER EXIT SECTION 3 (B706) .....	36
17.PAPER EXIT SECTION 4 (B706) .....	38
18.DRIVE SECTION (B706) .....	40
19.ELECTRICAL SECTION (B706) .....	42
20.FRAME SECTION 1 (B706) .....	44
21.FRAME SECTION 2 (B706) .....	46
22.DECAL AND DOCUMENT (B706) .....	48

<b>B706 3000-SHEET FINISHER SR841 PARTS INDEX</b>	
<b>PARTS INDEX .....</b>	<b>2</b>

**B756 COPY TRAY TYPE 2075 PARTS LOCATION AND  
LIST**

1.Copy Tray (B756) .....	2
--------------------------	---

<b>B756 COPY TRAY TYPE 2075 PARTS INDEX</b>	
<b>PARTS INDEX .....</b>	<b>2</b>

**B762 MAIL BOX CS391 PARTS LOCATION AND LIST**

1.Exterior (B762) .....	2
2.Paper Exit 1 (B762) .....	4
3.Paper Exit 2 (B762) .....	6
4.Paper Exit 3 (B762) .....	8

<b>B762 MAIL BOX CS391 PARTS INDEX</b>	
<b>PARTS INDEX .....</b>	<b>2</b>

# **D052/D053/D054 PARTS LOCATION AND LIST**

CÓPIA NÃO CONTROLADA

CÓPIA NÃO CONTROLADA

CÓPIA NÃO CONTROLADA

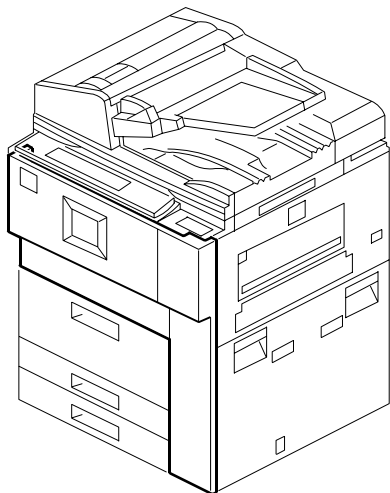
This section instructs you as to the numbers and names of parts on this machine.

CÓPIA NÃO CONTROLADA

## LOCATIONS OF UNITS

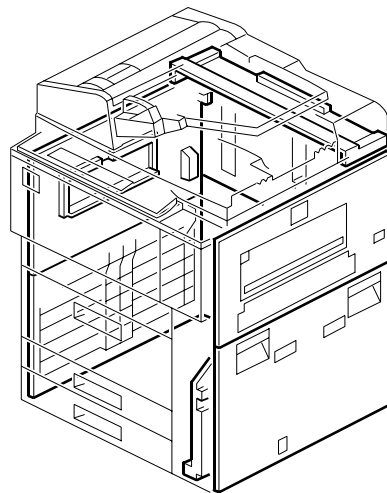
CÓPIA NÃO CONTROLADA

1. EXTERIOR 1



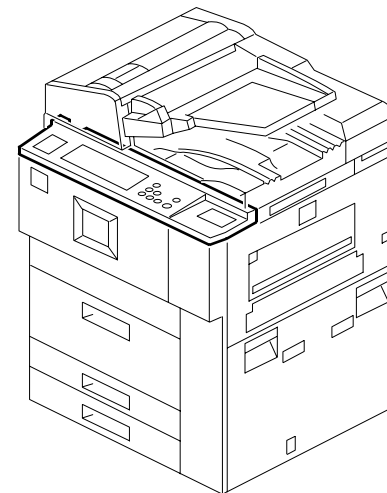
See Page 15

2. EXTERIOR 2



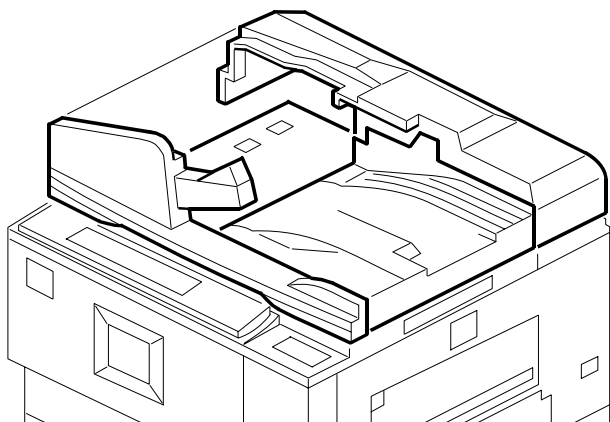
See Page 17

3. OPERATION PANEL



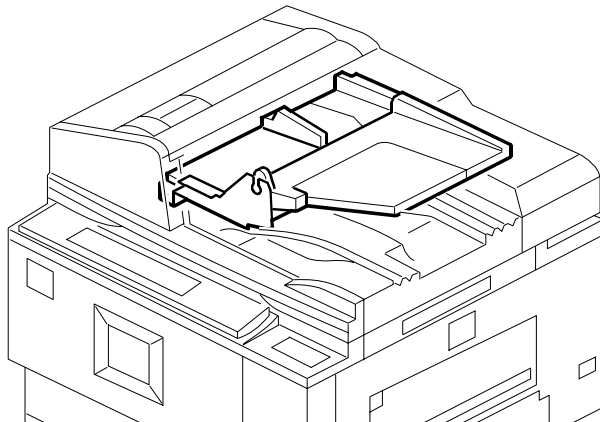
See Page 19

4. DF EXTERIOR



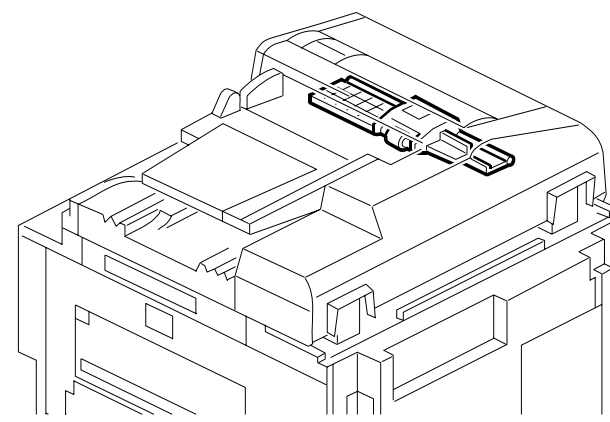
See Page 21

5. DF ORIGINAL FEED 1



See Page 23

6. DF ORIGINAL FEED 2



See Page 25

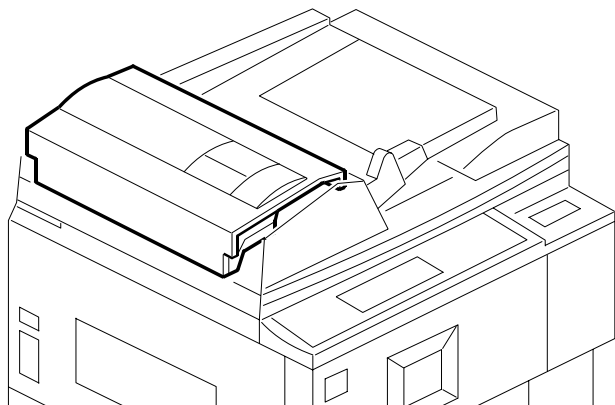
CÓPIA NÃO CONTROLADA



## LOCATIONS OF UNITS

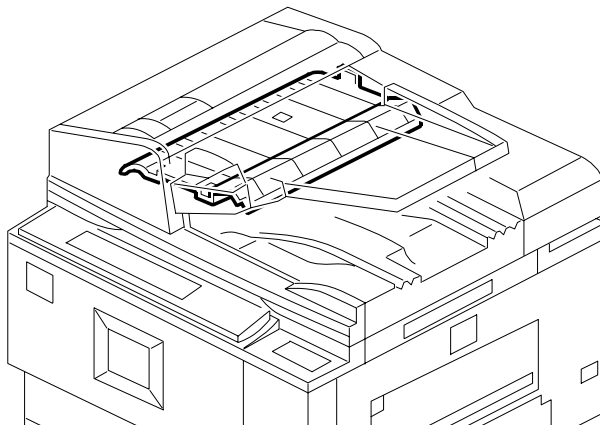
CÓPIA NÃO CONTROLADA

7. DF ORIGINAL TRANSFER 1



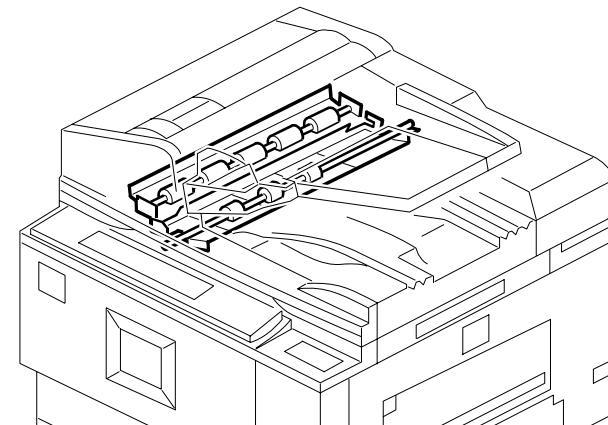
See Page 27

8. DF ORIGINAL TRANSFER 2



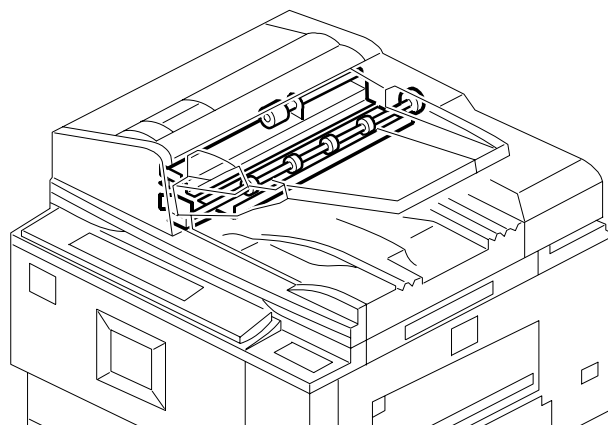
See Page 29

9. DF ORIGINAL TRANSFER 3



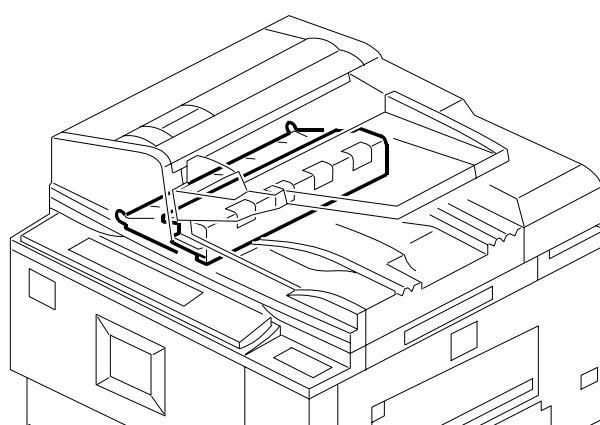
See Page 31

10. DF ORIGINAL TRANSFER 4



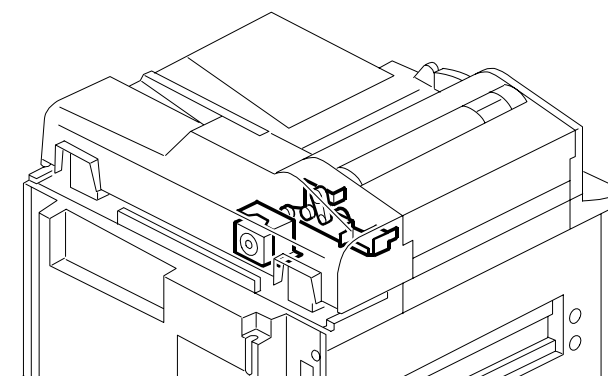
See Page 33

11. DF ORIGINAL EXIT



See Page 35

12. DF DRIVE/ELECTRICAL 1



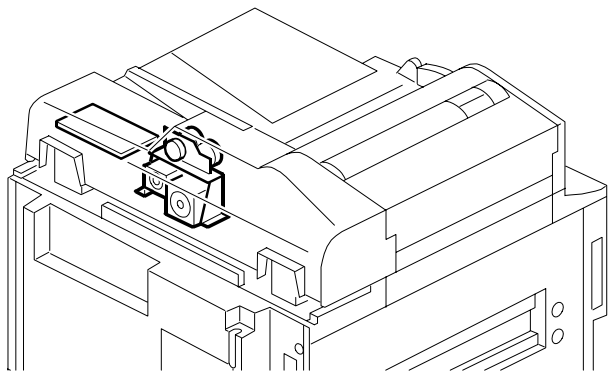
See Page 37

CÓPIA NÃO CONTROLADA

## LOCATIONS OF UNITS

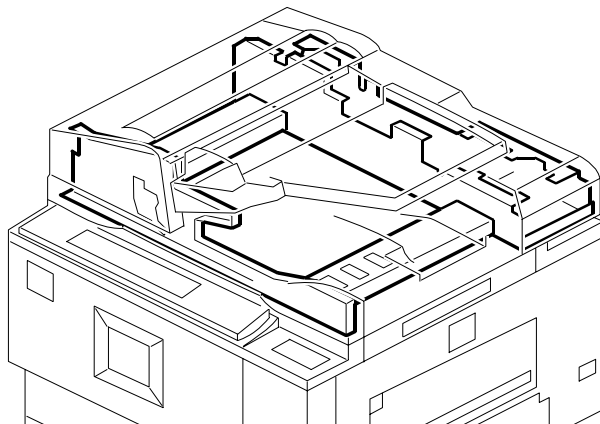
CÓPIA NÃO CONTROLADA

13. DF DRIVE/ELECTRICAL 2



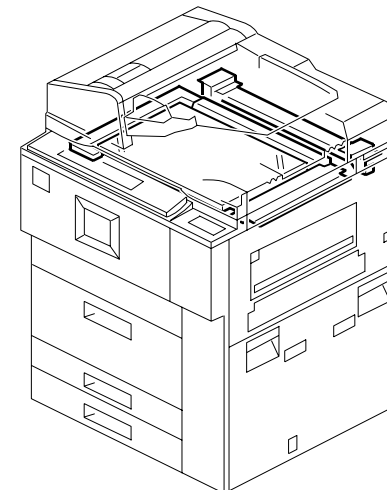
See Page 39

14. DF FRAME SECTION



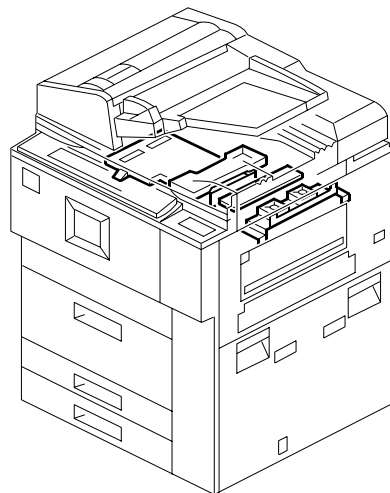
See Page 41

15. OPTICS SECTION 1



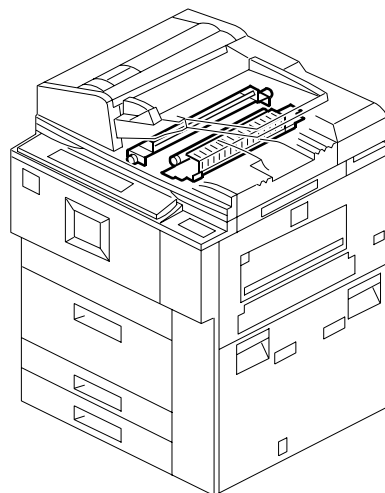
See Page 43

16. OPTICS SECTION 2



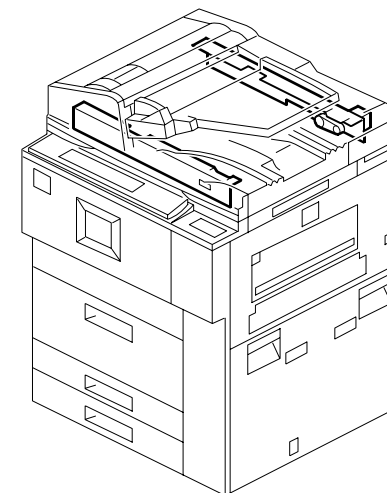
See Page 45

17. OPTICS SECTION 3



See Page 47

18. OPTICS SECTION 4



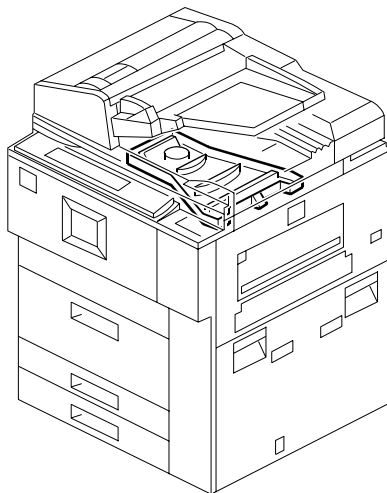
See Page 49

CÓPIA NÃO CONTROLADA

## LOCATIONS OF UNITS

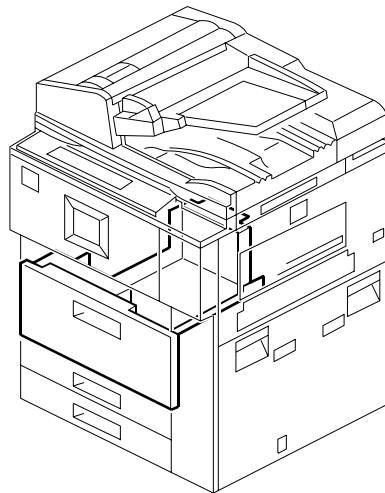
CÓPIA NÃO CONTROLADA

19. LASER UNIT



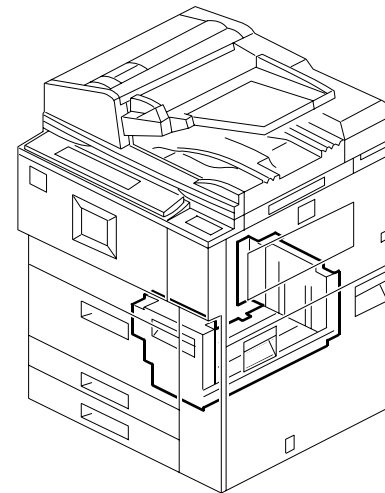
See Page 51

20. TANDEM TRAY 1



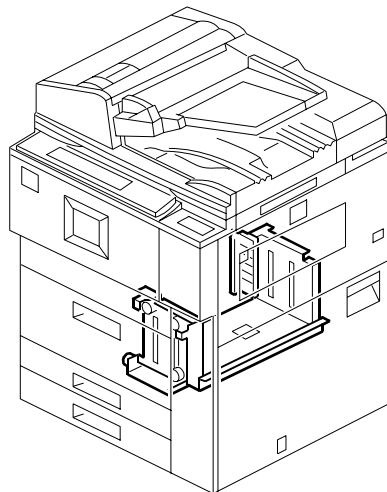
See Page 53

21. TANDEM TRAY 2



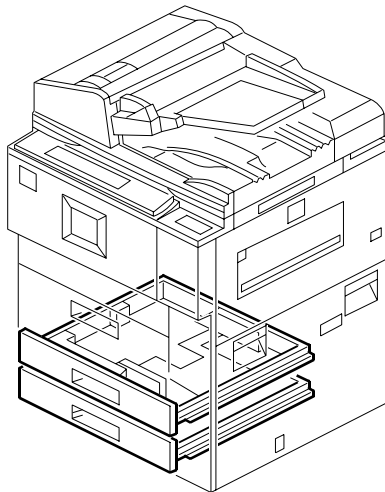
See Page 55

22. TANDEM TRAY 3



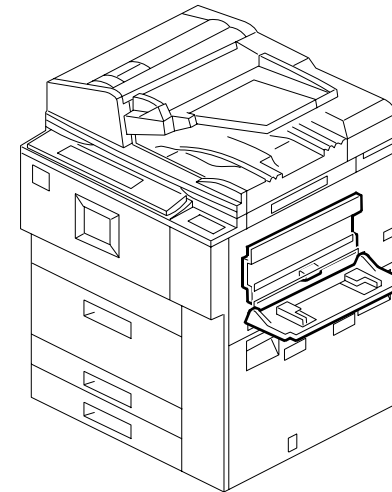
See Page 57

23. UNIVERSAL TRAY



See Page 59

24. BY-PASS FEED TRAY



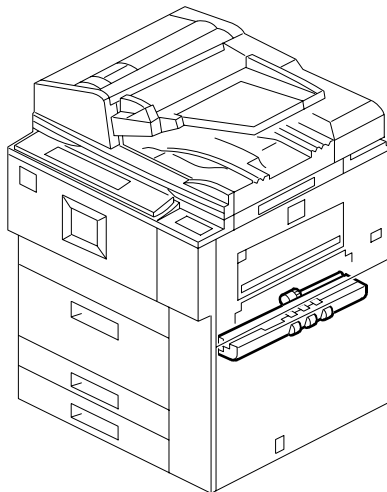
See Page 61

CÓPIA NÃO CONTROLADA

## LOCATIONS OF UNITS

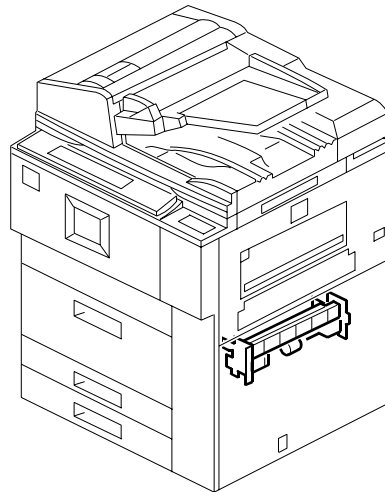
CÓPIA NÃO CONTROLADA

25. PAPER FEED UNIT 1



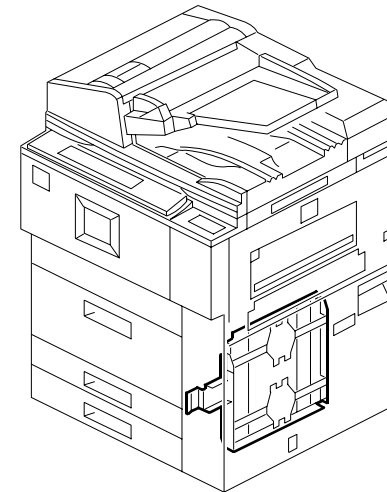
See Page 63

26. PAPER FEED UNIT 2



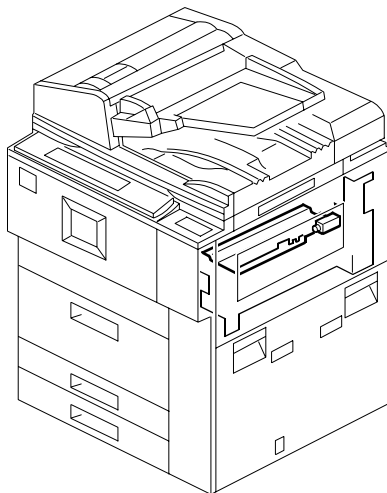
See Page 65

27. VERTICAL TRANSPORT



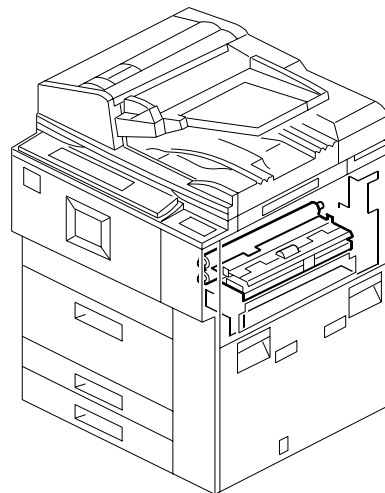
See Page 67

28. PAPER REGISTRATION 1



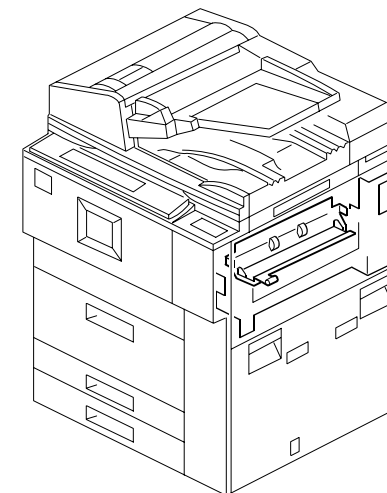
See Page 69

29. PAPER REGISTRATION 2



See Page 71

30. PAPER REGISTRATION 3



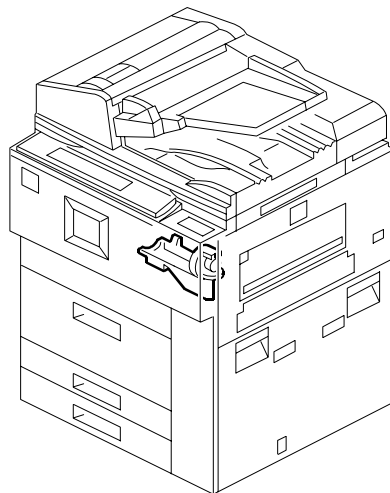
See Page 73

CÓPIA NÃO CONTROLADA

## LOCATIONS OF UNITS

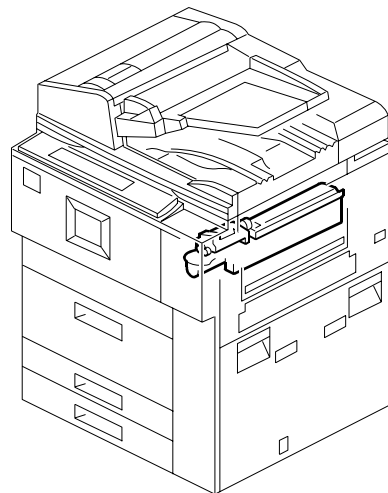
CÓPIA NÃO CONTROLADA

31. TONER HOPPER SECTION



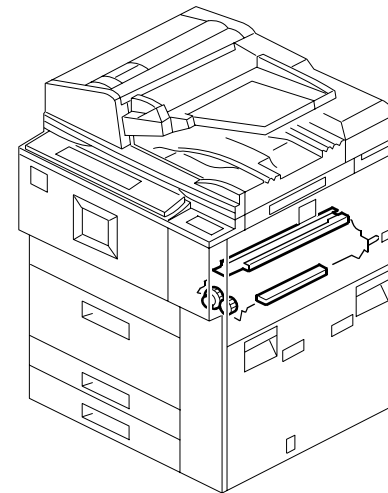
See Page 75

32. TONER SUPPLY UNIT



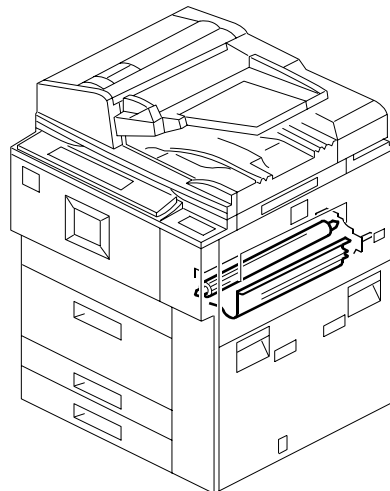
See Page 77

33. DEVELOPMENT UNIT 1



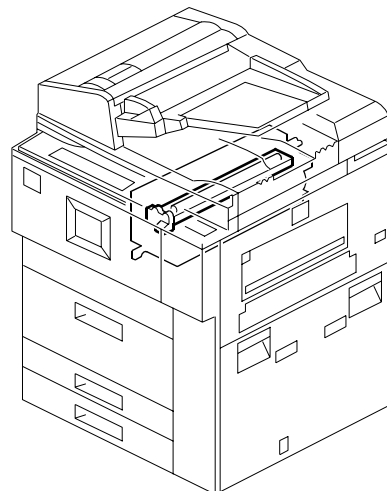
See Page 79

34. DEVELOPMENT UNIT 2



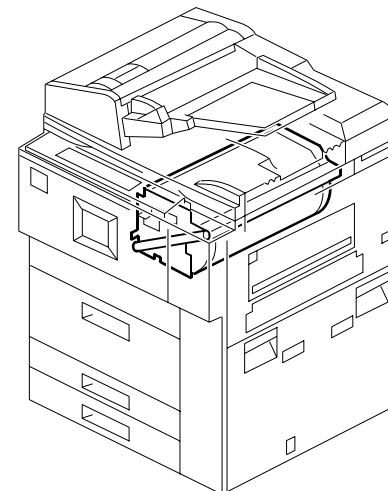
See Page 81

35. PCU 1



See Page 83

36. PCU 2



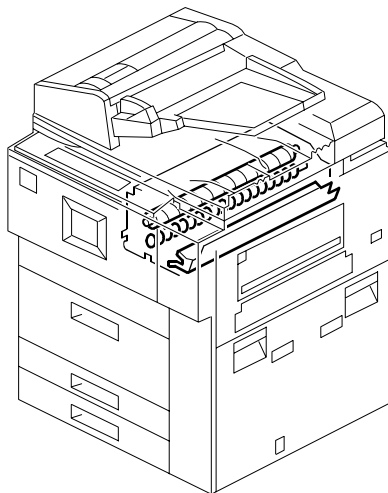
See Page 85

CÓPIA NÃO CONTROLADA

## LOCATIONS OF UNITS

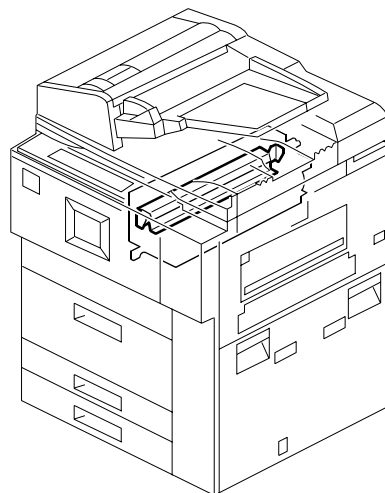
CÓPIA NÃO CONTROLADA

37. PCU 3



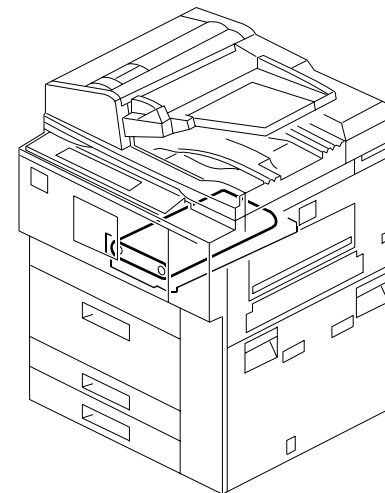
See Page 87

38. PCU 4



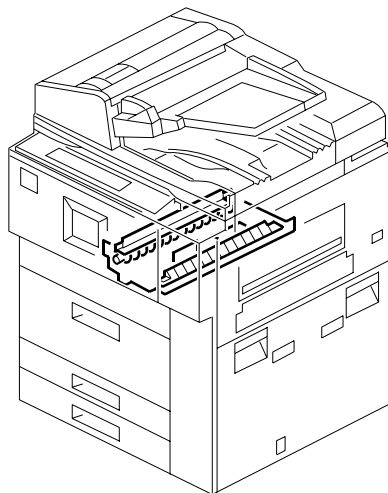
See Page 89

39. TRANSFER BELT UNIT 1



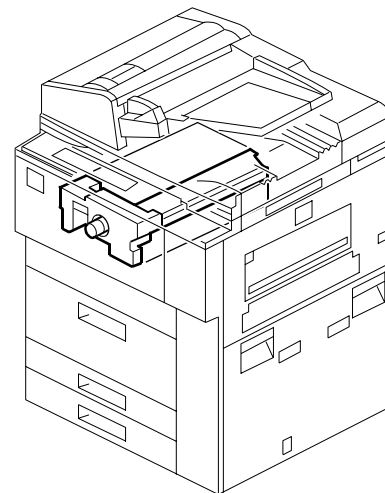
See Page 91

40. TRANSFER BELT UNIT 2



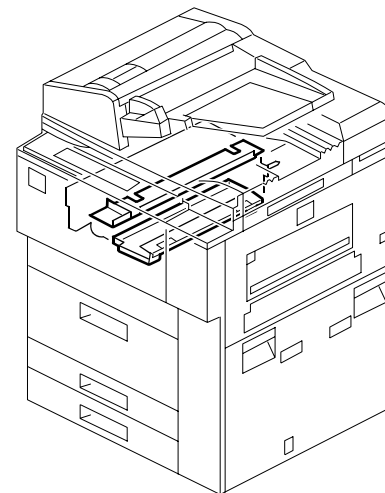
See Page 93

41. FUSING UNIT 1



See Page 95

42. FUSING UNIT 2



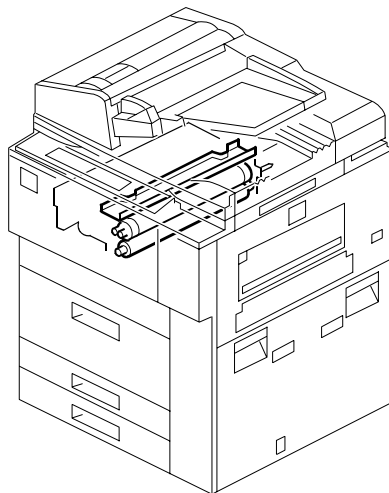
See Page 97

CÓPIA NÃO CONTROLADA

## LOCATIONS OF UNITS

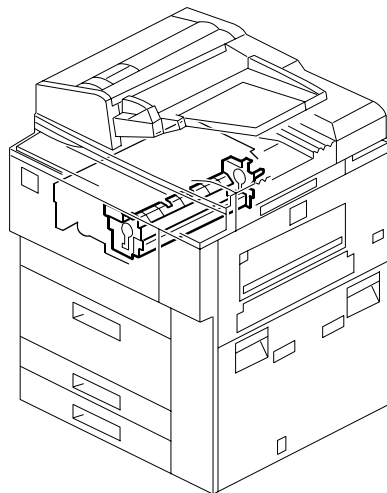
CÓPIA NÃO CONTROLADA

43. FUSING UNIT 3



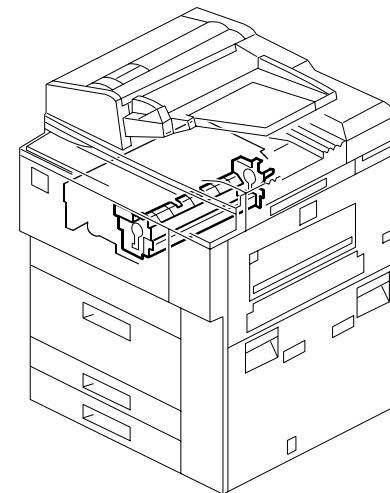
See Page 99

44. FUSING UNIT 4



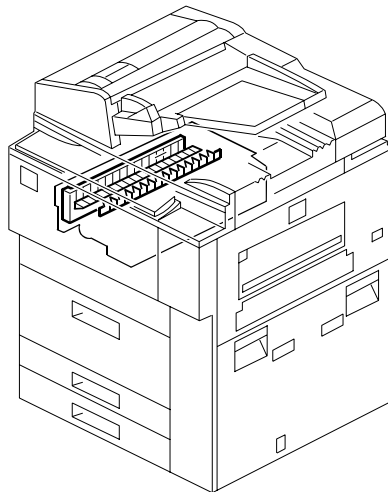
See Page 101

45. PAPER EXIT SECTION 1



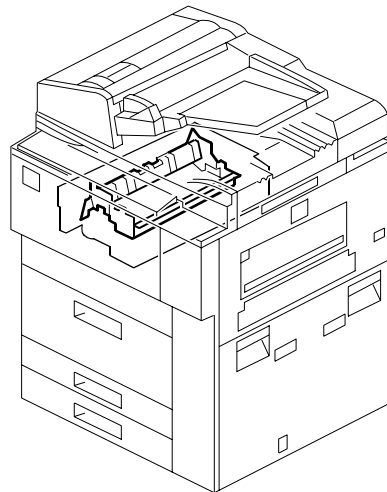
See Page 103

46. PAPER EXIT SECTION 2



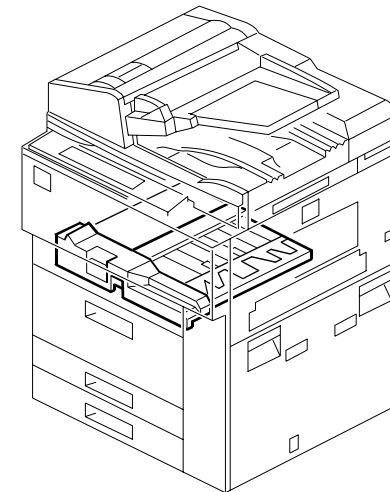
See Page 105

47. PAPER EXIT SECTION 3



See Page 107

48. DUPLEX UNIT 1



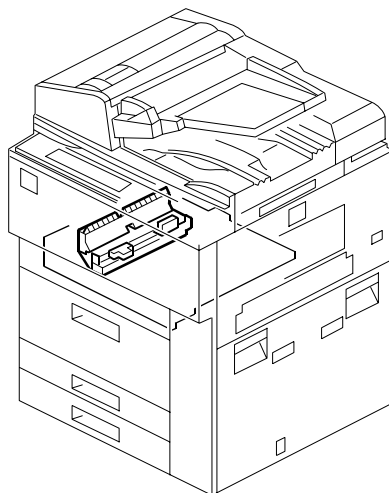
See Page 109

CÓPIA NÃO CONTROLADA

## LOCATIONS OF UNITS

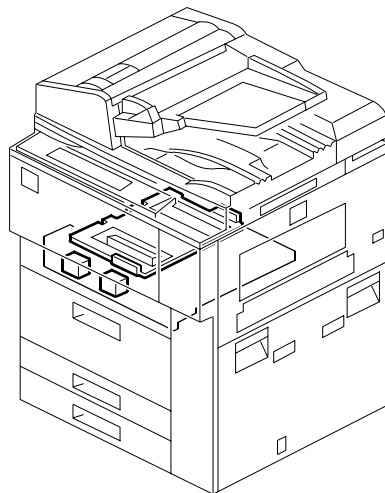
CÓPIA NÃO CONTROLADA

49. DUPLEX UNIT 2



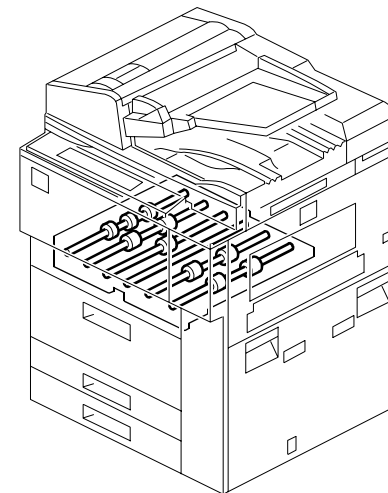
See Page 111

50. DUPLEX UNIT 3



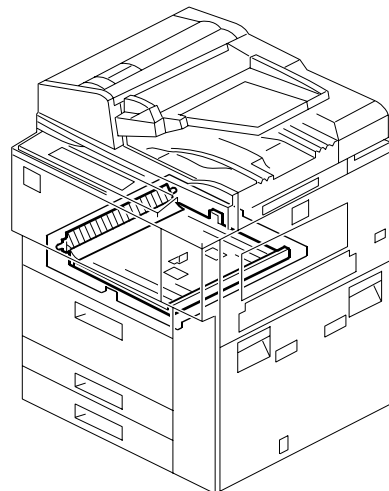
See Page 113

51. DUPLEX UNIT 4



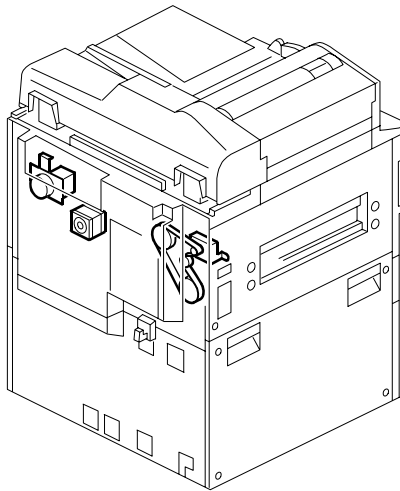
See Page 115

52. DUPLEX UNIT 5



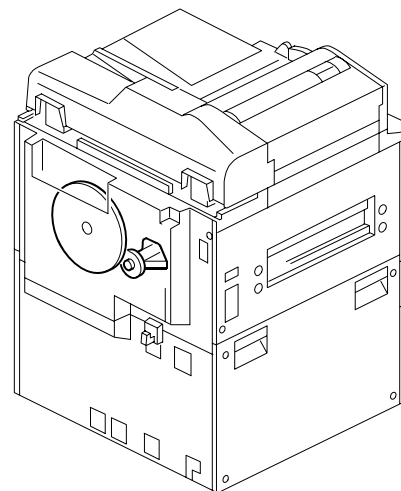
See Page 117

53. DRIVE SECTION 1



See Page 119

54. DRIVE SECTION 2



See Page 121

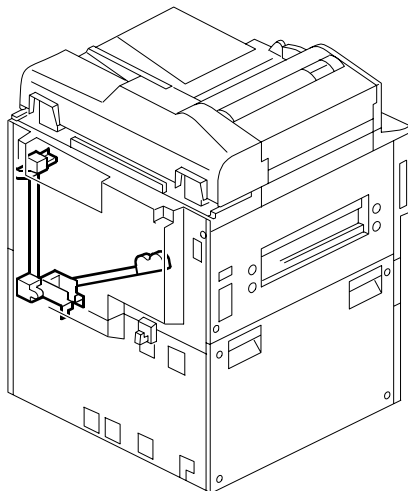
CÓPIA NÃO CONTROLADA



## LOCATIONS OF UNITS

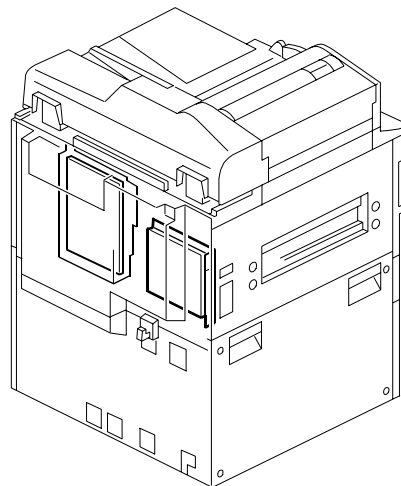
CÓPIA NÃO CONTROLADA

55. TONER COLLECTION



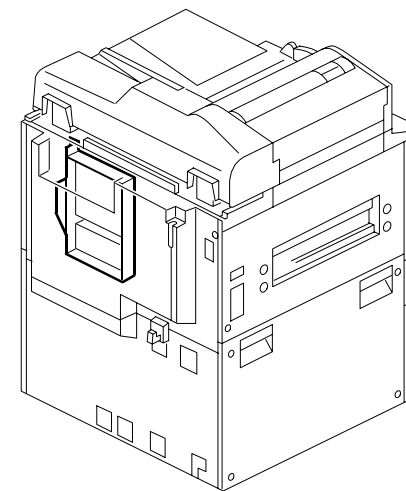
See Page 123

56. ELECTRICAL SECTION 1



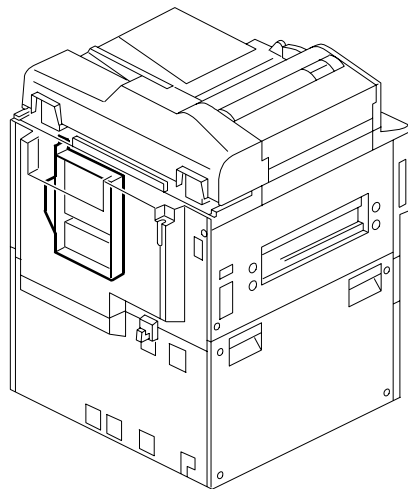
See Page 125

57. ELECTRICAL SECTION 2



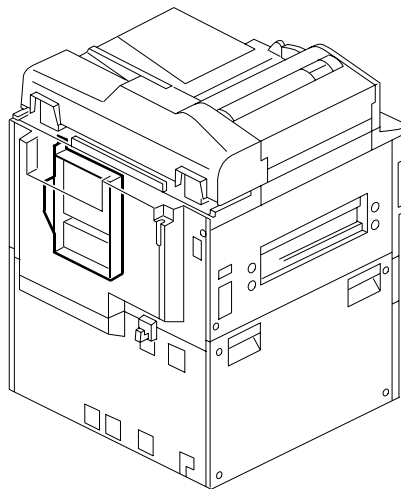
See Page 127

58. ELECTRICAL SECTION 3



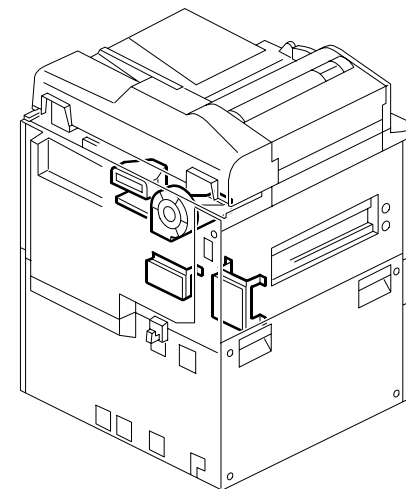
See Page 129

59. ELECTRICAL SECTION 4



See Page 131

60. ELECTRICAL SECTION 5



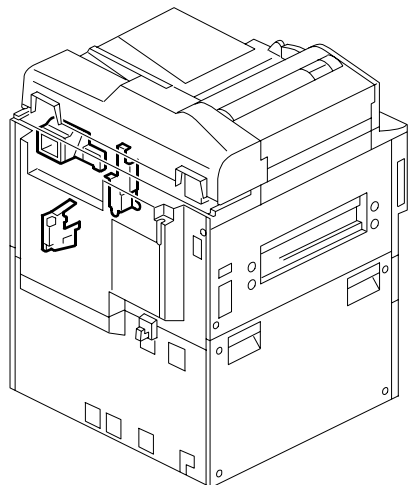
See Page 133

CÓPIA NÃO CONTROLADA

## LOCATIONS OF UNITS

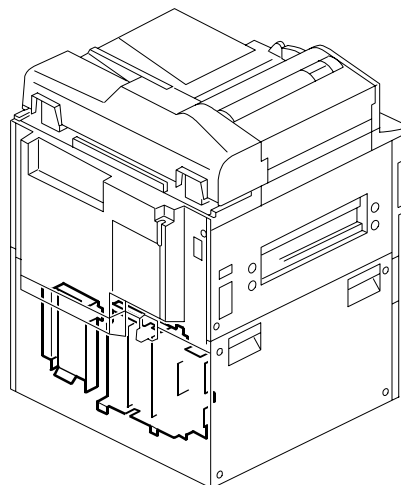
CÓPIA NÃO CONTROLADA

61. ELECTRICAL SECTION 6



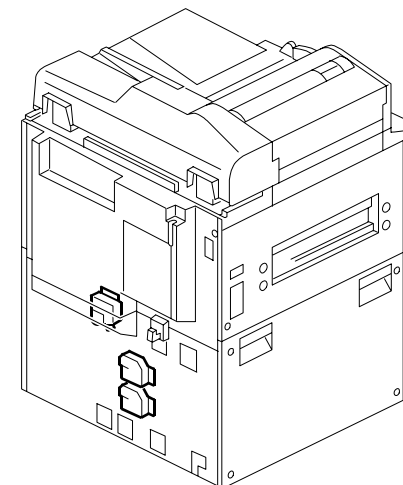
See Page 135

62. ELECTRICAL SECTION 7



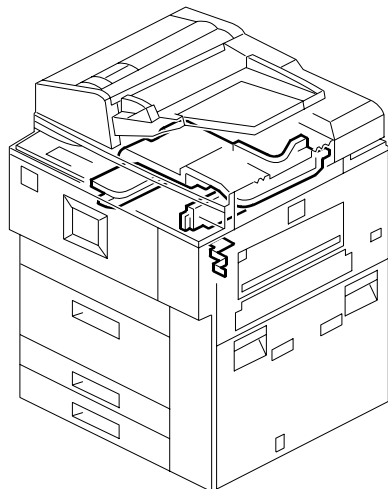
See Page 137

63. ELECTRICAL SECTION 8



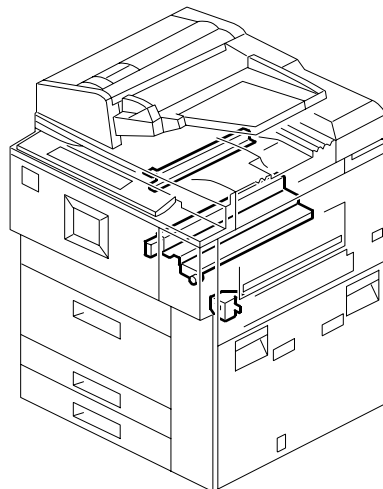
See Page 139

64. ELECTRICAL SECTION 9



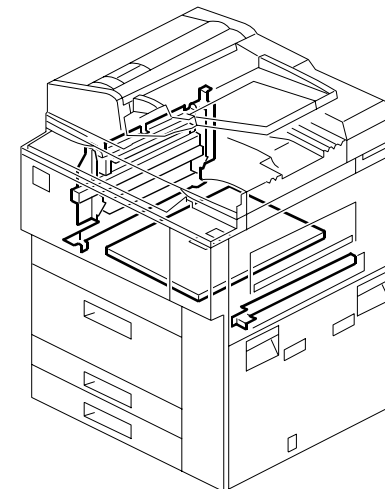
See Page 141

65. FRAME SECTION 1



See Page 143

66. FRAME SECTION 2

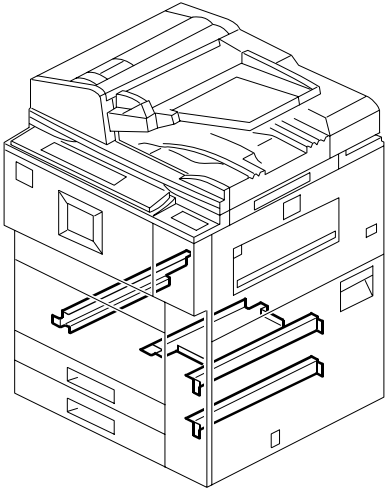
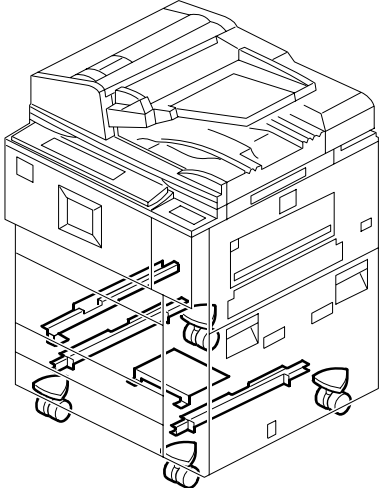


See Page 145

CÓPIA NÃO CONTROLADA

**LOCATIONS OF UNITS**

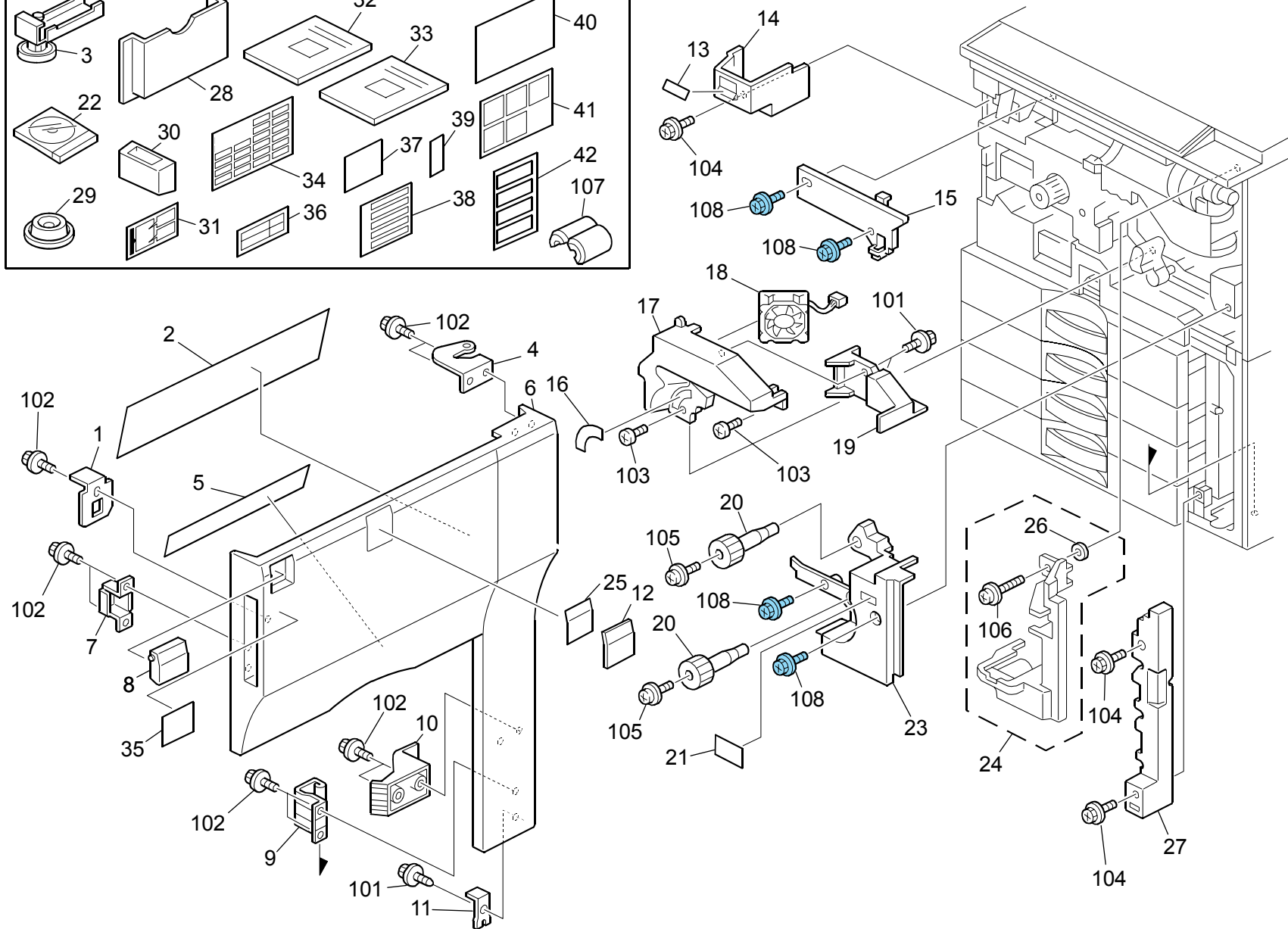
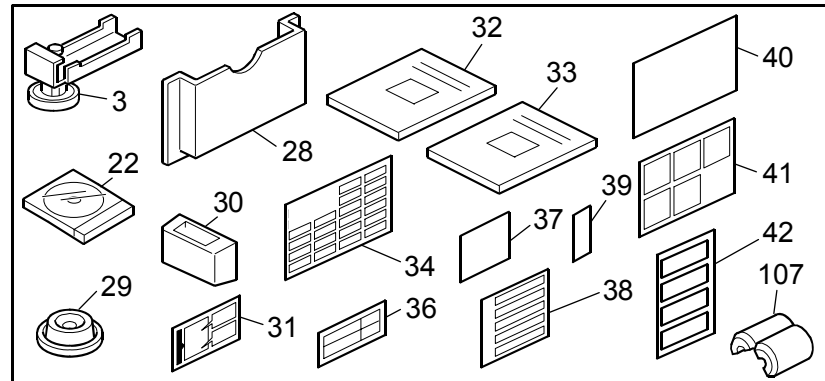
CÓPIA NÃO CONTROLADA

<div>67. FRAME SECTION 3</div> <div></div> <div>See Page 147</div>	<div>68. FRAME SECTION 4</div> <div></div> <div>See Page 149</div>	

CÓPIA NÃO CONTROLADA

# 1.Exterior 1 (D052/D053/D054)

CÓPIA NÃO CONTROLADA



CÓPIA NÃO CONTROLADA

# 1.Exterior 1 (D052/D053/D054)

CÓPIA NÃO CONTROLADA

Index No.	Part No.	Description	Q'ty Per Assembly
1	A294 1292	Door Switch Bracket	1
2	B247 1361	Decal: Misfeed Removal: Main	1
3	B247 8701	Stand: Auxiliary: Ass'y	2
4	B098 1342	Hinge: Upper	1
5	B065 1366	Decal - Toner Supply	1
6	B247 1224	Front Door Ass'y	1
7	B132 1526	Door Catch	1
8	B247 1325	Cover - Main Switch	1
9	B247 1223	Hinge: Lower: Ass'y	1
10	B065 1323	Guide Plate Lever	1
11	B065 1326	Micro Switchlever	1
12	B132 1531	Panel: Logo	1
13	B065 1363	Decal - Main Switch: NA	1
13	B065 1364	Decal - Main Switch: EU	1
14	B247 1315	Inner Cover - Main Switch	1
15	B247 1316	Inner Cover - Fusing Unit Upper	1
16	B234 3892	Decal - Lever Release Transfer	1
17	B247 1313	Inner Cover	1
18	AX64 0176	Fan Motor DC24V/1.68W	1
19	B065 1318	PCU Duct Inner Cover	1
20	AG05 0102	Knob - Duplex	2
21	B234 1378	Decal - Total Counter	1
22	D054 7319	CD-ROM: Manual1: AA (-29)	1
22	D054 7320	CD-ROM: Manual2: AA (-29)	1
23	B247 1314	Inner Cover - Right Lower	1
24	B247 3290	Inner Cover Ass'y	1
25	D052 7012	Sheet: Model Name Plate: D052: RIC	1
25	D052 7033	Sheet: Model Name Plate: D052: GES: NA	1
25	D052 7015	Sheet: Model Name Plate: D052: GES: EU	1
25	D052 7016	Sheet: Model Name Plate: D052: NSA	1
25	D052 7017	Sheet: Model Name Plate: D052: REX	1
25	D052 7019	Sheet: Model Name Plate: D052: INF	1
25	D052 7032	Sheet: Model Name Plate: D052: SAV	1
25	D052 7034	Sheet: Model Name Plate: D052: LAN: NA	1
25	D052 7028	Sheet: Model Name Plate: D052: LAN EU	1

Index No.	Part No.	Description	Q'ty Per Assembly
25	D053 7012	Sheet: Model Name Plate: D053: RIC	1
25	D053 7033	Sheet: Model Name Plate: D053: GES: NA	1
25	D053 7015	Sheet: Model Name Plate: D053: GES: EU	1
25	D053 7016	Sheet: Model Name Plate: D053: NSA	1
25	D053 7017	Sheet: Model Name Plate: D053: REX	1
25	D053 7019	Sheet: Model Name Plate: D053: INF	1
25	D053 7032	Sheet: Model Name Plate: D053: SAV	1
25	D053 7034	Sheet: Model Name Plate: D053: LAN: NA	1
25	D053 7028	Sheet: Model Name Plate: D053: LAN: EU	1
25	D054 7012	Sheet: Model Name Plate: D054: RIC	1
25	D054 7033	Sheet: Model Name Plate: D054: GES: NA	1
25	D054 7015	Sheet: Model Name Plate: D054: GES: EU	1
25	D054 7016	Sheet: Model Name Plate: D054: NSA	1
25	D054 7017	Sheet: Model Name Plate: D054: REX	1
25	D054 7019	Sheet: Model Name Plate: D054: INF	1
25	D054 7032	Sheet: Model Name Plate: D054: SAV	1
26	D054 7034	Sheet: Model Name Plate: D054: LAN: NA	1
26	D054 7028	Sheet: Model Name Plate: D054: LAN: EU	1
26	AA10 0006	Nut - M3.6	1
27	B247 6184	Inner Cover	1
28	B027 8521	O/I Holder - Assembly	1
29	B132 1226	Holder: Stand	1
30	B065 1371	Cloth Holder	1
31	B246 3342	Decal: Toner: Supply: Operation Sub-Unit: EXP	1
31	B246 3345	Decal: Toner: Supply: Operation Sub-Unit: DEU	1
31	B246 3346	Decal: Toner: Supply: Operation Sub-Unit: FRA	1
31	B246 3347	Decal: Toner: Supply: Operation Sub-Unit: ITA	1
31	B246 3348	Decal: Toner: Supply: Operation Sub-Unit: ESP	1
32	D052 7255	Manual: Copy_REF: AA (-29)	1
33	D052 7453	Manual: TROUBLESHOOT: AA (-29)	1
34	B234 8510	Decal: Size Indication: Multi-Language: C3	1
35	B082 6403	Decal: Power Source: Off: EXP	1
36	B070 1307	Decal: Paper Set Direction	1
37	B065 1374	Cloth - DF Exposure Glass	1
38	B477 4371	Decal - Cleaning	1

CÓPIA NÃO CONTROLADA

CÓPIA NÃO CONTROLADA

CÓPIA NÃO CONTROLADA

## CÓPIA NÃO CONTROLADA

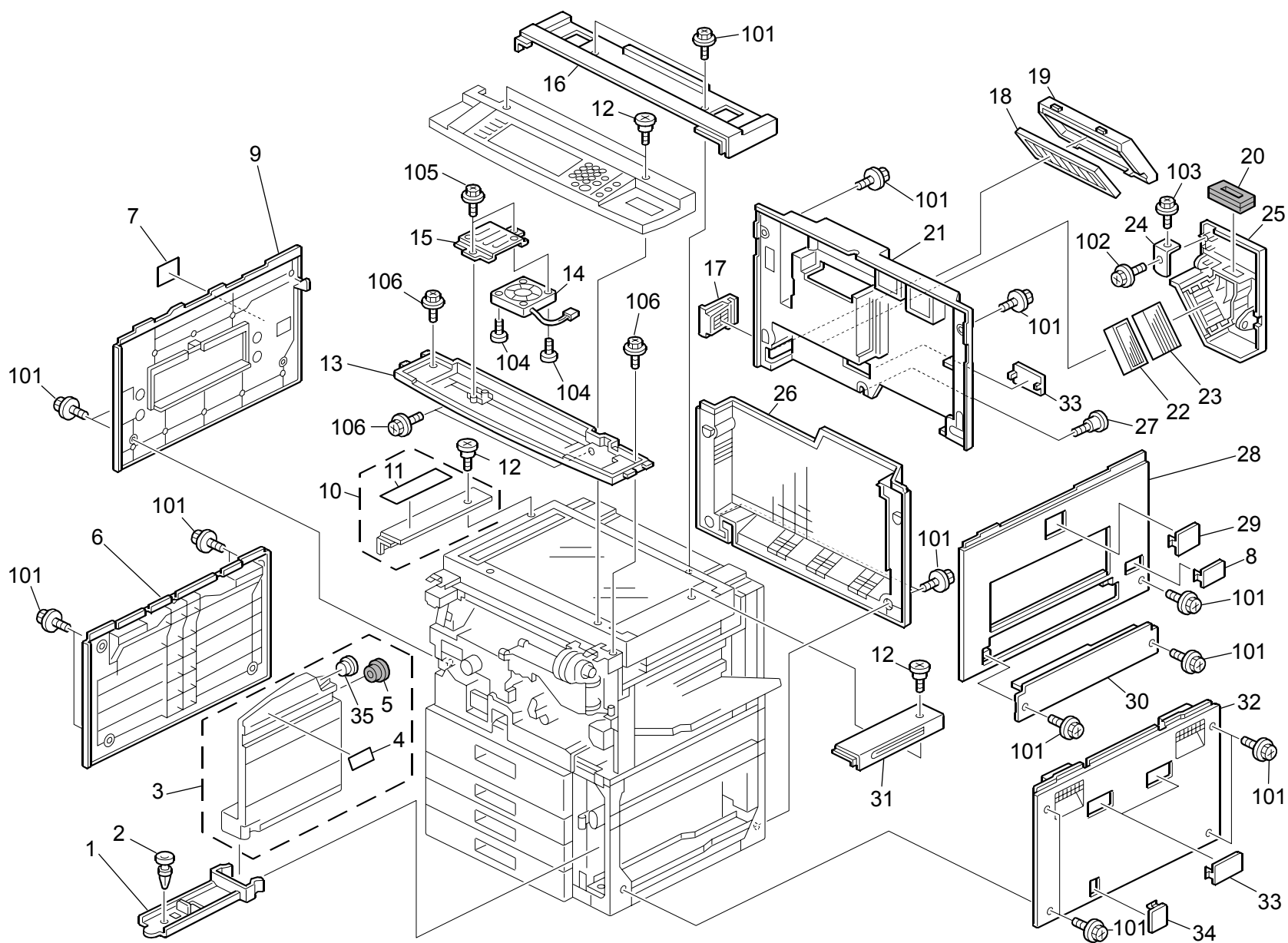
Index No.	Part No.	Description	Q'ty Per Assembly
39	B247 1441	Sheet:Data:Display:MT-C3:NA	1
39	B247 1471	Sheet:Data:Display:MT-C3:EU	1
40	B361 8533	Sheet:User Cautions:DHCP	1
41	G564 6077	Decal:Exposure Glass:5-Lang	1
42	B065 4276	Decal:D1/E1:Multi	1

Index No.	Part No.	Description	Q'ty Per Assembly
101	0450 3008N	Tapping Screw - M3x8	
102	0450 4010N	Tapping Screw:M4x10	
103	0354 0080N	Screw:M4x8	
104	0451 4008N	Tapping Screw:4x8	
105	0951 4008N	Screw:Polished Round:M4x8	
106	0951 4012N	Screw:Polished Round:M4x12	
107	1607 1092	Ferrite Core:RFC-10	
108	0454 4008Q	Tapping Screw - M4x8	

CÓPIA NÃO CONTROLADA

## 2.Exterior 2 (D052/D053/D054)

CÓPIA NÃO CONTROLADA



CÓPIA NÃO CONTROLADA



**2.Exterior 2 (D052/D053/D054)**

CÓPIA NÃO CONTROLADA

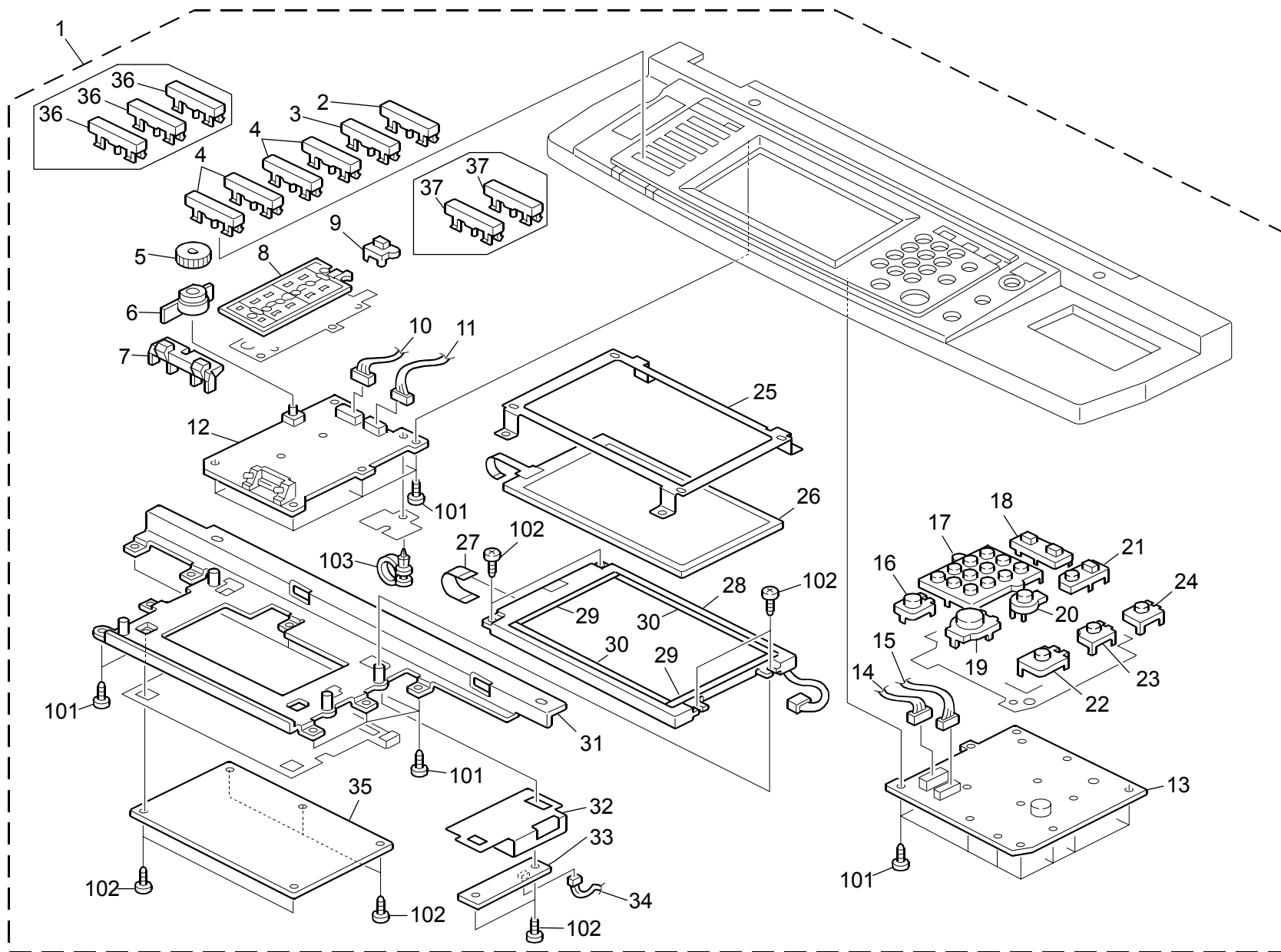
Index No.	Part No.	Description	Q'ty Per Assembly
1	B065 3689	Toner Collection Bottle Bracket	1
2	A096 3712	Ratch	1
3	B065 3690	Tank:Discharge Used Toner	1
4	AA00 0059	Caution Decal - English	1
5	A007 3751	Large Cap - Toner Collection Tank	1
6	B065 1334	Lower Left Cover	1
7	B065 4480	Decal - Cover	1
8	B065 1344	G4 Cap	1
9	B140 1304	Left Upper Cover	1
10	B065 1244	Upper Left Cover	1
11	B477 4391	Decal - Exposure Glass Cleaning	1
12	AA14 3559	Screw:M4:DIA5	4
13	B247 1312	Inner Cover - Operation Panel	1
14	AX64 0175	Fan Motor DC24V/1.44W	1
15	B065 1345	Fan Bracket	1
16	B065 1309	Upper Rear Cover	1
17	B247 1306	Capaciter Louver	1
18	AA01 2128	Machine Or Copier Filter	1
19	B247 1332	Louver Filter	1
20	B247 1354	Seal - Duct Cover	1
21	B246 1305	Cover:Rear Upper:NA	1
21	B247 1305	Cover - Rear Upper	1
22	B246 1234	Ozone Filter:Rear	1
23	B246 1233	Ozone Filter:Front	1
24	A293 1332	Duct Holder	1
25	B247 1237	Exhaust Duct Cover	1
26	B247 1308	Cover - Rear Lower	1
27	AA14 3801	Screw:M4:Exterior	1
28	B065 1302	Upper Right Cover	1
29	B065 1343	NCU Cap	1
30	B065 1303	LCT Cover	1
31	B065 1310	Upper Right Cover	1
32	B065 1333	Lower Right Cover	1
33	B065 1341	Connector Cap	3
34	B065 1342	Coupling Cap	1

Index No.	Part No.	Description	Q'ty Per Assembly
35	AA15 2315	Tank Seal	1
101	0451 4010N	Tapping Screw:4x10	
102	0450 3008N	Tapping Screw - M3x8	
103	0451 3012N	Tapping Screw:3x12	
104	0313 0100N	Pan Head Screw:M3x10	
105	0450 4008N	Tapping Screw - M4x8	
106	0451 4008N	Tapping Screw:4x8	

CÓPIA NÃO CONTROLADA

### 3.Operation Panel (D052/D053/D054)

CÓPIA NÃO CONTROLADA



CÓPIA NÃO CONTROLADA

### 3.Operation Panel (D052/D053/D054)

CÓPIA NÃO CONTROLADA

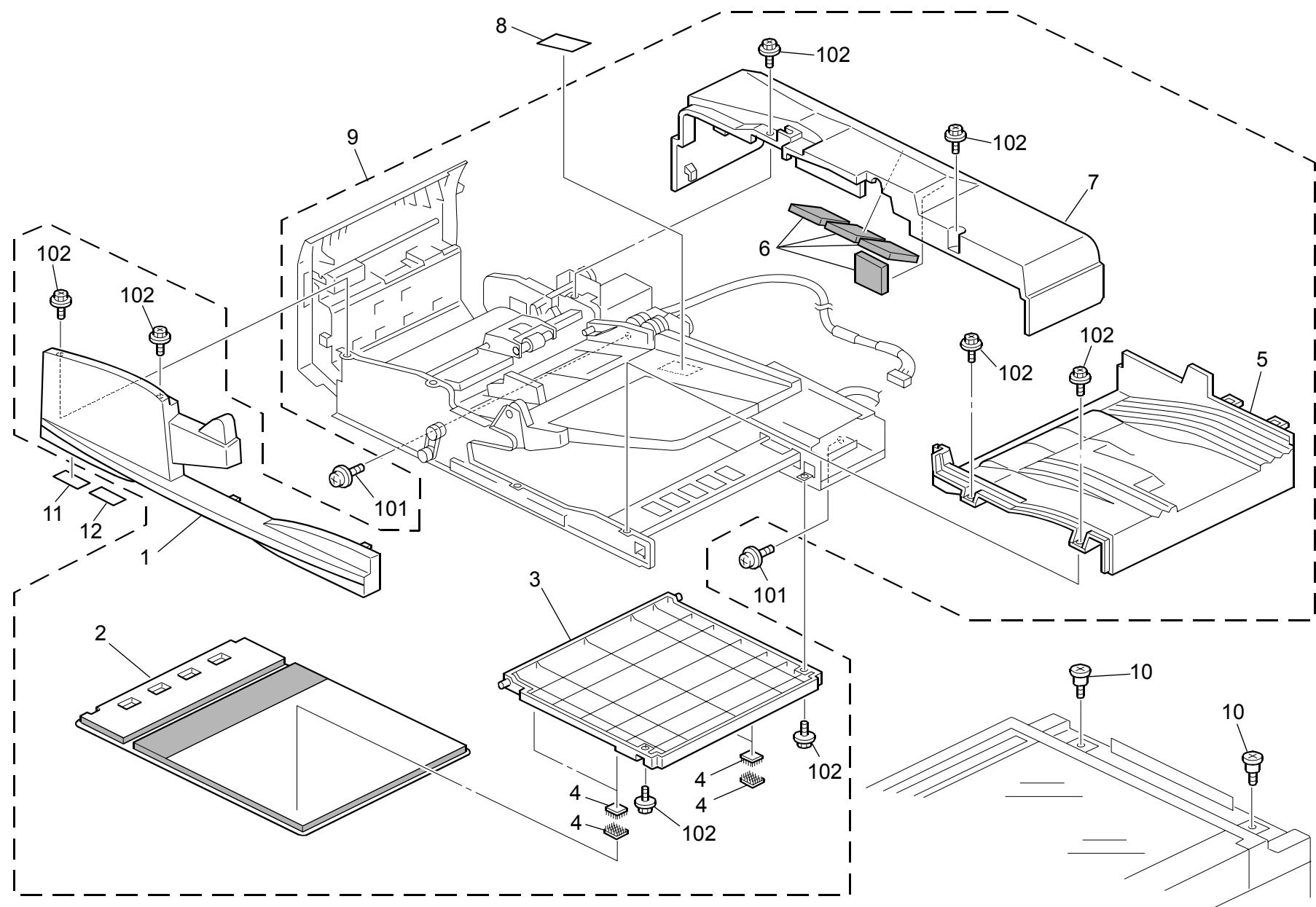
Index No.	Part No.	Description	Q'ty Per Assembly
1	B246 1404	Operation Sub-Unit:M-C3:Basic:NA:Ass'y	1
1	B246 1406	Operation Sub-Unit:Basic:EU	1
2	B223 1528	Keytop - Copy NA	1
2	B223 1534	Keytop:Copy:EU	1
3	B223 1529	Keytop - Doc NA	1
3	B223 1535	Keytop:Doc:EU	1
4	B223 1518	Keytop - Blank FB	4
5	B238 1521	Dial	1
6	B238 1522	Cover:Volume:Lower	1
7	B247 1431	Lens - Front	1
8	B238 1547	Spacer - Keytop	1
9	B238 1511	Keytop - Counter	1
10	D009 1482	Harness:OP-L:12	1
11	D009 1483	Harness:OP-L:13	1
12	B238 1475	PCB OP-L	1
13	B238 1470	PCB OP-R	1
14	B238 1481	Harness - OP-R 13p	1
15	B238 1480	Harness - OP-R 10p	1
16	B223 1520	Keytop - Clear/Stop	1
17	B223 1540	Keytop:10key:NA	1
17	B223 1521	Keytop:10key	1
17	B223 1541	Keytop - 10key AA	1
18	B238 1583	Keytop - Clear Modes	1
19	B238 1504	Keytop - Start	1
20	B238 1506	Keytop - Try Print	1
21	B238 1509	Keytop - Interrupt	1
22	B238 1552	Keytop - Kantan	1
23	B238 1550	Keytop - Login	1
24	B238 1549	Keytop - Power Source	1
25	B238 1557	Shadeing Plate - Touch Panel	1
26	B223 1488	Touch Panel - W-VGA M	1
27	B238 1487	Cable FFC LCD	1
28	B238 1485	LCD STN W-VGA	1
29	B238 1534	LCD Spacer A	2
30	B238 1535	LCD Spacer B	2

Index No.	Part No.	Description	Q'ty Per Assembly
31	B247 1475	Bracket:LCDC:M-C3:EU:Ass'y	1
32	B238 1533	Insulator	1
33	B238 1486	Invertor STN	1
34	B238 1484	Harness - Invertor	1
35	B247 1461	PCB:LCDC:NA	1
35	B247 1462	PCB:LCDC:EU	1
35	B246 1460	PCB:M-C3:LCDC:TWN/AA:Ass'y	1
36	B223 1533	Keytop:Function:NA (D052/D053/D054 Model 57)	1
36	B247 1447	Keytop:Printer:M-C3:NA (D052/D053/D054 Model 57)	1
36	B247 1448	Keytop:Scanner:M-C3:NA (D052/D053/D054 Model 57)	1
36	B247 1449	Keytop:Touroku:M-C3:NA (D052/D053/D054 Model 57)	1
37	B247 1457	Keytop:Printer:M-C3:EU (D052/D053/D054 Model 68/69)	1
37	B247 1458	Keytop:Scanner:M-C3:EU (D052/D053/D054 Model 68/69)	1
101	0450 3010N	Tapping Screw - M3x10	
102	0353 0060N	Bind Screw - M3x6	
103	1105 0032	Clamp	

CÓPIA NÃO CONTROLADA

4.DF Exterior (D052/D053/D054)

CÓPIA NÃO CONTROLADA



CÓPIA NÃO CONTROLADA

**4.DF Exterior (D052/D053/D054)**

CÓPIA NÃO CONTROLADA

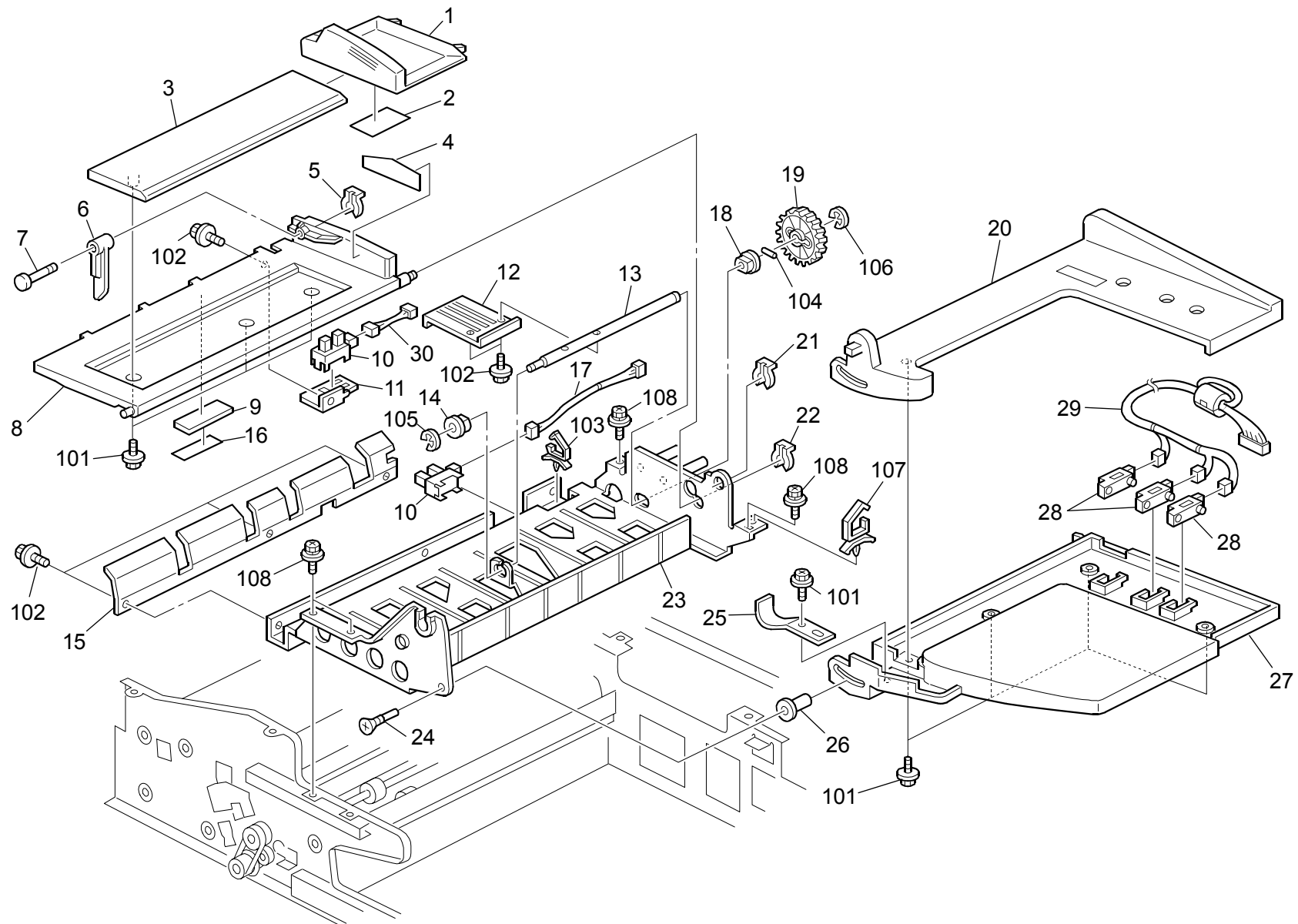
Index No.	Part No.	Description	Q'ty Per Assembly
1	B477 1891	Front Cover	1
2	B477 2721	Pressure Plate:Ass'y	1
3	B477 1922	Lower Cover	1
4	B477 2715	Pressure Plate Tape	4
5	B477 1861	Exit Cover	1
6	B477 4916	Sound Proofing Material:Cover:Rear	4
7	B477 1912	Rear Cover	1
8	B477 4431	Decal - Original Table	1
9	B247 7000	Sadf:DOM:Rohs:Ass'y	1
10	A859 7211	Stepped Screw	2
11	B477 4362	Decal - Misfeed Removal - Exit	1
12	B477 4381	Caution Decal -CIS	1

Index No.	Part No.	Description	Q'ty Per Assembly
101	0951 5010N	Screw:M5x10	
102	0451 3006N	Tapping Screw - 3x6	

CÓPIA NÃO CONTROLADA

## 5.DF Original Feed 1 (D052/D053/D054)

CÓPIA NÃO CONTROLADA



CÓPIA NÃO CONTROLADA

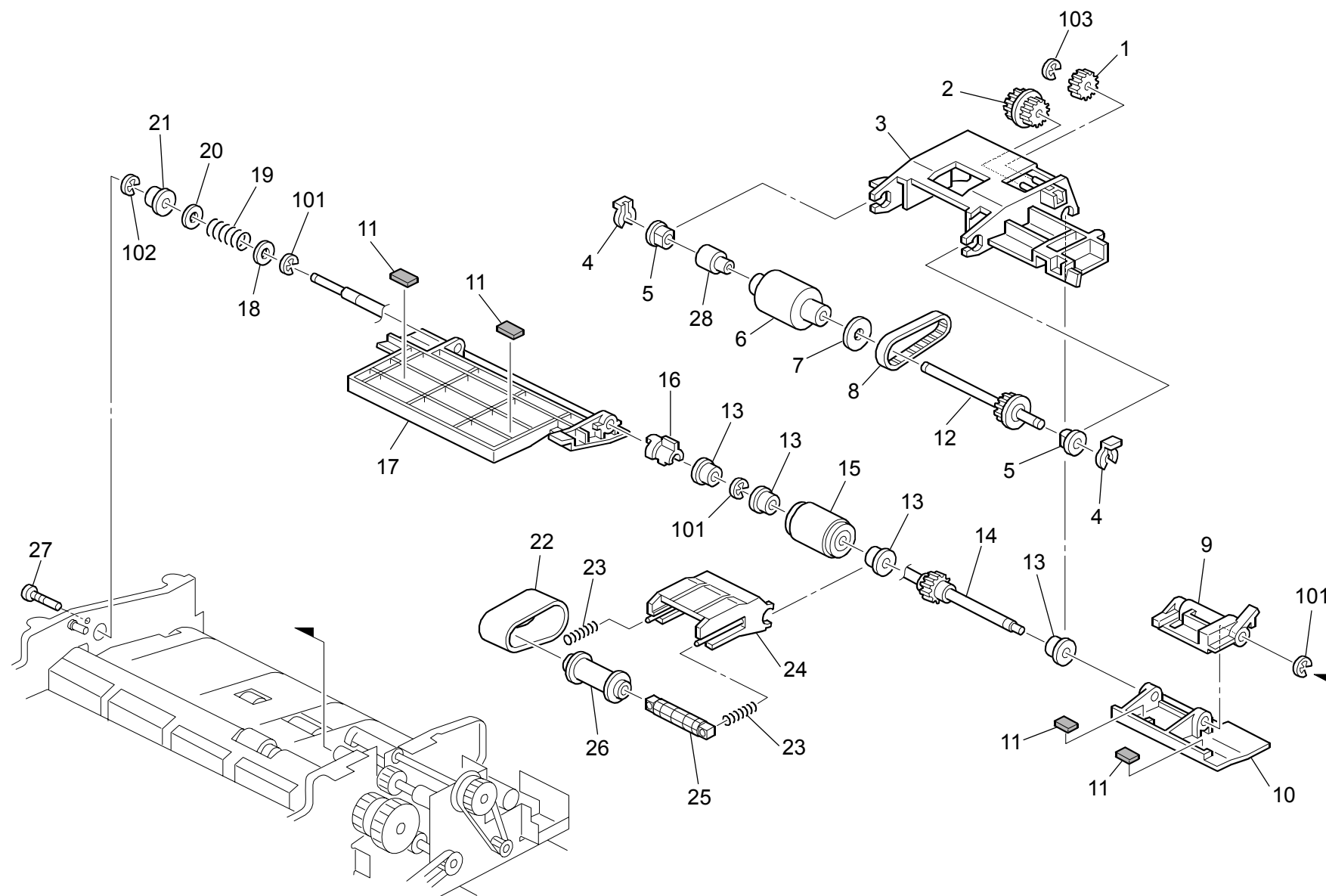
## 5.DF Original Feed 1 (D052/D053/D054)

CÓPIA NÃO CONTROLADA

Index No.	Part No.	Description	Q'ty Per Assembly
1	B477 2272	Table Side Fence	1
2	A376 4599	Side Fence Pad	1
3	G564 4151	Rail - Side Fence	1
4	B652 2354	Decal:Base:Original	1
5	5206 2686	Snap Ring	1
6	A806 1351	Original Sensor Feeler	1
7	B477 2286	Original Sensor Feeler Stud	1
8	B477 2256	Base:Original Table	1
9	B477 2263	Cushion	1
10	AW02 0156	Photointerruptor:EE-SX4235A-P2	2
11	B477 2281	Original Sensor Bracket	1
12	B477 2323	Base Lift Lever	1
13	B477 2322	Base Lift Shaft	1
14	5053 0447	Bushing - 6mm	1
15	A806 1335	Original Table Guide Plate	1
16	B477 2264	Base Cushion Sheet	1
17	B477 5743	Harness:Connecting:Sensor:Original	1
18	5053 0223	Bushing - 8mm	1
19	A806 2281	Gear - Z47	1
20	B477 1738	Original Table:Face Front:Printing	1
21	5215 2621	Snap Ring - M6	1
22	5447 2681	Snap Ring	1
23	B477 2290	Stay:Original Table:Ass'y	1
24	AA14 3789	Shaft:Cleaner	1
25	B477 1765	Spring Plate - Original Table Stopp	1
26	B477 1761	Original Table Stopper	1
27	B477 1759	Original Table:Behind	1
28	AW01 0112	Photo Refiection Sensor:Original Table	3
29	B477 5631	Original Table Harness	1
30	B477 5744	Harness:Connecting:Sensor:Base	1

Index No.	Part No.	Description	Q'ty Per Assembly
101	0450 3008N	Tapping Screw - M3x8	
102	0451 3006N	Tapping Screw - 3x6	
103	1105 0511	Harness Clamp - LWS-0306ZC	
104	0632 0140G	Parallel Pin	
105	0720 0040E	Retaining Ring - M4	
106	0720 0060E	Retaining Ring - M6	
107	1105 0514	Edge Saddle - EDS-0607L	
108	0802 5299	Tapping Screw - M3x8	

CÓPIA NÃO CONTROLADA





**6.DF Original Feed 2 (D052/D053/D054)**

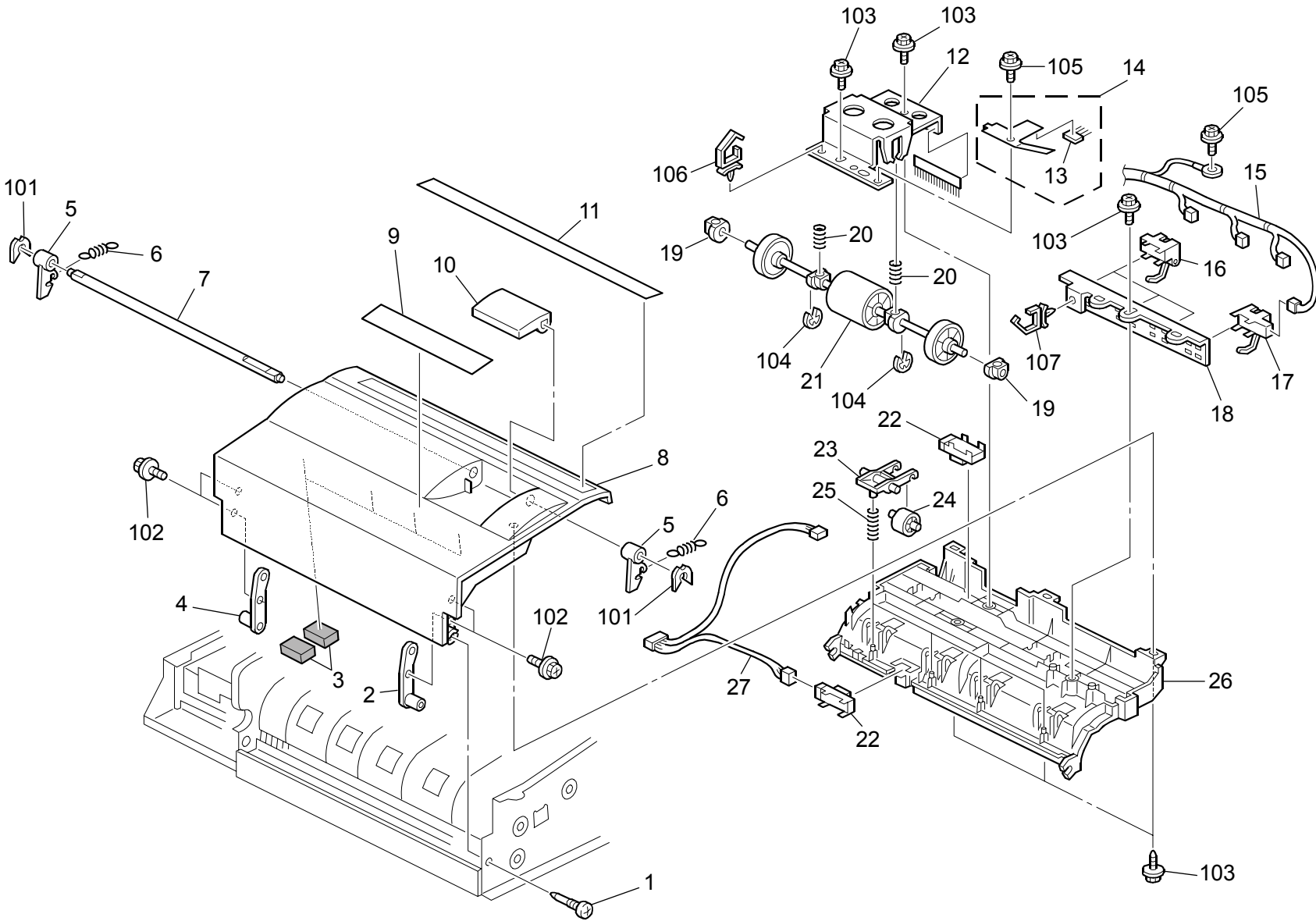
CÓPIA NÃO CONTROLADA

Index No.	Part No.	Description	Q'ty Per Assembly
1	A806 2271	Gear - Z18	1
2	A806 2151	Timing Pulley - T19/Z23 S2M/M0.6	1
3	B477 2222	Pick-up Roller Bracket	1
4	5447 2681	Snap Ring	2
5	5053 0447	Bushing - 6mm	2
6	B477 2225	Pick-up Roller	1
7	AA13 2171	Spacer - 6x20x1	1
8	AA04 3335	Timing Belt:40S2M148	1
9	B477 2231	Pick-up Roller Lever	1
10	B477 2182	Rear Entrance Guide	1
11	A806 1163	Guide Plate Cushion	4
12	A806 2153	Timing Pulley - T27 S2M	1
13	A628 1225	Bushing - 8mm	4
14	B477 2191	Separation Shaft	1
15	A806 1293	Feed Belt Drive Roller	1
16	A680 1621	Feed-in Unit Stopper	1
17	B477 2172	Front Entrance Guide	1
18	AA13 2013	Spacer	1
19	AA06 3435	Compression Spring:Paper Feed:Joint	1
20	A418 1158	Spacer - M6.5x1	1
21	B301 1286	Bushing - 6x10x6	1
22	A806 1295	Feed Belt	1
23	A806 4261	Spring Belt Guide Roller	2
24	A806 1292	Feed Belt Bracket	1
25	A806 1298	Transport Belt Roller Shaft	1
26	A806 1294	Feed Belt Driven Roller	1
27	AA14 3788	Pin:Guide Plate:Paper Feed	1
28	B477 2227	Pickup Roller:Coupling	1

Index No.	Part No.	Description	Q'ty Per Assembly
101	0720 0060E	Retaining Ring - M6	
102	0720 0040E	Retaining Ring - M4	
103	0720 0030E	Retaining Ring - M3	

CÓPIA NÃO CONTROLADA

**7.DF Original Transfer 1 (D052/D053/D054) CÓPIA NÃO CONTROLADA**



CÓPIA NÃO CONTROLADA

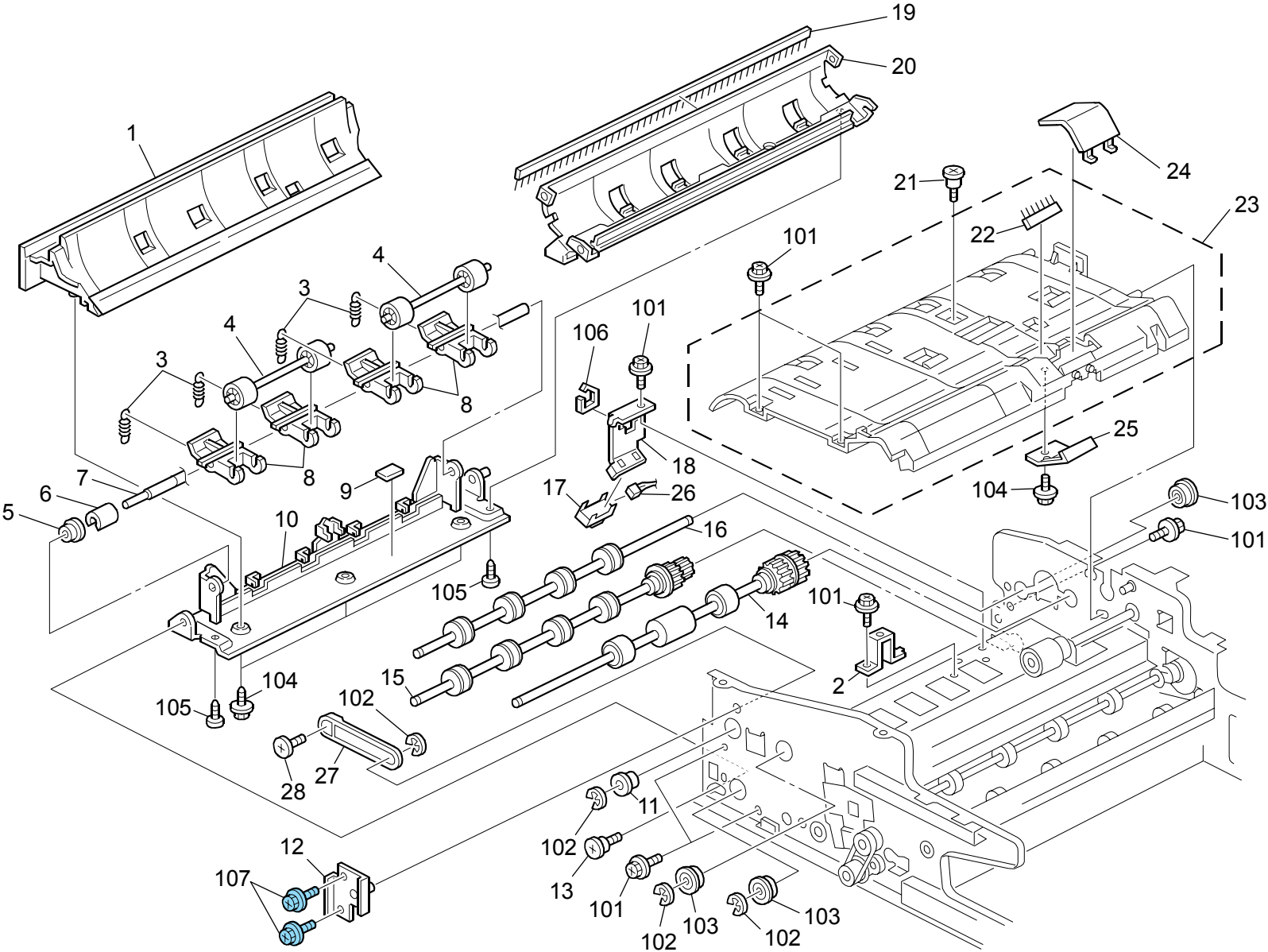
## 7.DF Original Transfer 1 (D052/D053/D054) CÓPIA NÃO CONTROLADA

Index No.	Part No.	Description	Q'ty Per Assembly
1	AA14 3788	Pin:Guide Plate:Paper Feed	1
2	B477 1841	Front Cover Bracket	1
3	B477 4915	Sound Proofing Material:Cover:Paper Feed	8
4	B477 1851	Rear Cover Bracket	1
5	B477 1825	Paper Feed Release Lever	2
6	B477 4117	Spring	2
7	B477 1831	Grip Shaft	1
8	B477 1791	Paper Feed Cover	1
9	B477 4352	Decal - Misfeed Removal	1
10	B477 1821	Paper Feed Cover Grip	1
11	B652 1807	Decal:Size:Original	1
12	B477 2361	Pull Out Roller Bracket	1
13	A697 2131	Anistatic Brush	1
14	B477 2391	Paper Feed Grounding Plate	1
15	B477 5651	Paper Size Relay Harness	1
16	AW02 0155	Photointerruptor:Paper Size Sensor	3
17	AW02 0154	Photointerruptor:Entrance	1
18	B477 2382	Paper Size Sensor Bracket	1
19	AA08 0037	Bushing - 6mm	2
20	B477 4111	Spring	2
21	B477 2351	Driven Pull Out Roller	1
22	AW01 0117	Paper Feed Sensor	2
23	B477 2373	Relay Roller Arm	4
24	B477 2372	Driven Paper Feed Roller	4
25	B477 4113	Spring	4
26	B477 2342	Guide:Paper Feed:Upper	1
27	B477 5671	Registration Relay Harness	1

Index No.	Part No.	Description	Q'ty Per Assembly
101	0805 0089	Retaining Ring - M4	
102	0451 3008N	Tapping Screw - M3x8	
103	0450 3008N	Tapping Screw - M3x8	
104	0720 0040E	Retaining Ring - M4	
105	0451 3006N	Tapping Screw - 3x6	
106	1105 0310	Harness Clamp - LWS-1S	
107	1105 0511	Harness Clamp - LWS-0306ZC	

CÓPIA NÃO CONTROLADA

8.DF Original Transfer 2 (D052/D053/D054) CÓPIA NÃO CONTROLADA



CÓPIA NÃO CONTROLADA

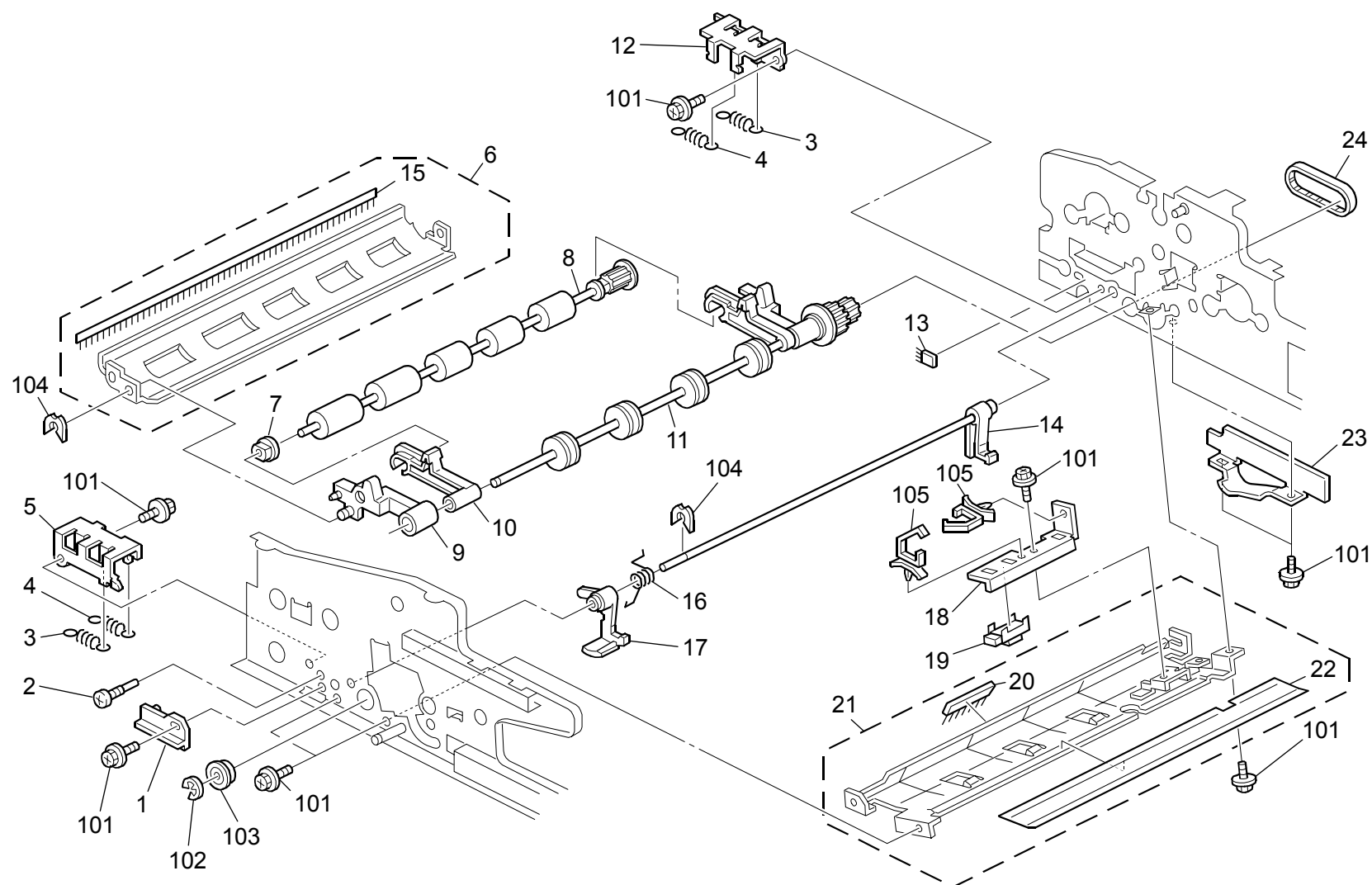
## 8.DF Original Transfer 2 (D052/D053/D054) CÓPIA NÃO CONTROLADA

Index No.	Part No.	Description	Q'ty Per Assembly
1	B477 2581	Entrance Scanning Guide	1
2	B477 2145	Guide Bracket	1
3	B477 4115	Spring	4
4	B477 2577	Driven Entrance Scanning Roller	2
5	5324 1658	Bushing- 4x8x4.5mm	1
6	A374 2181	Spacer	1
7	B477 2575	Entrance Scanning Roller Shaft	1
8	B477 2574	Arm:Roller:Scanning:Entrance	4
9	A422 1063	Seal - 0.7x13x20	1
10	B477 2561	Entrance Scanning Base	1
11	AA08 2141	Bushing - 16x18x5	1
12	B652 1817	Bracket:Link:Cover:Paper Feed:Peen	1
13	AA14 3791	Screw:Safety	1
14	B477 2111	Pull Out Roller	1
15	B652 2411	Roller:Scanning:Entrance:Drive	1
16	B477 2121	Drive Relay Roller	1
17	AW01 0117	Paper Feed Sensor	1
18	B477 2665	Registration Sensor Bracket	1
19	B477 2474	Discharge Brush	1
20	B652 2471	Guide Plate:Scanning:Entrance	1
21	5206 2684	Shoulder Screw - M3	1
22	B477 2146	Discharge Brush:Separation:Lower	1
23	B477 2141	Lower Paper Feed Guide	1
24	B477 2151	Separation Cap	1
25	B477 2161	Lower Grounding Plate	1
26	B477 5681	Registration Sensor Relay Harness	1
27	B652 1816	Link:Stopper:Cover:Paper Feed	1
28	AA14 3846	Tapping Screw:M3x6	1

Index No.	Part No.	Description	Q'ty Per Assembly
101	0451 3006N	Tapping Screw - 3x6	
102	0720 0060E	Retaining Ring - M6	
103	0742 3808	Ball Bearing - 8x16x5	
104	0450 3008N	Tapping Screw - M3x8	
105	0453 3006N	Tapping Screw - M3x6	
106	1105 0514	Edge Saddle - EDS-0607L	
107	0454 3006Q	Tapping Screw - M3x6	

CÓPIA NÃO CONTROLADA

## 9.DF Original Transfer 3 (D052/D053/D054) CÓPIA NÃO CONTROLADA



CÓPIA NÃO CONTROLADA

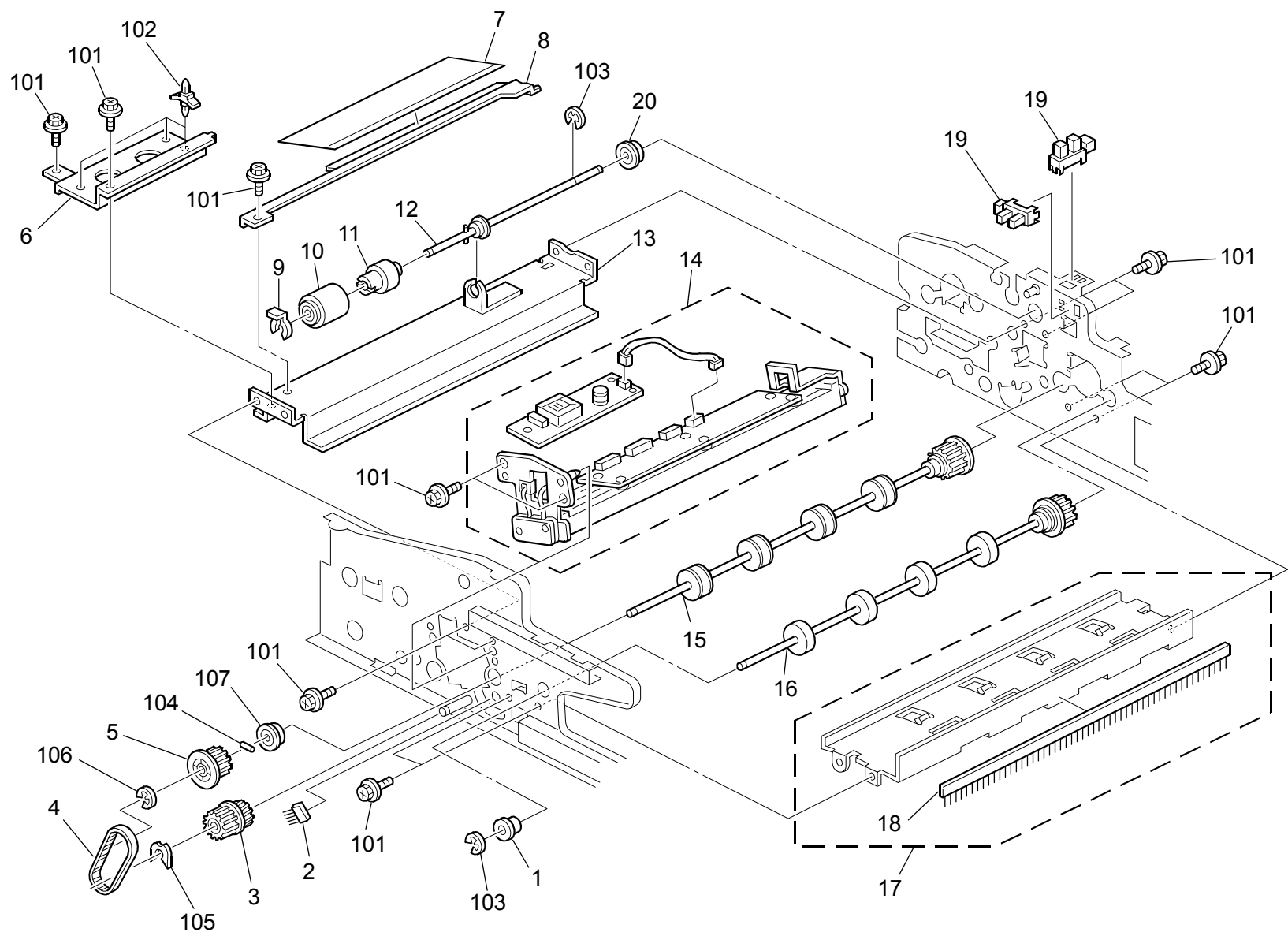
## 9.DF Original Transfer 3 (D052/D053/D054) CÓPIA NÃO CONTROLADA

Index No.	Part No.	Description	Q'ty Per Assembly
1	B477 1191	Front Left Stopper	1
2	AA14 3789	Shaft:Cleaner	1
3	B477 4121	Spring	2
4	B477 4123	Spring	2
5	B477 1131	Front Scanning Bracket	1
6	B477 2517	Scanning Guide Plate	1
7	5053 0447	Bushing - 6mm	1
8	B477 2511	Scanning Roller	1
9	B477 2431	Front Scanning Arm	1
10	B477 2425	Front Scanning Roller Arm	1
11	B477 2421	Drive Scanning Roller	1
12	B477 1141	Rear Scanning Bracket	1
13	B477 2882	Discharge Brush:Guide Plate	1
14	B477 2451	Rear Lever Shaft - Misffed Removal	1
15	B477 2518	Discharge Brush	1
16	B477 4125	Spring	1
17	B477 2455	Front Lock Hook - CIS	1
18	B477 2495	Paper Feed Sensor Bracket	1
19	AW01 0117	Paper Feed Sensor	1
20	B477 2491	Anti-Static Brush	1
21	B477 2480	Upper Exit Scanning Guide Plate	1
22	B477 2487	Upper Exit Scanning Sheet	1
23	B477 2521	Scanning Roller Cover	1
24	AA04 3333	Timing Belt:60S2M168	1

Index No.	Part No.	Description	Q'ty Per Assembly
101	0451 3006N	Tapping Screw - 3x6	
102	0720 0060E	Retaining Ring - M6	
103	0742 3808	Ball Bearing - 8x16x5	
104	0805 0089	Retaining Ring - M4	
105	1105 0511	Harness Clamp - LWS-0306ZC	

CÓPIA NÃO CONTROLADA

10.DF Original Transfer 4 (D052/D053/D054)CÓPIA NÃO CONTROLADA



CÓPIA NÃO CONTROLADA



# 10.DF Original Transfer 4 (D052/D053/D054)CÓPIA NÃO CONTROLADA

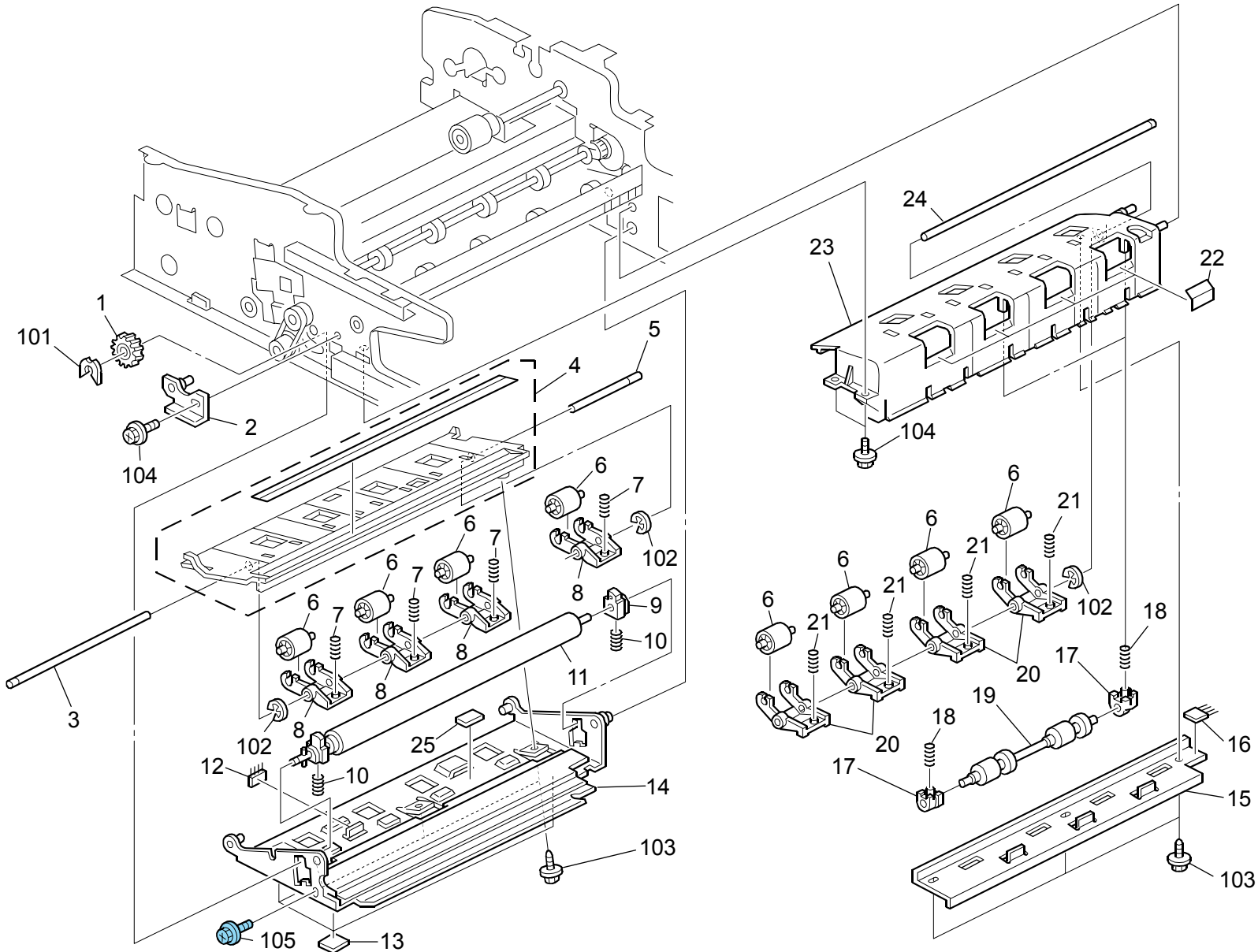
Index No.	Part No.	Description	Q'ty Per Assembly
1	A422 1078	Bushing - 6x12x4mm	1
2	B477 2622	Discharge Brush:L11	1
3	B477 3245	Pulley	1
4	AA04 3334	Timing Belt:40S2M174	1
5	B477 3243	Pulley	1
6	B477 3933	Cis Invertor Bracket	1
7	B477 2683	Cis Sheet	1
8	B477 2682	Cis Sheet Bracket	1
9	5447 2681	Snap Ring	1
10	A859 2241	Reverse Roller	1
11	A294 6700	Torque Limiter - 53mnm	1
12	B477 3131	Reverse Roller Shaft	1
13	B477 2131	Inverter Roller Stay	1
14	B477 5860	Contact Image Sensor:600DPI:Ass'y	1
15	B477 2441	Exit Cis Roller	1
16	B477 2811	Drive Exit Roller	1
17	B477 2820	Upper Exit Guide Plate	1
18	B477 2826	Discharge Brush:Exit	1
19	AW02 0141	Photointerruptor	2
20	A859 2230	Ball Bearing - 6x13x5	1

Index No.	Part No.	Description	Q'ty Per Assembly
101	0451 3006N	Tapping Screw - 3x6	
102	1105 0192	Locking Support	
103	0720 0040E	Retaining Ring - M4	
104	0632 0120G	Parallel Pin - 2x12	
105	0805 0089	Retaining Ring - M4	
106	0720 0060E	Retaining Ring - M6	
107	0742 3808	Ball Bearing - 8x16x5	

CÓPIA NÃO CONTROLADA

### 11.DF Original Exit (D052/D053/D054)

CÓPIA NÃO CONTROLADA



CÓPIA NÃO CONTROLADA

# 11.DF Original Exit (D052/D053/D054)

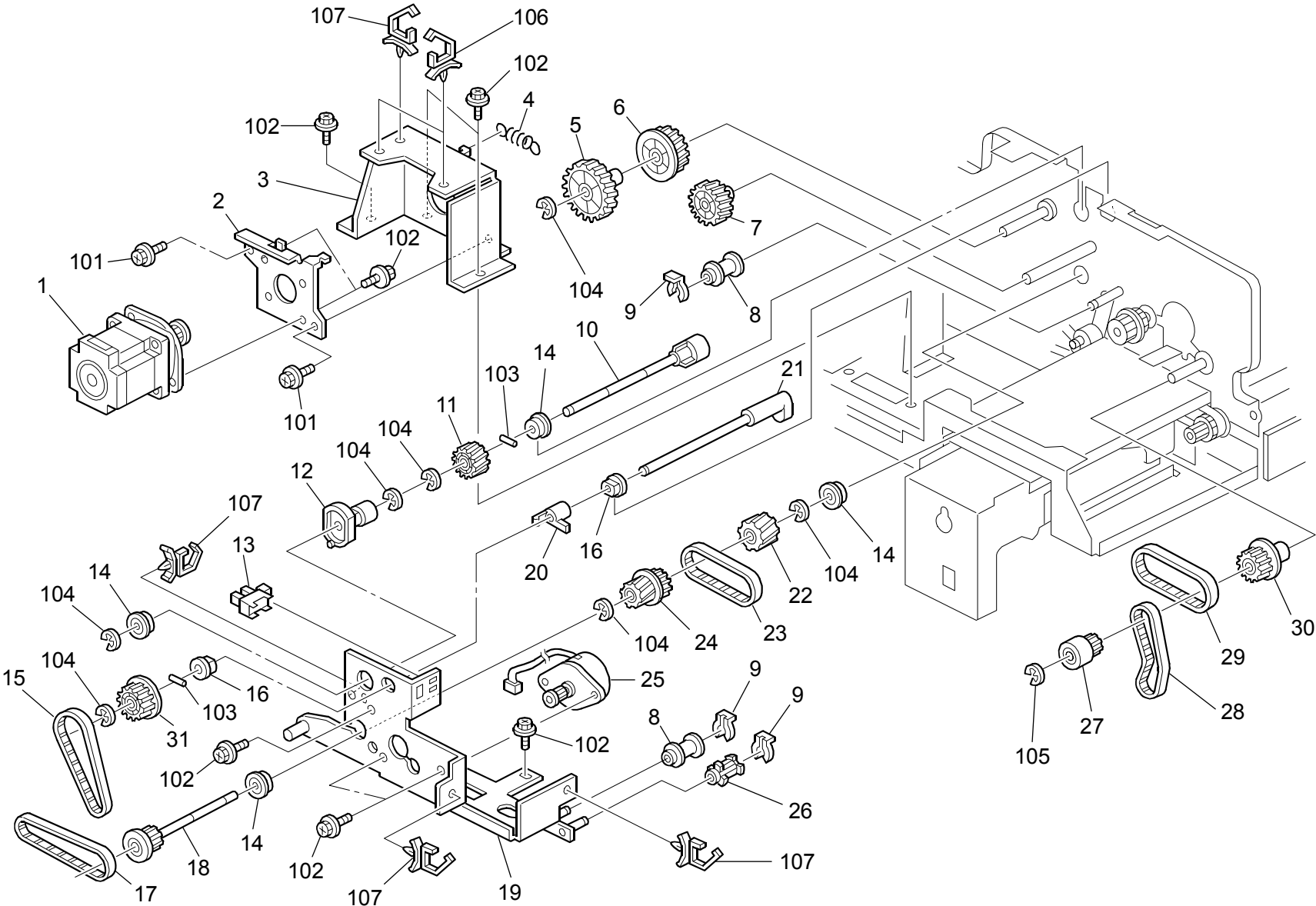
CÓPIA NÃO CONTROLADA

Index No.	Part No.	Description	Q'ty Per Assembly
1	B477 3241	Gear - 21Z	1
2	B477 2661	Back Scanning Positioning Pin	1
3	B477 2641	Long Arm Shaft	1
4	B477 2631	Lower Exit Guide Plate	1
5	B477 2645	Short Arm Shaft	1
6	B477 2636	Driven Exit Scanning Roller	8
7	B477 4127	Exit Arm Spring	4
8	B477 2637	Driven Exit Arm	4
9	B477 2653	Bushing - 6mm	1
10	B477 4129	Spring - 12N	2
11	B477 2651	Back Scanning Roller	1
12	B477 2622	Discharge Brush:L11	1
13	B477 2715	Pressure Plate Tape	4
14	B477 2611	Lower Exit	1
15	B477 2881	Guide Plate Bracket	1
16	B477 2882	Discharge Brush:Guide Plate	1
17	A859 4836	Bushing- Exit Driven Roller	2
18	B477 4131	Spring	2
19	B477 2861	Driven Exit Roller	1
20	B477 2872	Exit Arm	4
21	B477 4132	Spring	4
22	B477 2851	Lower Exit Guide Plate Sheet	4
23	B477 2841	Lower Exit Guide	1
24	B477 2875	Exit Shaft	1
25	A422 1063	Seal - 0.7x13x20	1

Index No.	Part No.	Description	Q'ty Per Assembly
101	0805 0089	Retaining Ring - M4	
102	0720 0030E	Retaining Ring - M3	
103	0450 3008N	Tapping Screw - M3x8	
104	0451 3006N	Tapping Screw - 3x6	
105	0454 3006Q	Tapping Screw - M3x6	

CÓPIA NÃO CONTROLADA

12.DF Drive/Electrical 1 (D052/D053/D054) C  PIA N  O CONTROLADA



C  PIA N  O CONTROLADA

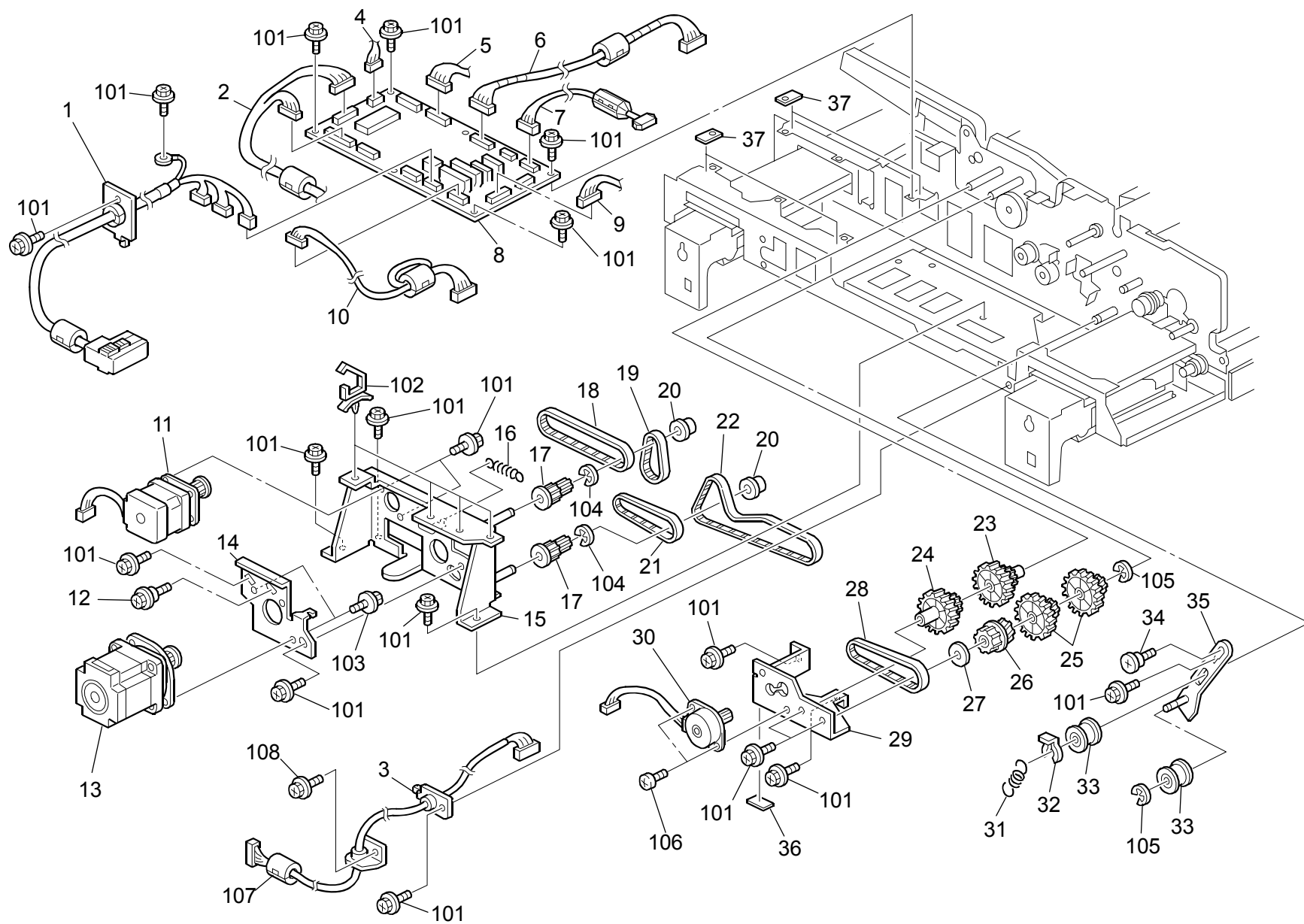
## 12.DF Drive/Electrical 1 (D052/D053/D054) CÓPIA NÃO CONTROLADA

Index No.	Part No.	Description	Q'ty Per Assembly
1	B477 3711	Paper Feed Motor - DC 7.4W	1
2	B477 3115	Paper Feed Motor Stay	1
3	B477 3111	Paper Feed Motor Bracket	1
4	AA06 0842	Tension Spring	1
5	B477 3163	Gear - 50Z	1
6	B477 3161	Gear - 37Z	1
7	B477 3151	Gear - 31Z	1
8	A548 2139	Pulley	2
9	5447 2681	Snap Ring	3
10	B477 3124	Shaft:Separation:Drive	1
11	B477 3123	Gear - 24Z	1
12	B477 2244	Stopper:Shaft:Separation	1
13	AW02 0141	Photointerruptor	1
14	A859 2230	Ball Bearing - 6x13x5	4
15	B652 1773	Timing Belt:B40S2M178	1
16	5053 0447	Bushing - 6mm	2
17	B652 1613	Timing Belt:B60S2M212	1
18	B477 3145	Pulley	1
19	B477 3181	Paper Feed Drive Bracket	1
20	A680 2262	Feeler - Pick-up Roller Cam	1
21	B477 3251	Pick-up Roller Cam	1
22	B477 3141	Gear - 23Z	1
23	B652 1643	Timing Belt:B40S3M186	1
24	B477 3143	Gear - 20Z	1
25	AX04 0139	Stepper Motor:MM42:0.95A:9.5V	1
26	B477 3177	Pulley	1
27	B477 3173	Pulley	1
28	B652 1674	Timing Belt:B40S2M170	1
29	B652 1673	Timing Belt:B40S3M180	1
30	B477 3171	Pulley	1
31	B301 2141	Pulley - 39Z	1

Index No.	Part No.	Description	Q'ty Per Assembly
101	0451 4006N	Tapping Screw - 4x6	
102	0451 3006N	Tapping Screw - 3x6	
103	0632 0120G	Parallel Pin - 2x12	
104	0720 0040E	Retaining Ring - M4	
105	0720 0060E	Retaining Ring - M6	
106	1105 0310	Harness Clamp - LWS-1S	
107	1105 0511	Harness Clamp - LWS-0306ZC	

CÓPIA NÃO CONTROLADA

**13.DF Drive/Electrical 2 (D052/D053/D054)** CÓPIA NÃO CONTROLADA



CÓPIA NÃO CONTROLADA

**13.DF Drive/Electrical 2 (D052/D053/D054) CÓPIA NÃO CONTROLADA**

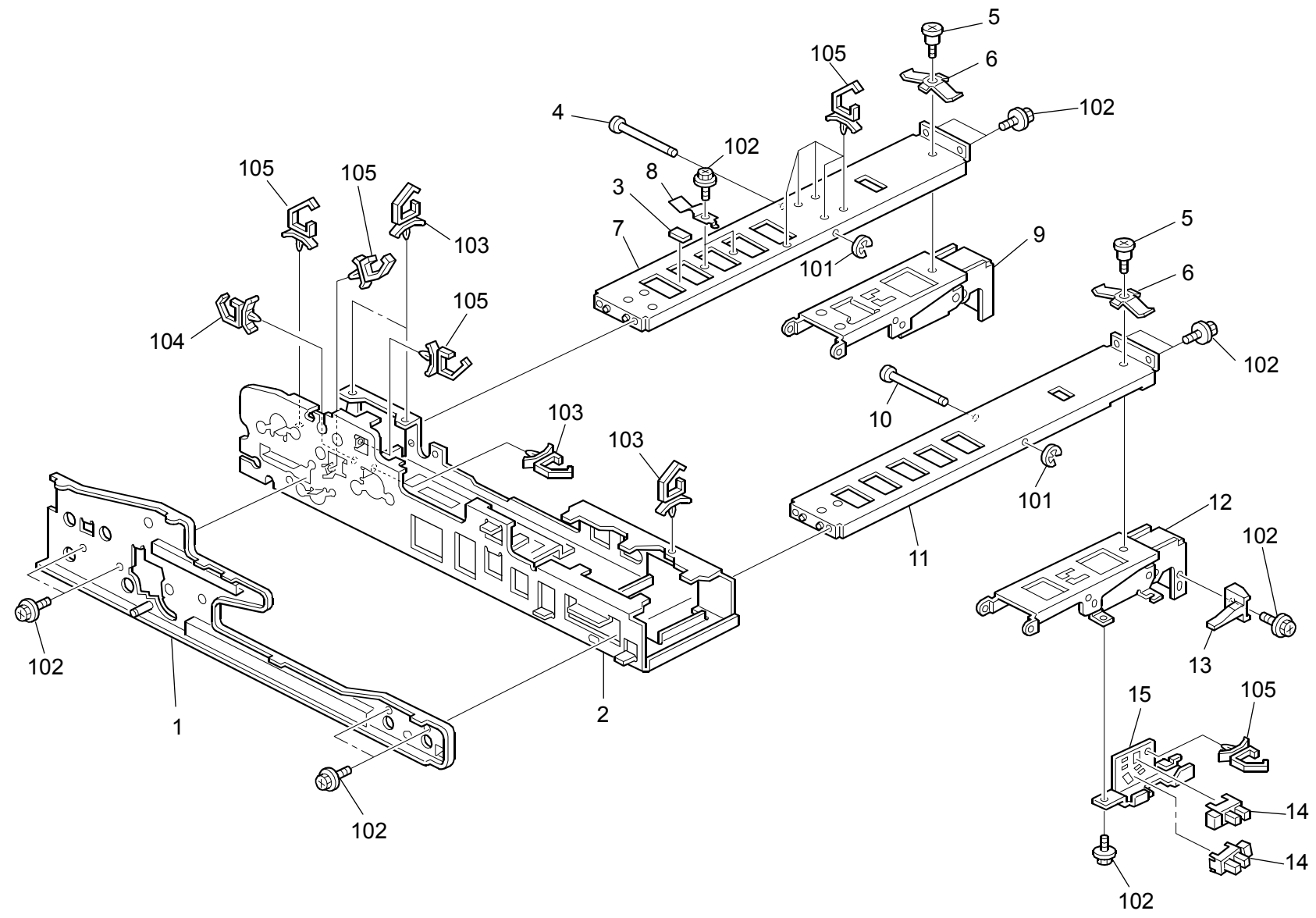
Index No.	Part No.	Description	Q'ty Per Assembly
1	B477 5751	Interface Harness	1
2	B477 5602	Harness:Registration Sensor:Unit	1
3	B477 5765	Harness:Cis:LVDS	1
4	B477 5611	Detection Sensor Harness	1
5	B477 5625	Harness:Sensor:Original Sensor	1
6	B477 5736	Harness:ADF-CIS:Control - DC	1
7	B477 5711	Pick-up Motor Harness	1
8	B477 5585	PCB:ADF:Ass'y	1
9	B477 5691	Paper Feed Motor Harness	1
10	B477 5721	Cis Harness	1
11	B477 3731	Exit Motor - DC 3.9W	1
12	AA14 3790	Screw:Contact Point	1
13	B477 3721	Scanning Motor- DC 7.4W	1
14	B477 3215	Scanning Motor Stay	1
15	B477 3211	Scanning Motor Bracket	1
16	AA06 0991	Tension Spring:Tension:Transport	1
17	B477 3217	Pulley	2
18	AA04 3330	Timing Belt:60S2M296	1
19	AA04 3331	Timing Belt:60S3M114	1
20	5936 2321	Rubber Bushing - Vibration Damper	2
21	AA04 3329	Timing Belt:80S2M166	1
22	AA04 3332	Timing Belt:80S3M516	1
23	A806 2285	Gear - Z20/Z47	1
24	A806 2287	Gear - Z20/Z47	1
25	A806 2283	Gear - Z20/Z47	2
26	A806 2161	Timing Pulley - T30/Z20 S2M/M0.8	1
27	AA13 2152	Spacer - 8x20x1	1
28	B652 2347	Timing Belt:B40S2M158	1
29	B477 2334	Bracket:Motor:Base	1
30	B652 2911	Stepper Motor:Base:Rise:Ass'y	1
31	B477 4141	Spring - 12.6N	1
32	5215 2621	Snap Ring - M6	1
33	B477 3175	Pulley	2
34	AA14 3791	Screw:Safety	1
35	B477 3236	Tension:Peen	1

Index No.	Part No.	Description	Q'ty Per Assembly
36	B477 2333	Motor Bracket Cushion	1
37	B477 5521	Spacer:PCB	4
101	0451 3006N	Tapping Screw - 3x6	
102	1105 0488	Harness Clamp	
103	0451 4006N	Tapping Screw - 4x6	
104	0720 0040E	Retaining Ring - M4	
105	0720 0060E	Retaining Ring - M6	
106	0353 0050N	Screw-M3x5	
107	1607 0623	Ferrite Core - TFC-16-8-13	
108	0451 4008N	Tapping Screw:4x8	

CÓPIA NÃO CONTROLADA

14.DF Frame Section (D052/D053/D054)

CÓPIA NÃO CONTROLADA



CÓPIA NÃO CONTROLADA



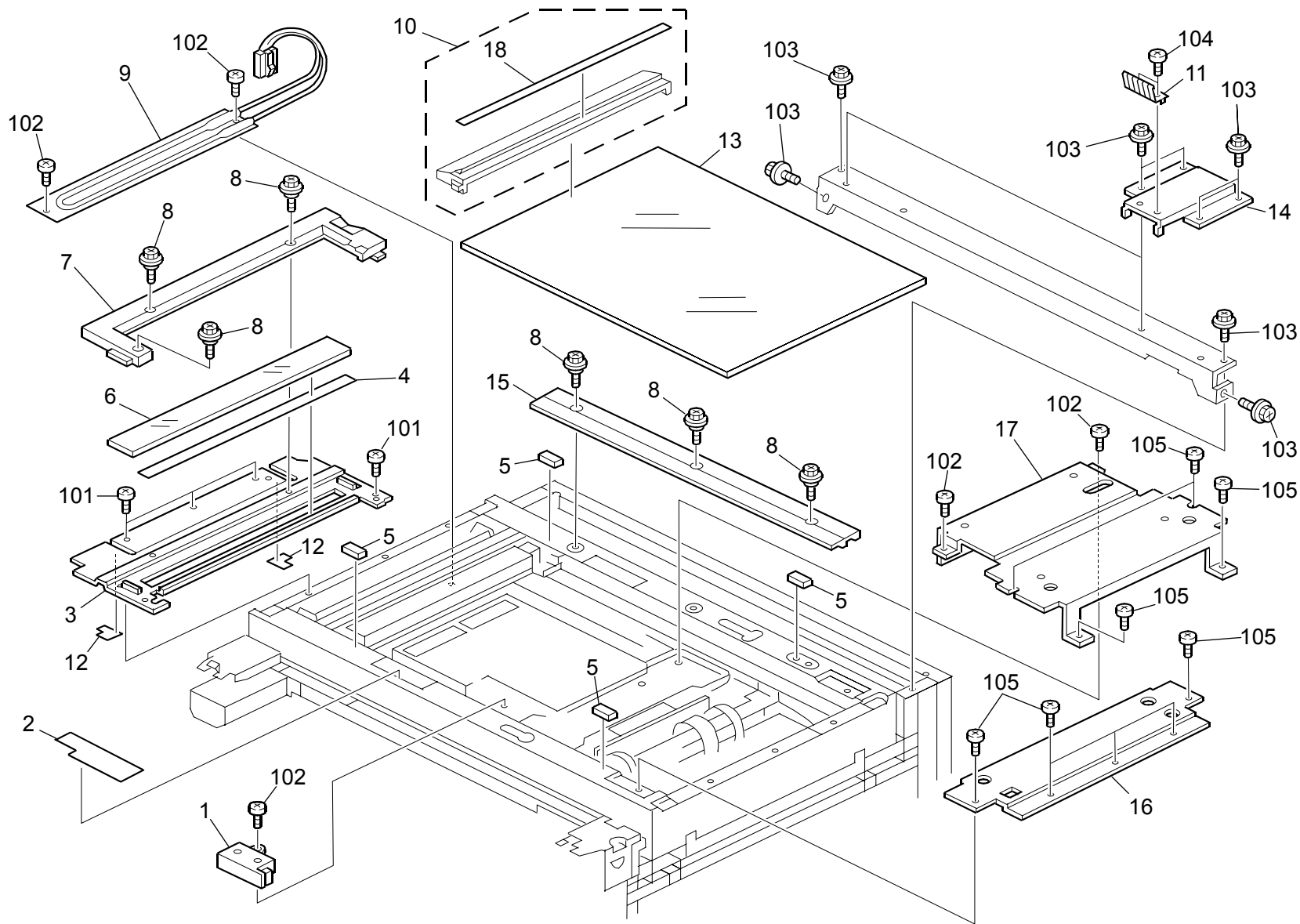
**14.DF Frame Section (D052/D053/D054)**

CÓPIA NÃO CONTROLADA

Index No.	Part No.	Description	Q'ty Per Assembly
1	B477 1111	Front Side Plate	1
2	B477 1121	Rear Side Plate	1
3	B477 2333	Motor Bracket Cushion	1
4	B477 1171	Arm Shaft	1
5	AA14 3832	Release Spring Holder	2
6	B301 1136	Spring Plate - 0.4mm	2
7	B477 1152	Stay:Frame:Left	1
8	B477 4921	Clamp	2
9	B477 1561	Hinge:Left:Ass'y	1
10	A806 1135	Contact Point Shaft	1
11	B477 1161	Right Frame Stay	1
12	B477 1571	Hinge:Right:Ass'y	1
13	B477 1185	Sensor Feeler	1
14	AW02 0141	Photointerruptor	2
15	B477 1181	Sensor Bracket	1

Index No.	Part No.	Description	Q'ty Per Assembly
101	0720 0030E	Retaining Ring - M3	
102	0451 3006N	Tapping Screw - 3x6	
103	1105 0310	Harness Clamp - LWS-1S	
104	1105 0290	Harness Clamp - Horizontal	
105	1105 0511	Harness Clamp - LWS-0306ZC	

CÓPIA NÃO CONTROLADA



# 15.Optics Section 1 (D052/D053/D054)

CÓPIA NÃO CONTROLADA

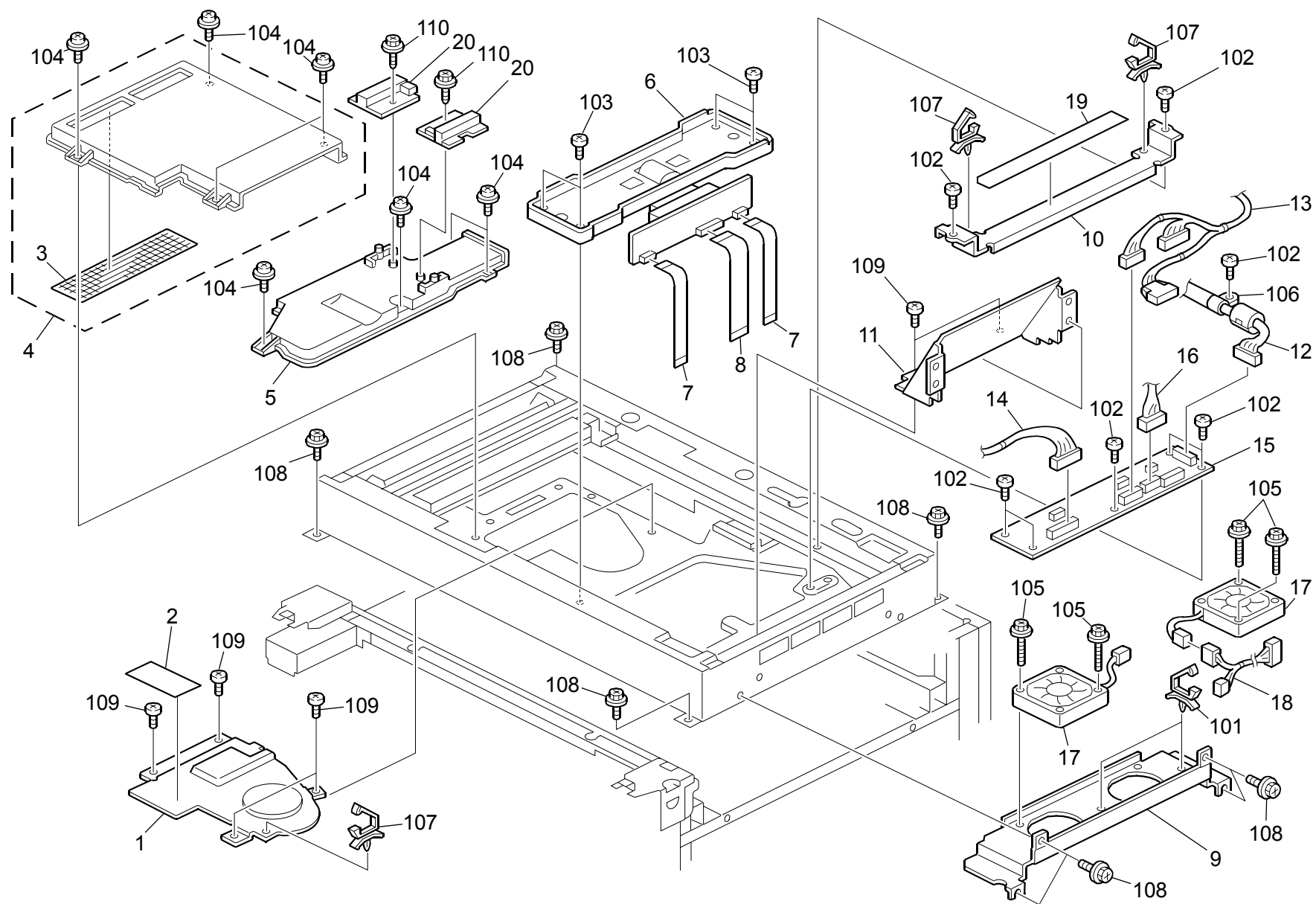
Index No.	Part No.	Description	Q'ty Per Assembly
1	AW01 0130	Original Sensor:H=3-80	1
2	AA15 0704	Seal - 90x29.5x0.2	1
3	B065 1787	Scale Bracket	1
4	B065 1782	Seal	1
5	5442 1924	Exposure Glass Cushion	4
6	BC01 2003	Sheet Through Exposure Glass	1
7	B065 1772	Left Scale	1
8	AA14 3520	Shoulder Screw - M3	6
9	B246 1835	Heater:120V:9W	1
9	B246 1836	Heater:230V:9W	1
10	B246 1775	Scale:Sheet Through:NA	1
10	B247 1776	Scale - Sheet Through	1
11	B065 1843	Grounding Plate	2
12	B065 1773	Scale Bracket Seal	2
13	AC01 2067	Exposure Glass	1
14	B065 1093	ADF Bracket	2
15	B247 1788	Scale - Rear	1
16	B065 1785	Right Stay	1
17	B065 1841	Inner Cover	1
18	B246 1779	Decal:Scale:NA	1
18	B247 1778	Decal:Scale	1

Index No.	Part No.	Description	Q'ty Per Assembly
101	0353 0040N	Screw - M3x4	
102	0353 0060N	Bind Screw - M3x6	
103	0451 4008N	Tapping Screw:4x8	
104	0453 3008N	Binding Self Tapping Screw:3x8	
105	0353 0080N	Screw:M3x8	

CÓPIA NÃO CONTROLADA

## 16.Optics Section 2 (D052/D053/D054)

CÓPIA NÃO CONTROLADA



CÓPIA NÃO CONTROLADA

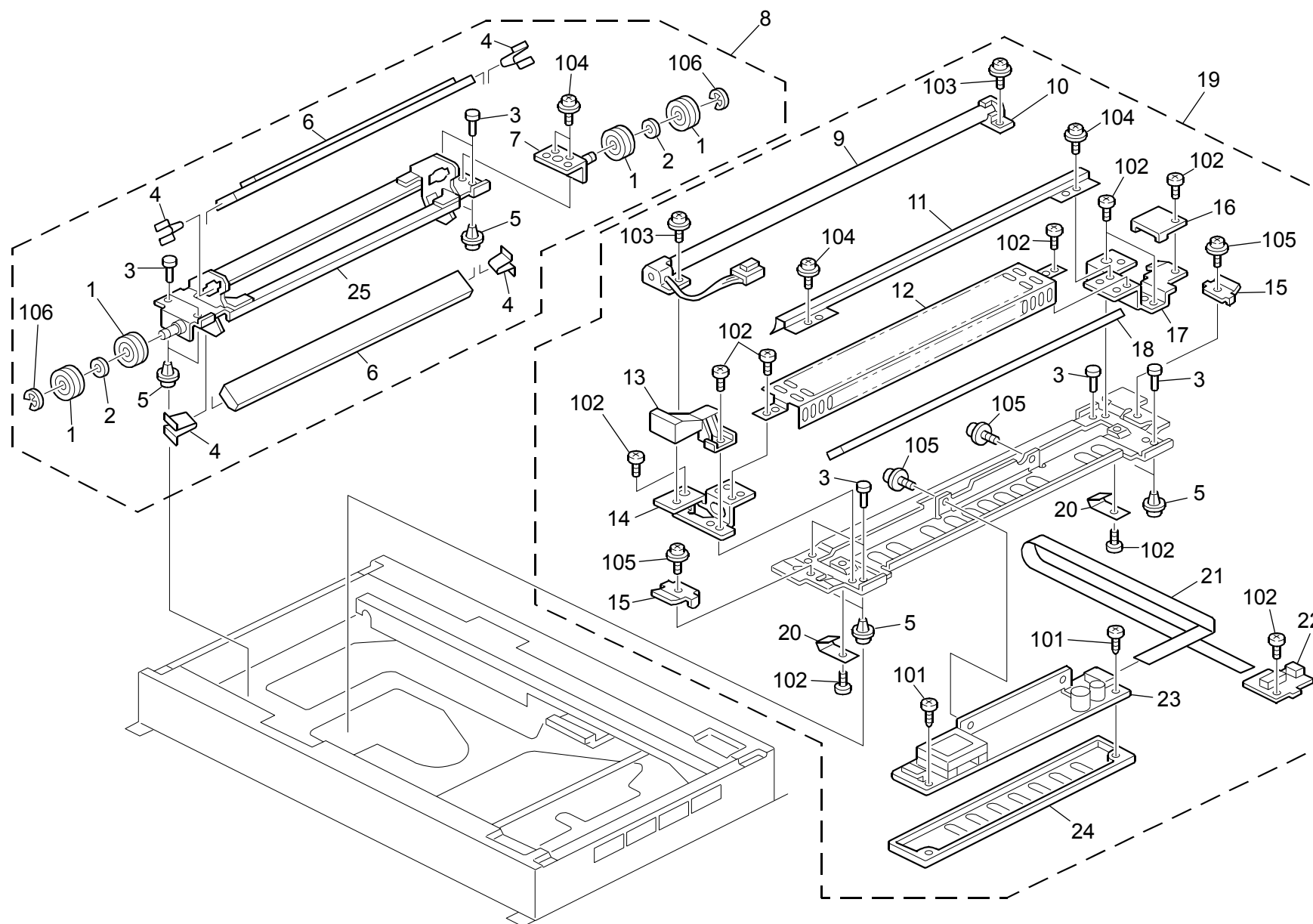
## 16.Optics Section 2 (D052/D053/D054)

CÓPIA NÃO CONTROLADA

Index No.	Part No.	Description	Q'ty Per Assembly
1	B247 1691	Cover - Polygon Mirror Motor	1
2	G029 1982	LD Decal	1
3	B065 1798	Filter:Duct:Scanner	1
4	B065 1791	Left Scanner Duct	1
5	B065 1801	Right Scanner Duct	1
6	B247 1721	Lens Unit	1
7	B247 5471	Harness:FFC:SBU:15Wick:120mm	2
8	B247 5472	Harness:FFC:SBU:40Wick:120mm	1
9	B065 1171	Development Fan Bracket	1
10	B065 1833	Harness Bracket	1
11	B065 1698	Development Cooling Duct	1
12	B247 5401	Cable - LVDC SBU	1
13	B246 5650	Harness:Scanner Unit	1
14	B247 5405	Harness - LCDC	1
15	B247 5195	PCB VIB	1
16	B065 5501	VIB Power Source Harness	1
17	AX64 0182	Fan Motor DC24V/2.88W	2
18	B065 1172	Development Fan Harness	1
19	B065 1834	Insulating Sheet	1
20	AW01 0116	Original Sensor:H=1-66	2

Index No.	Part No.	Description	Q'ty Per Assembly
101	1105 0511	Harness Clamp - LWS-0306ZC	
102	0353 0060N	Bind Screw - M3x6	
103	0354 0080N	Screw:M4x8	
104	0951 3008N	Screw:Polished Round:M3x8	
105	0451 4020N	Tapping Screw - M4x20	
106	1105 0306	Metal Clamp - AL-4	
107	1105 0516	Clamp	
108	0451 4008N	Tapping Screw:4x8	
109	0353 0080N	Screw:M3x8	
110	0450 3008N	Tapping Screw - M3x8	

CÓPIA NÃO CONTROLADA



# 17.Optics Section 3 (D052/D053/D054)

CÓPIA NÃO CONTROLADA

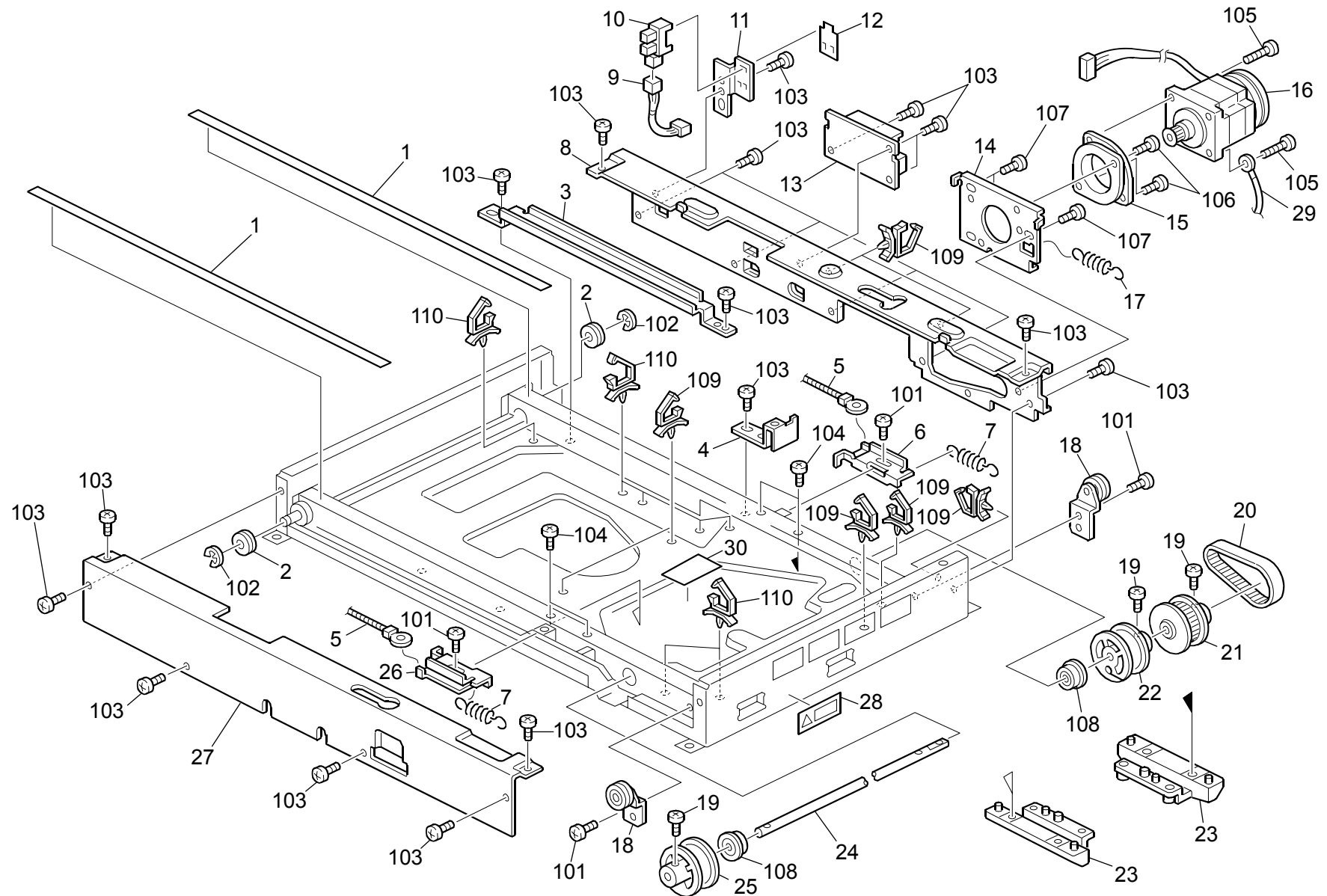
Index No.	Part No.	Description	Q'ty Per Assembly
1	AB03 2717	Pulley - 26Z	4
2	AA13 2142	Spacer - M8	2
3	B132 1820	Scanner Shoe Pin	8
4	A293 1766	2nd Mirror Plate	4
5	A069 1883	Shoe - Scanner	8
6	B065 1766	Second Mirror	2
7	B247 1753	Adjusting Pin:Carriage:No.2:Peen	1
8	B247 1751	Carriage:No.2:Ass'y	1
9	AX50 0081	Exposure Lamp	1
10	A294 1712	Rear Holder - Lamp	1
11	B065 1735	Reflector	1
12	B065 1736	Invertor Cover	1
13	B065 1741	Harness Guide	1
14	B065 1733	1st Scanner Front Side Plate	1
15	B065 1737	Stay	2
16	B065 1740	Harness Plate	1
17	B065 1734	1st Scanner Rear Side Plate	1
18	B065 1743	1st Mirror	1
19	B247 1732	Carriage:No.1:Ass'y	1
20	B065 1738	Spring Plate	2
21	B140 5610	Harness - Scanner No.1	1
22	B247 1748	Base:Connecting	1
23	B247 1747	Invertor:Xenon Lamp	1
24	B065 1742	Insulator	1
25	B247 1752	Base:Carriage:No.2:Peen	1

Index No.	Part No.	Description	Q'ty Per Assembly
101	0452 3006P	Tapping Screw - M3x6	
102	0453 3006N	Tapping Screw - M3x6	
103	0954 4008N	Screw - M4x8	
104	0951 3006N	Screw - M3x6	
105	0954 3008N	Screw - M3x8	
106	0720 0060E	Retaining Ring - M6	

CÓPIA NÃO CONTROLADA

# 18.Optics Section 4 (D052/D053/D054)

CÓPIA NÃO CONTROLADA



CÓPIA NÃO CONTROLADA



**18.Optics Section 4 (D052/D053/D054)**

CÓPIA NÃO CONTROLADA

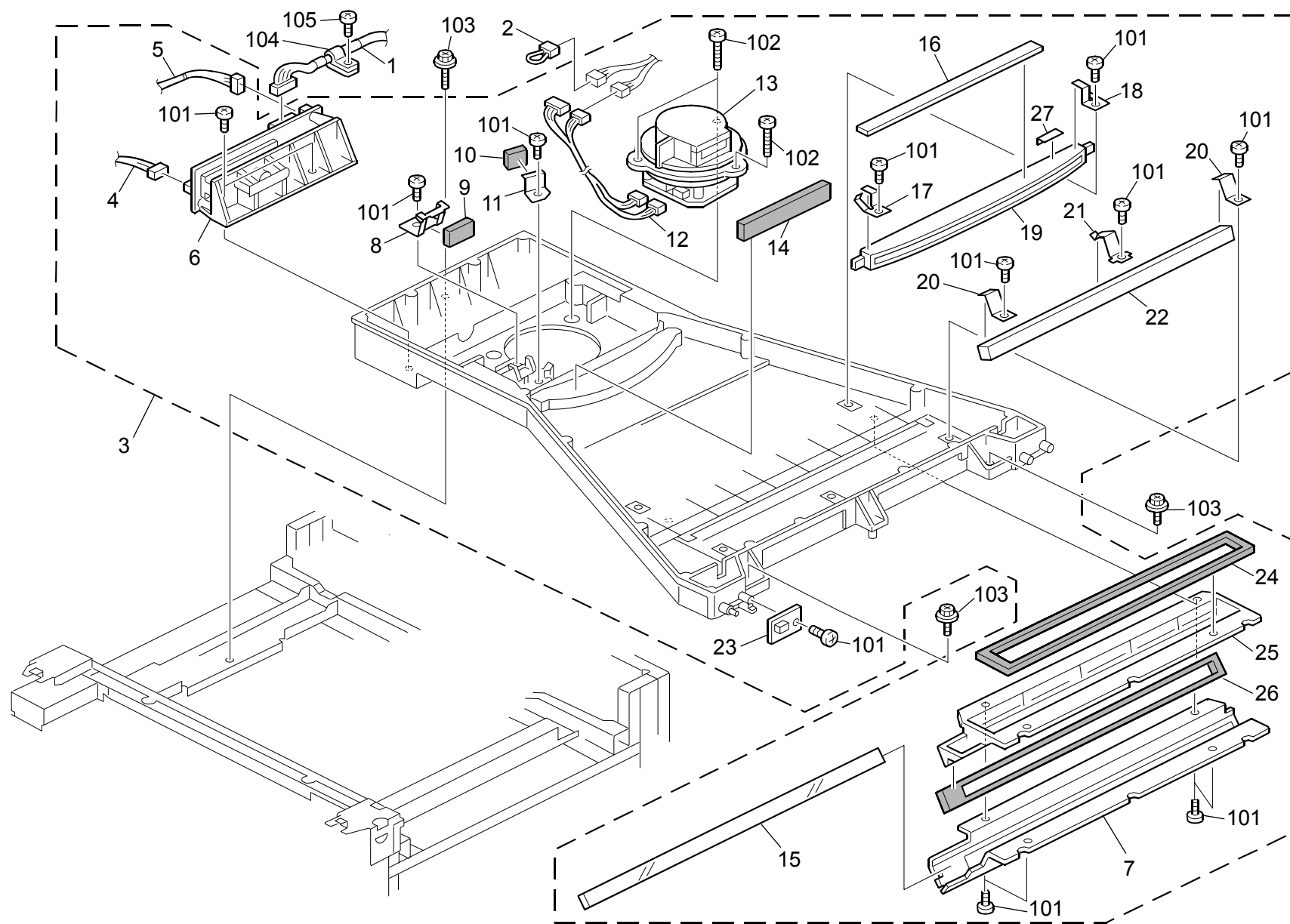
Index No.	Part No.	Description	Q'ty Per Assembly
1	A293 1674	Front Slide Rail	2
2	AB03 2717	Pulley - 26Z	2
3	B065 1830	Scanner Board Guide	1
4	B065 1831	Scanner Board Bracket	1
5	B247 1715	Drive Were:Scanner	2
6	B065 1713	Rear Wire Tension Bracket	1
7	AA06 0221	Gripper Solenoid Spring	2
8	B065 1685	Rear Frame	1
9	B065 5454	HP Sensor Relay Harness	1
10	AW02 0160	Paper Feed Sensor	1
11	B065 1825	H.P. Sensor Bracket	1
12	A267 1820	Sheet - Photointerrupter	1
13	B247 5180	PCB SDRB	1
14	B065 1706	Bracket - Scanner Motor	1
15	A134 1724	Cushion - Stepper Motor	1
16	B065 1708	Stepper Motor	1
17	B247 1701	Tension Spring	1
18	B247 1680	Pulley:Idler:Peen	2
19	B132 1719	Screw:Mechanical Drive Section	3
20	B065 1717	Timing Belt	1
21	AB03 0727	Pulley - 58Z	1
22	AB03 2070	Pulley	1
23	B065 1688	Lens Holder Block	2
24	B247 1711	Shaft:Drive	1
25	AB03 2069	Pulley	1
26	B065 1712	Front Wire Tension Bracket	1
27	B065 1682	Front Frame	1
28	G029 1982	LD Decal	1
29	B065 5471	Grounding Wire	1
30	B140 1837	FFC Insulating Sheet	1

Index No.	Part No.	Description	Q'ty Per Assembly
101	0354 0080N	Screw:M4x8	
102	0720 0060E	Retaining Ring - M6	
103	0353 0060N	Bind Screw - M3x6	
104	0314 0080N	Philips Pan Head Screw - M4x8	
105	0314 0120N	Screw - M4x12	
106	0314 0060N	Screw - M4x6	
107	0354 0060N	Screw-M4x6	
108	0805 3368	Ball Bearing - 8x16x5mm	
109	1105 0487	Harness Clamp	
110	1105 0489	Harness Clamp - LWS 1316	

CÓPIA NÃO CONTROLADA

## 19.Laser Unit (D052/D053/D054)

CÓPIA NÃO CONTROLADA



CÓPIA NÃO CONTROLADA

**19.Laser Unit (D052/D053/D054)**

CÓPIA NÃO CONTROLADA

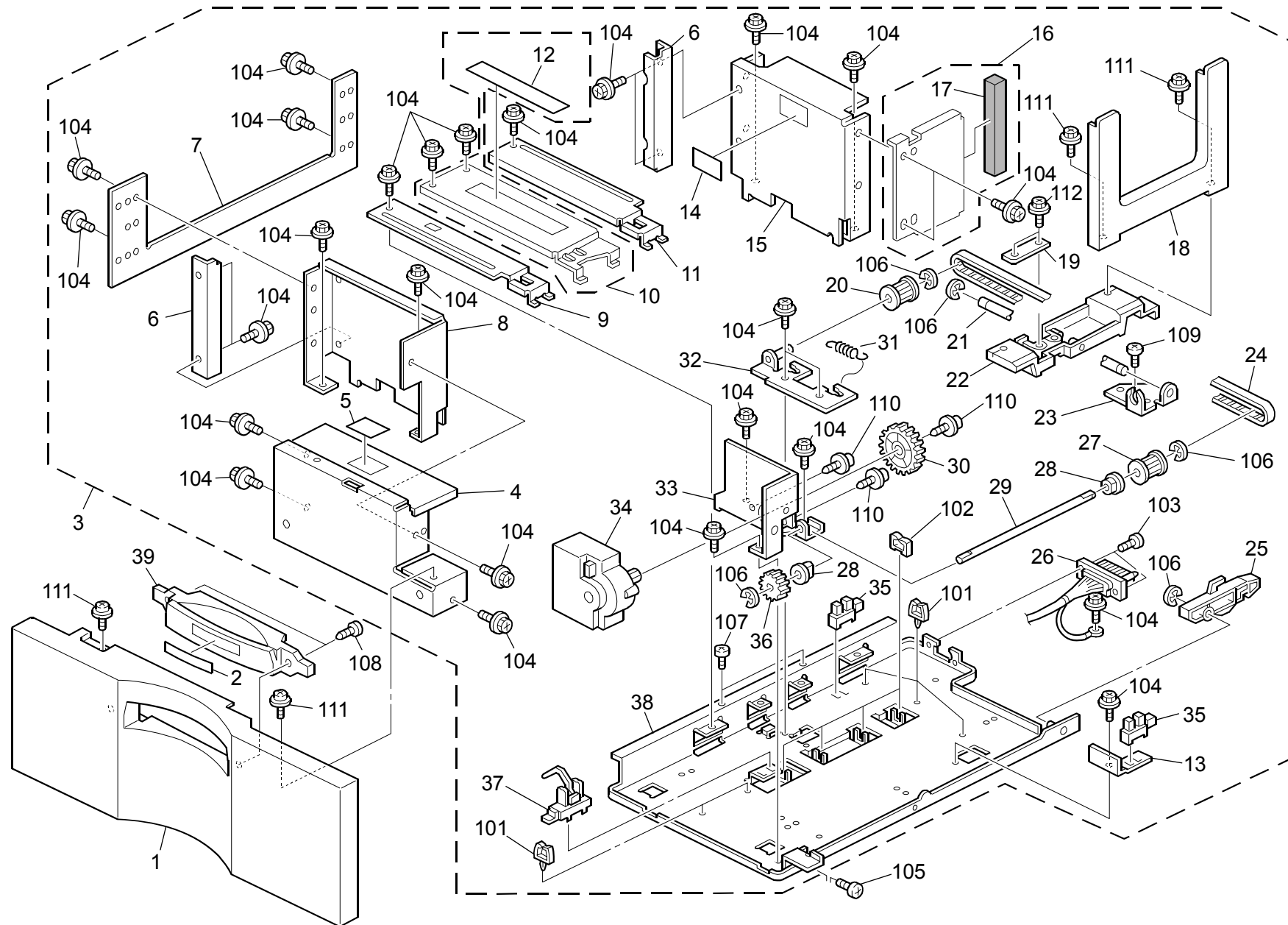
Index No.	Part No.	Description	Q'ty Per Assembly
1	B247 5403	Cable - LVDS LDB	1
2	B065 5489	Harness:75CPM	1
2	B140 5491	Harness:60	1
3	D054 1852	Imaging Unit	1
4	B247 5477	Harness - Laser Diode Unit	1
5	B247 5437	Harness - Laser Diode Control	1
6	B247 1859	Laser Diode Unit	1
7	B065 1940	Shield Glass Rail	1
8	B065 1912	Lens Holder - L0	1
9	AC02 4007	Lens - L0	1
10	AC03 0147	1st Mirror	1
11	B065 1915	1st Mirror Holder	1
12	B065 5453	Relay Polygon Motor Harness	1
13	AX06 0324	Polygon Mirror Motor:DC24V 24W	1
14	B065 1955	Seal - Lens L1	1
15	AC01 5037	Shield Glass	1
16	G570 2827	Supporting Plate	1
17	B065 1925	Lens Holder - L2 Right	1
18	B065 1926	Lens Holder - L2 Left	1
19	GC02 5010	DTL	1
20	B065 1930	2nd Mirror Holder	2
21	B065 1932	Middle Mirror Holder	1
22	AC03 0148	2nd Mirror	1
23	D054 5320	PCB:Sync Detector	1
24	B065 1946	Seal - Shield Glass Holder	1
25	B065 1944	Shield Glass Holder	1
26	B065 1945	Seal - Shield Glass	1
27	B065 1958	Sheet - Shielding Plate	1

Index No.	Part No.	Description	Q'ty Per Assembly
101	0353 0080N	Screw:M3x8	
102	0354 0080N	Screw:M4x8	
103	0451 4010N	Tapping Screw:4x10	
104	1105 0306	Metal Clamp - AL-4	
105	0353 0060N	Bind Screw - M3x6	

CÓPIA NÃO CONTROLADA

## 20.Tandem Tray 1 (D052/D053/D054)

CÓPIA NÃO CONTROLADA



CÓPIA NÃO CONTROLADA

## 20.Tandem Tray 1 (D052/D053/D054)

CÓPIA NÃO CONTROLADA

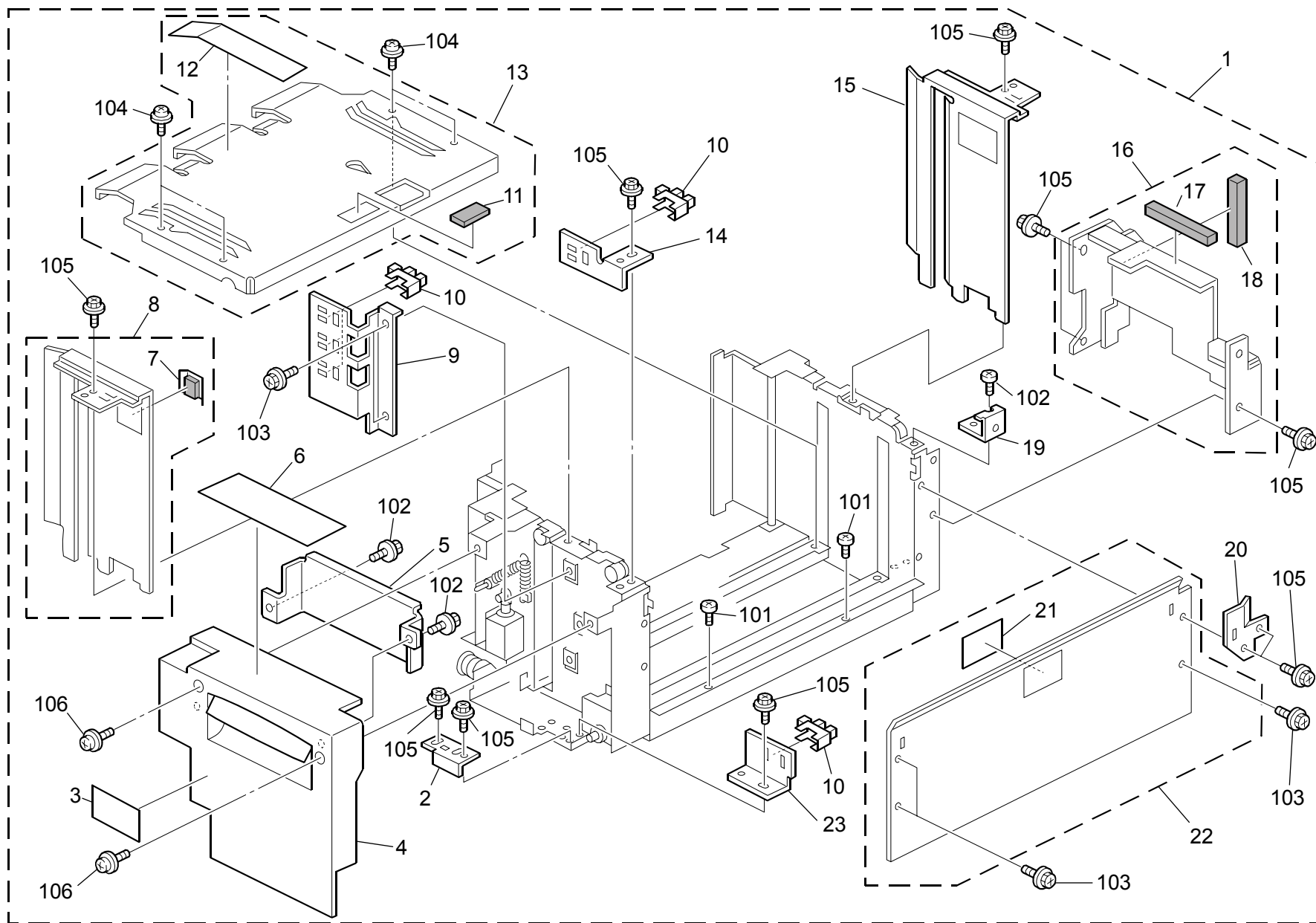
Index No.	Part No.	Description	Q'ty Per Assembly
1	B247 6630	Cover - Tandem LCT	1
2	AA00 3211	Decal:Paper Tray:Display:1	1
3	B246 6615	Tandem LCT:Left:Letter	1
3	B247 6603	Tandem LCT Unit - Left	1
4	B098 6646	Bracket:Cover:Tandem LCT	1
5	B065 6846	Decal - Paper Set - Left	1
6	B098 6647	End Fence:Auxiliary	2
7	B098 6645	Side Plate:Tandem LCT:Left Sideways	1
8	B098 6643	Side Fence:Tandem LCT:Left Front	1
9	B098 6640	Tray Bottom Plate:Left Front	1
10	B098 6639	Tray Bottom Plate:Left Middle:Ass'y	1
11	B098 6642	Tray Bottom Plate:Left Rear	1
12	A096 6678	Decal - Left Paper Set	1
13	B065 6831	Sensor Bracket	1
14	AA00 2010	Decal - Paper Level	1
15	B098 6644	Side Fence:Tandem LCT:Left Rear	1
16	B098 6649	Cover:Rear:Tandem LCT:Ass'y	1
17	A293 6649	Rear Cover Cushion - Tandem LCT	1
18	B247 6624	Back Fence - Left	1
19	B065 6823	Timing Belt Cover	1
20	AB03 3085	Timing Pulley - 15T	1
21	B247 6950	Shaft:Slider:Back Fence	1
22	B132 7564	Slider:Back Fence:Left	1
23	B065 6830	Pulley Bracket	1
24	AA04 3271	Timing Belt S3M 196T	1
25	A248 6615	Coupling Lever - Left	1
26	B247 6701	Harness - Tandem LCT Left	1
27	AB03 3084	Timing Pulley - 15T	1
28	5053 0447	Bushing - 6mm	2
29	AA14 0686	Shaft - Timing Pulley	1
30	AB01 9475	Gear - 48T	1
31	B247 6755	Tension Spring - 10N	1
32	B247 6951	Bracket:Pulley:Driven:Ass'y	1
33	B070 6666	Left DC Motor Bracket	1
34	AX04 0145	DC Motor:Tandem LCT	1

Index No.	Part No.	Description	Q'ty Per Assembly
35	AW02 0160	Paper Feed Sensor	2
36	AB01 3798	Gear - Z18	1
37	AW02 0163	Paper Feed Sensor	1
38	B247 6970	Base:Tandem LCT:Left:Ass'y	1
39	B247 6634	Grip - Paper Tray Cover	1
101	1105 0230	Clamp	
102	1105 0328	Harness Clamp - ES-0505	
103	0453 3008N	Binding Self Tapping Screw:3x8	
104	0451 4006N	Tapping Screw - 4x6	
105	0314 0060N	Screw - M4x6	
106	0720 0040E	Retaining Ring - M4	
107	0951 4008N	Screw:Polished Round:M4x8	
108	0452 4008N	Tapping Screw:M4x8	
109	0453 4006N	Binding Self Tapping Screw:4x6	
110	0450 3008N	Tapping Screw - M3x8	
111	0450 4010N	Tapping Screw:M4x10	
112	0450 4008N	Tapping Screw - M4x8	

CÓPIA NÃO CONTROLADA

## 21.Tandem Tray 2 (D052/D053/D054)

CÓPIA NÃO CONTROLADA



CÓPIA NÃO CONTROLADA

## 21.Tandem Tray 2 (D052/D053/D054)

CÓPIA NÃO CONTROLADA

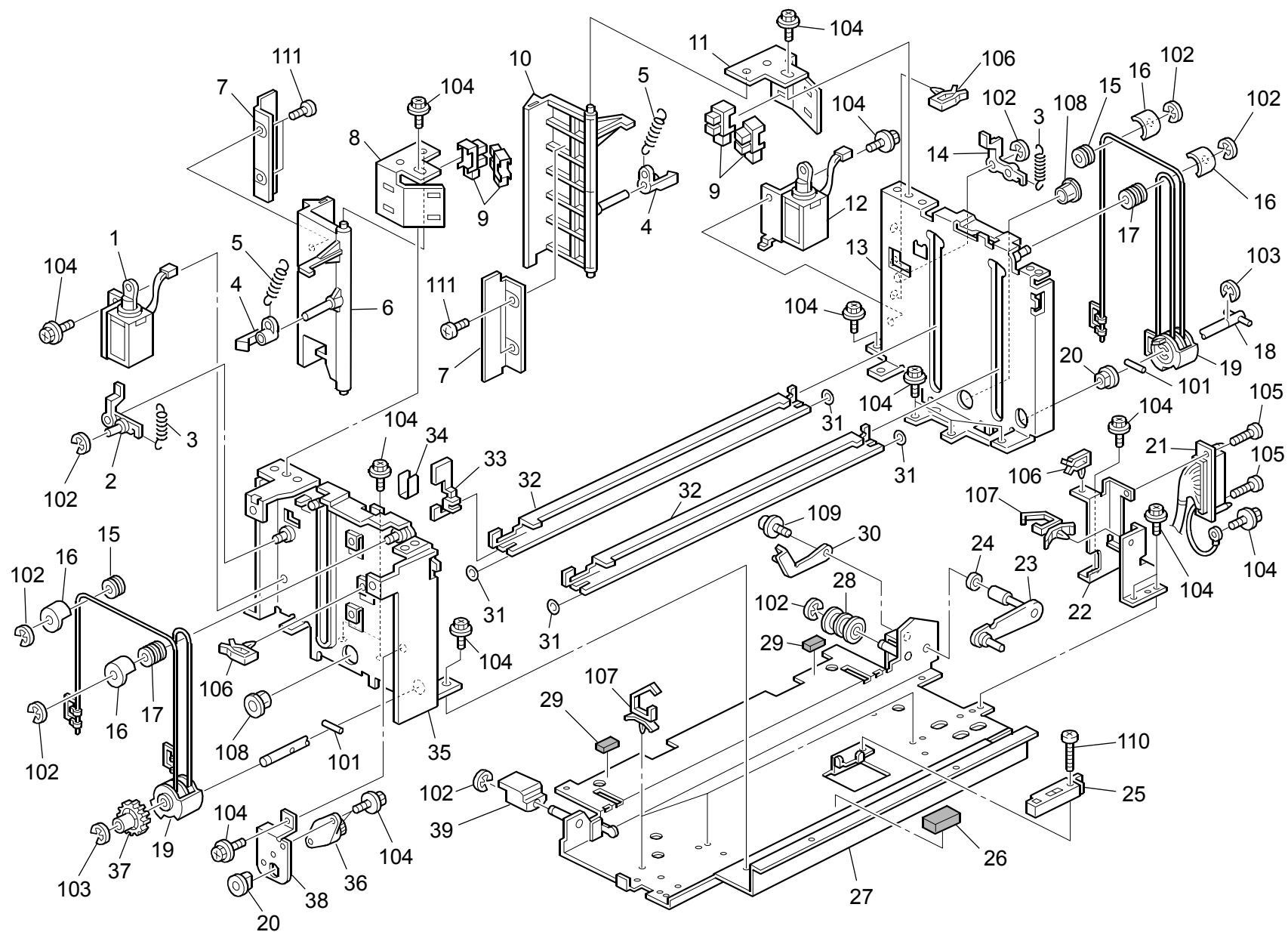
Index No.	Part No.	Description	Q'ty Per Assembly
1	B246 6605	Tandem LCT:Right:Letter	1
1	B247 6605	Tandem LCT:Right:Ass'y	1
2	B065 6859	Right Stopper	1
3	AA00 2246	Decal - Caution	1
4	B247 6745	Inner Cover - Tandem LCT	1
5	B065 6875	Protection -Inner Cover	1
6	B065 6877	Decal - Paper Set - Right	1
7	B234 6690	Plate:Paper	1
8	B098 6736	Side Fence:Tandem LCT:Right Front	1
9	B065 6706	Paper Volume Sensor Bracket	1
10	AW02 0145	Photointerruptor:Flat	5
11	5201 2858	Friction Pad	1
12	A096 6677	Decal - Right Paper Set	1
13	B132 7543	Base:Tandem LCT:Right	1
14	B065 6874	Bracket -Paper Volumesensor	1
15	B098 6738	Side Fence:Tandem LCT:Right Rear	1
16	B098 6739	Supporting Plate:Tandem:Right Rear	1
17	B475 6855	Shield:Tandem LCT:Rear Right	1
18	AA15 3138	Inner Cover Cushion - Right Rear	1
19	B247 6695	Guide:Misfeed Removal:Paper Tray	1
20	B247 6672	Guide:Interlock:Tandem LCT	1
21	AA00 2010	Decal - Paper Level	1
22	A248 6666	Side Plate	1
23	B065 6873	Sensor Bracket	1

Index No.	Part No.	Description	Q'ty Per Assembly
101	0314 0060N	Screw - M4x6	
102	0450 4008N	Tapping Screw - M4x8	
103	0451 4008N	Tapping Screw:4x8	
104	0951 4006N	Screw:Polished Round:M4x6	
105	0451 4006N	Tapping Screw - 4x6	
106	0951 4008N	Screw:Polished Round:M4x8	

CÓPIA NÃO CONTROLADA

## 22.Tandem Tray 3 (D052/D053/D054)

CÓPIA NÃO CONTROLADA



CÓPIA NÃO CONTROLADA



## 22.Tandem Tray 3 (D052/D053/D054)

CÓPIA NÃO CONTROLADA

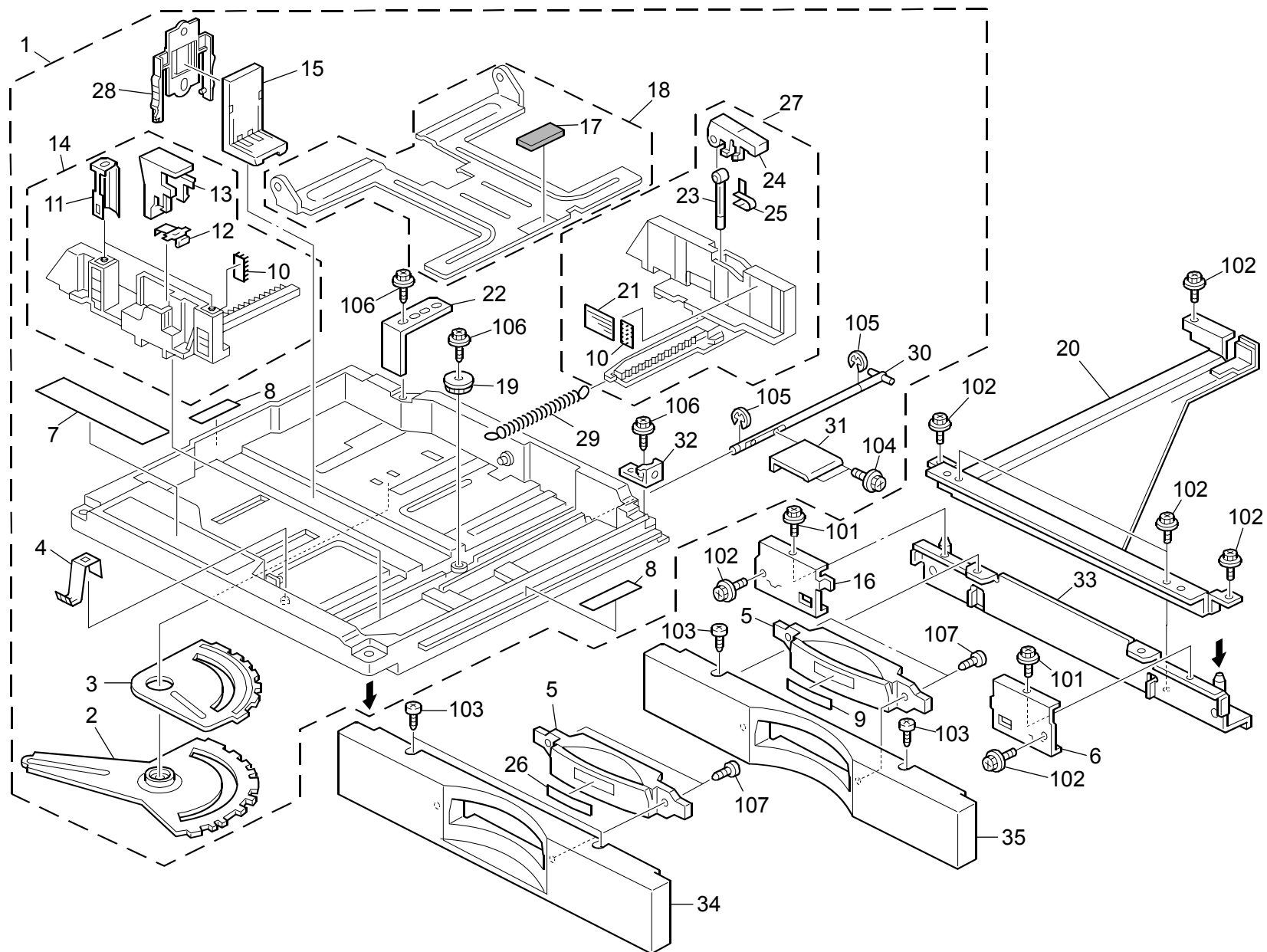
Index No.	Part No.	Description	Q'ty Per Assembly
1	B132 7547	DC Solenoid:End Fence:Front:Ass'y	1
2	B070 6683	Lever:Release:Front	1
3	AA06 0758	Tension Spring - Short	2
4	A248 6713	Hook - Tension Sprong	2
5	AA06 0757	Tension Spring - Long	2
6	B247 6713	End Fence - Front	1
7	B065 6712	End Fence Guide	2
8	B065 6881	Detector Bracket	1
9	AW02 0160	Paper Feed Sensor	4
10	B247 6714	End Fence - Rear	1
11	B065 6884	Detector Bracket	1
12	B132 7571	DC Solenoid:End Fence:Rear:Ass'y	1
13	B247 6811	Side Plate:Tandem LCT:Right Rear:Ass'y	1
14	B070 6684	Lever:Release:Rear	1
15	AB03 2058	Wire Pulley - M10	2
16	A248 6695	Guide - Pulley	4
17	AB03 2719	Pulley - M10	2
18	B247 6958	Shaft:Drive:Tray Bottom Plate:Right:Press Fit	1
19	B247 6694	Pulley:Drive Were:Ass'y	2
20	5053 0223	Bushing - 8mm	2
21	B247 6703	Harness - Tandem LCT Right	1
22	B065 6743	Right Bracket	1
23	B065 6862	Large Lever	1
24	AA13 2203	Spacer - 6mm	1
25	AW01 0113	Sensor	1
26	AA16 1129	Cushion - Large	1
27	B132 7545	Base:Tandem LCT:Right:Welding	1
28	AF02 2105	Roller - Slide Rail	1
29	AA16 1130	Cushion - Small	2
30	B065 6864	Small Lever	1
31	A248 6694	Wire Ring	4
32	B065 6870	Stay -rightbase	2
33	A294 6690	Feeler - Paper Height Sensor	1
34	B065 6717	Paper Volume Shield Plate	1
35	B247 6955	Side Plate:Tandem LCT:Front Right:Ass'y	1

Index No.	Part No.	Description	Q'ty Per Assembly
36	A248 6701	Oil Damper	1
37	AB01 3781	Gear - 30Z	1
38	B065 6872	Oil Damper Bracket	1
39	A294 6655	Front Roller - Slide Rail	1
101	0633 0200G	Pin - M3x20	
102	0720 0040E	Retaining Ring - M4	
103	0720 0060E	Retaining Ring - M6	
104	0451 4006N	Tapping Screw - 4x6	
105	0453 3008N	Binding Self Tapping Screw:3x8	
106	1105 0267	Harness Clamp - YMC-10-0	
107	1105 0291	Harness Clamp - LWS-3S	
108	1106 0411	Bushing - 11.5mm	
109	0951 3006N	Screw - M3x6	
110	0313 0120N	Pan Head Screw:M3x12	
111	0452 3006N	Binding Self-Tapping Screw:3x6	

CÓPIA NÃO CONTROLADA

## 23.Universal Tray (D052/D053/D054)

CÓPIA NÃO CONTROLADA



CÓPIA NÃO CONTROLADA

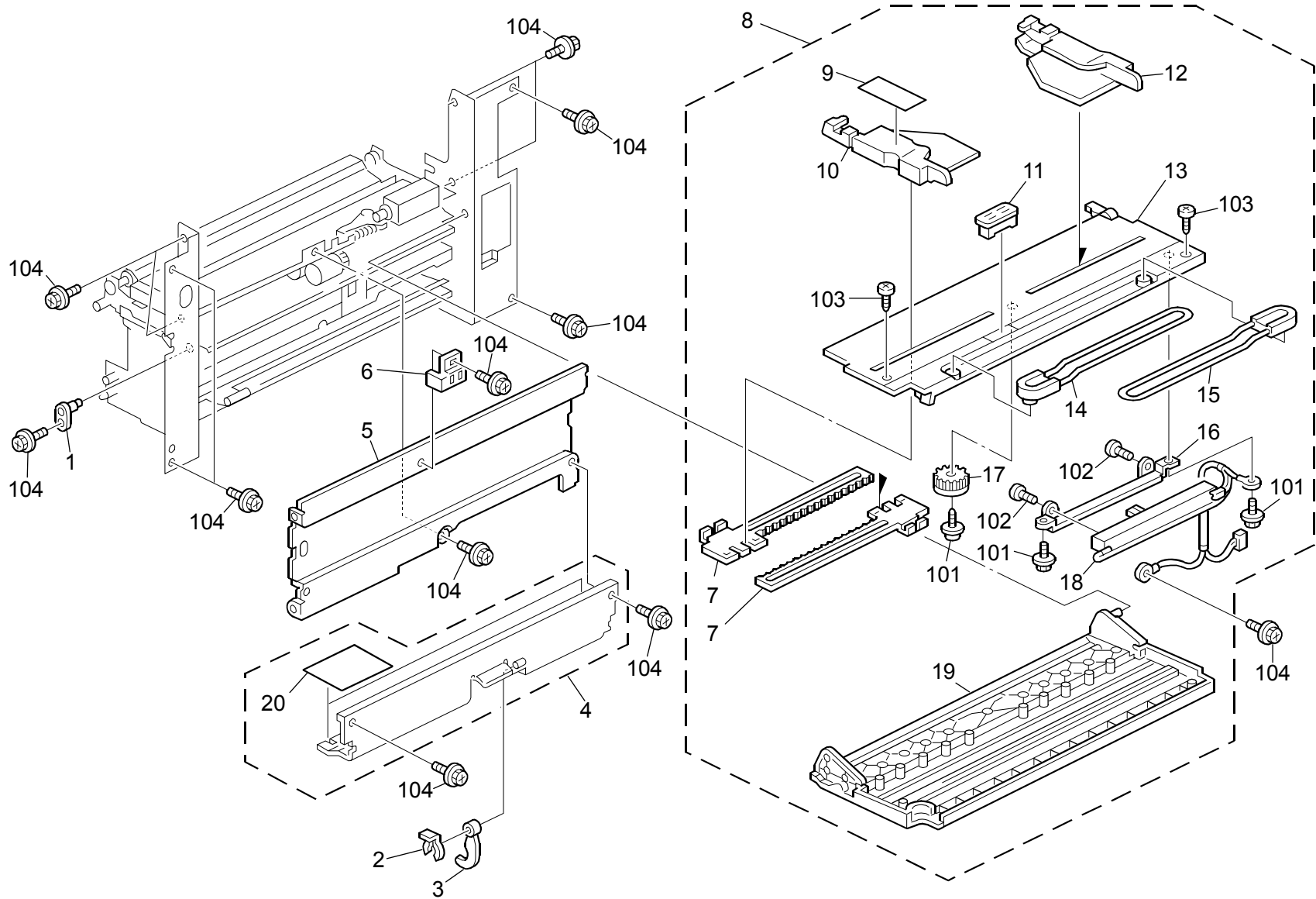
**23.Universal Tray (D052/D053/D054)**

CÓPIA NÃO CONTROLADA

Index No.	Part No.	Description	Q'ty Per Assembly
1	B132 6770	Paper Tray:Universal:DOM:Ass'y	2
2	B181 6780	Link:End Fence:Paper Size Sensor:Ass'y	1
3	B181 6789	Link:Side Fence:Paper Size Sensor	1
4	B132 6798	Spring Plate:Paper Tray:Earth	1
5	B247 6634	Grip - Paper Tray Cover	2
6	B065 6588	Right Support Plate	2
7	B132 6786	Decal:Paper Tray:Paper Set Direction	1
8	B065 6545	Decal - Positioning	2
9	AA00 3212	Decal:Paper Tray:Display:2	1
10	A096 6553	Side Fence Pad	2
11	B132 6791	Plate:Side Fence	2
12	A134 2978	Spring Plate	1
13	B065 6538	Positioning Stopper Lever	1
14	B132 6793	Side Fence:Front:Ass'y	1
15	AF01 7032	End Fence	1
16	B065 6589	Left Support Plate	2
17	AF01 3005	Bottom Plate Pad	1
18	D014 6780	Tray Bottom Plate:Ass'y	1
19	AB01 2327	Gear:16Z	1
20	B065 6591	Paper Tray Holder Base	2
21	AA00 2010	Decal - Paper Level	1
22	B132 6797	Side Fence:Rear:Auxiliary	1
23	A267 2859	Side Fence Stopper	1
24	A267 2860	Rear Lever Stopper	1
25	A267 2857	Spring Plate - Side Fence	1
26	AA00 3213	Decal:Paper Tray:Display:3	1
27	B132 6795	Side Fence:Rear:Ass'y	1
28	B132 6783	Arm:End Fence:Lock	1
29	AA06 0961	Tension Spring:Side Fence:Rear	1
30	B065 6524	Bottom Plate Lift Shaft	1
31	B065 6526	Lift Lever	1
32	B247 6695	Guide:Misfeed Removal:Paper Tray	1
33	B065 6581	Paper Tray Holder Stay	2
34	B247 6632	Paper Tray Cover - Long	1
35	B247 6633	Paper Tray Cover - Short	1

Index No.	Part No.	Description	Q'ty Per Assembly
101	0451 3008N	Tapping Screw - M3x8	
102	0451 4008N	Tapping Screw:4x8	
103	0453 4008N	Binding Self Tapping Screw:4x8	
104	0360 4008N	Screw - M4x8	
105	0720 0060E	Retaining Ring - M6	
106	0450 4008N	Tapping Screw - M4x8	
107	0452 4008N	Tapping Screw:M4x8	

CÓPIA NÃO CONTROLADA



**24.By-pass Feed Tray (D052/D053/D054)**

CÓPIA NÃO CONTROLADA

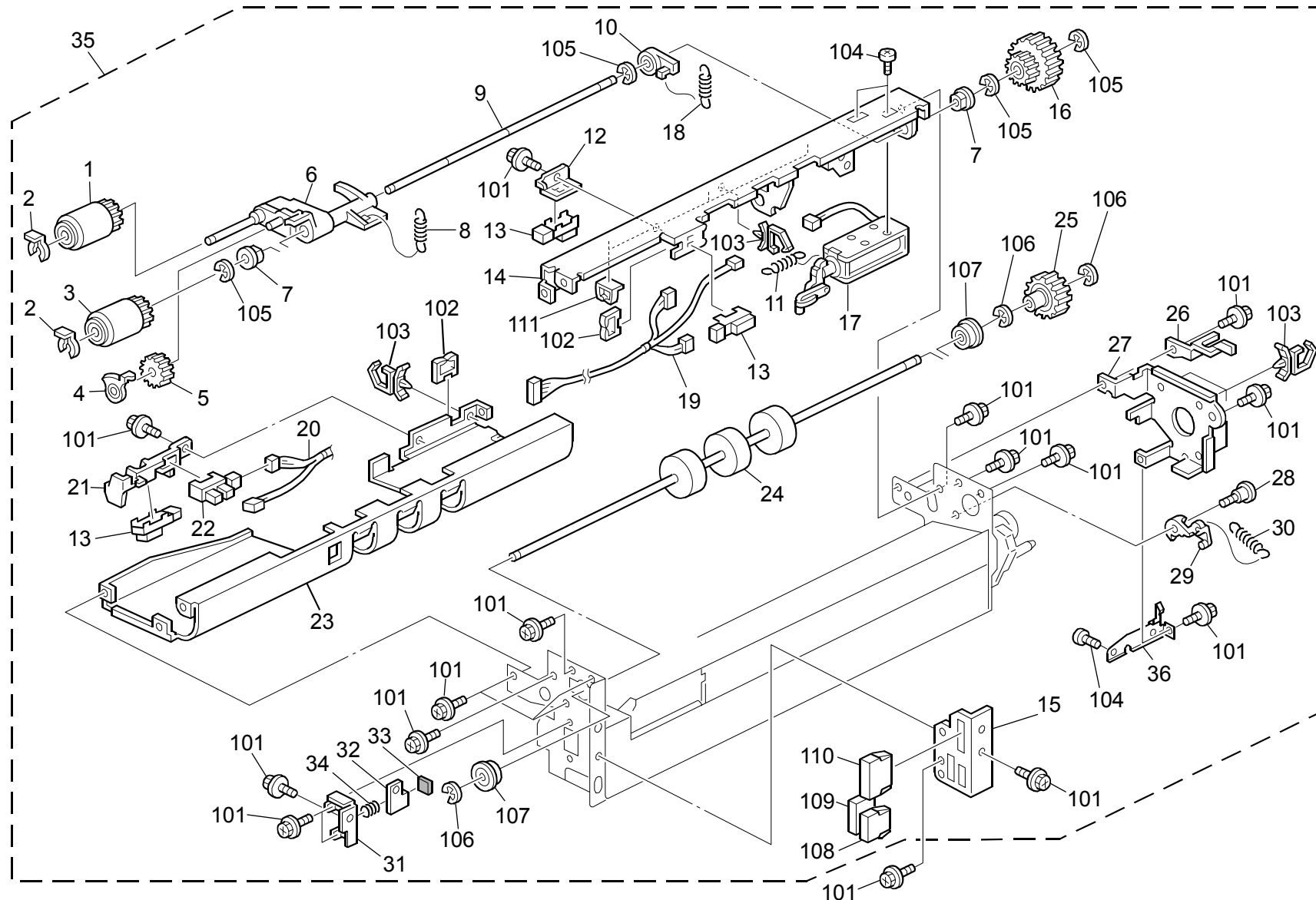
Index No.	Part No.	Description	Q'ty Per Assembly
1	B065 2743	Front Shaft - By-pass	1
2	5206 2686	Snap Ring	1
3	B065 2729	Paper End Feeler	1
4	B247 2721	Guide Plate:Manual Feed:Peen	1
5	B140 2660	Machine or Copier Paper Feed Cover	1
6	B140 2662	Magnet Catch Bracket	1
7	A096 2780	Feed Guide Gear	2
8	B247 2730	Manual Feed Table:Ass'y	1
9	B065 2746	Decal - Paper Set	1
10	B065 2737	Front Side Fence - By-pass	1
11	AG07 0513	Magnet Catch	1
12	B065 2735	Rear Side Fence - By-pass	1
13	B065 2732	Manual Feed Table	1
14	B247 2738	Support Stay:Manual Feed:Front:Ass'y	1
15	B247 2740	Support Stay:Manual Feed:Rear:Ass'y	1
16	B065 2741	Sensor Bracket	1
17	B098 3492	Gear:Manual Feed Table	1
18	B247 2745	Paper Size Sensor	1
19	B065 2733	By-pass Table Cover	1
20	B065 2723	Sheet - Manual Feed Guide Plate	2

Index No.	Part No.	Description	Q'ty Per Assembly
101	0450 3008N	Tapping Screw - M3x8	
102	0453 3006N	Tapping Screw - M3x6	
103	0452 3008N	Tapping Screw - M3x8	
104	0451 4008N	Tapping Screw:4x8	

CÓPIA NÃO CONTROLADA

## 25.Paper Feed Unit 1 (D052/D053/D054)

CÓPIA NÃO CONTROLADA



CÓPIA NÃO CONTROLADA

## 25.Paper Feed Unit 1 (D052/D053/D054)

CÓPIA NÃO CONTROLADA

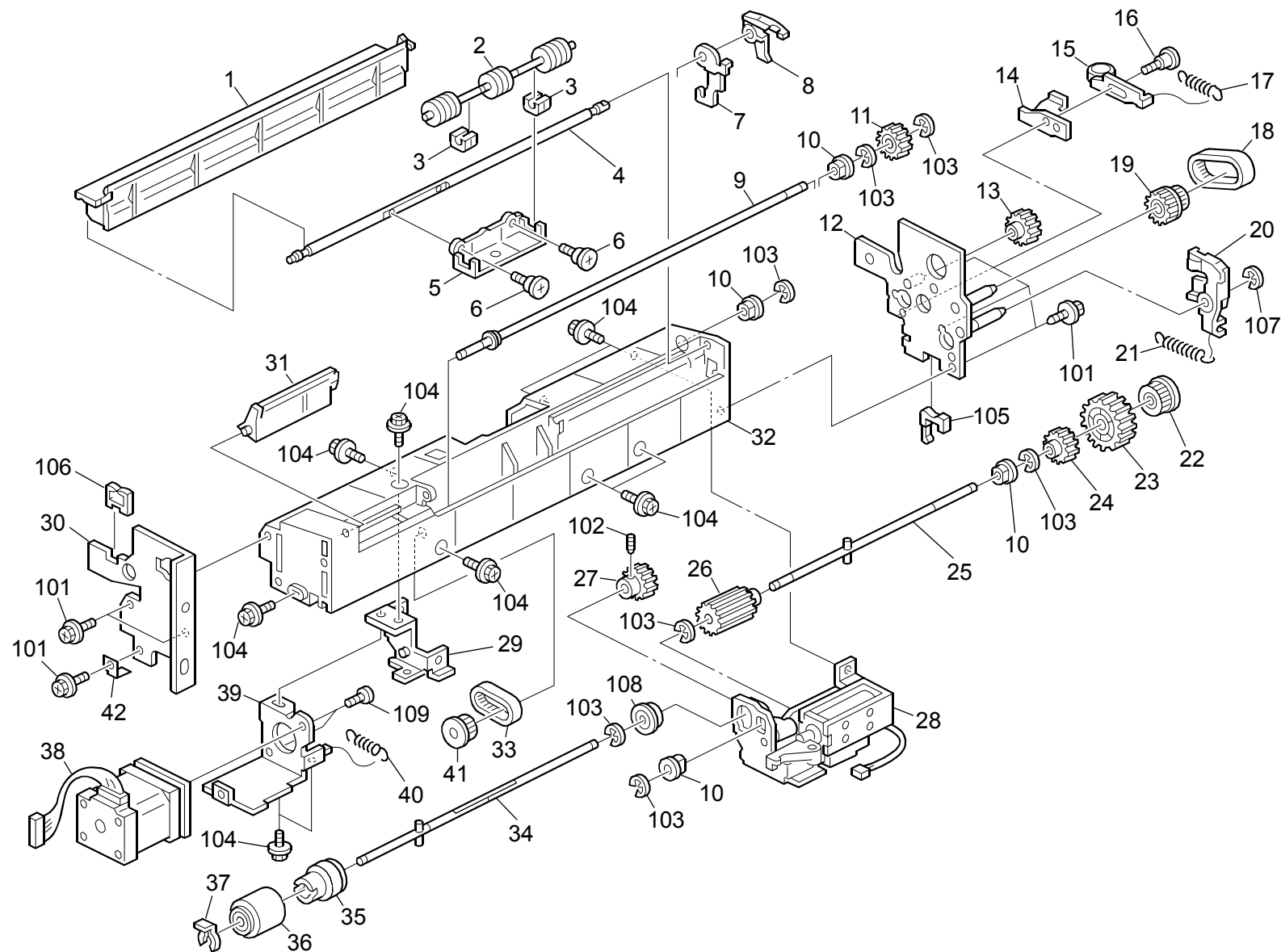
Index No.	Part No.	Description	Q'ty Per Assembly
1	AF03 0081	Paper Feed Roller:Pickup	1
2	5447 2681	Snap Ring	2
3	AF03 1082	Paper Feed Roller:Feed	1
4	B065 6350	Pick-up Gear Cover	1
5	AB01 1465	Idler Gear	1
6	B065 6357	Pick-up Arm	1
7	AA08 2118	Bushing - M6	2
8	AA06 0898	Spring	1
9	AA14 0828	Feed Roller Shaft	1
10	B065 6445	Feed Lever	1
11	AA06 0899	Spring	1
12	B065 6358	Paper Feed Sensor Bracket	1
13	AW01 0107	Paper Feed Sensor	3
14	B065 6364	Feed Stay	1
15	B065 6375	Paper Feed Unit Stay	1
16	AB01 7617	Gear - 21Z/38Z	1
17	B132 6659	DC Solenoid:Pickup:Ass'y	1
18	AA06 0897	Spring	1
19	B132 7581	Harness - Paper Feed Unit Upper	1
20	B132 7580	Harness - Paper Feed Unit Lower	1
21	B065 6345	Paper End Sensor Bracket	1
22	AW02 0160	Paper Feed Sensor	1
23	B140 6339	Paper Feed Guide Plate	1
24	AF02 0726	Transport Roller:Drive:Grip	1
25	AB01 1466	Gear - 35Z	1
26	B065 6353	Feed Gear Cover	1
27	B065 6366	Drive Bracket	1
28	5894 2540	Arm Screw	1
29	B065 6457	Driven Pressure Lever	1
30	AA06 0896	Spring	1
31	B065 6334	Heat Sink Base	1
32	B065 6337	Heat Sink	1
33	B065 6338	Heat Sink Sheet	1
34	AA06 3889	Heat Sink Spring	1
35	B132 6621	Paper Feed Unit:Paper Bank	1

Index No.	Part No.	Description	Q'ty Per Assembly
36	B140 6377	Ground Plate:Reverse:Paper Feed Unit	1
101	0451 4008N	Tapping Screw:4x8	
102	1105 0328	Harness Clamp - ES-0505	
103	1105 0511	Harness Clamp - LWS-0306ZC	
104	0353 0040N	Screw - M3x4	
105	0720 0040E	Retaining Ring - M4	
106	0720 0060E	Retaining Ring - M6	
107	0742 3808	Ball Bearing - 8x16x5	
108	1102 6249	Relay Connector - 6P	
109	1102 6251	Connector - 8P	
110	1102 6252	Connector - 9P	
111	1105 0542	Harness Clamp - MSBS-1207	

CÓPIA NÃO CONTROLADA

## 26.Paper Feed Unit 2 (D052/D053/D054)

CÓPIA NÃO CONTROLADA



CÓPIA NÃO CONTROLADA



## 26.Paper Feed Unit 2 (D052/D053/D054)

CÓPIA NÃO CONTROLADA

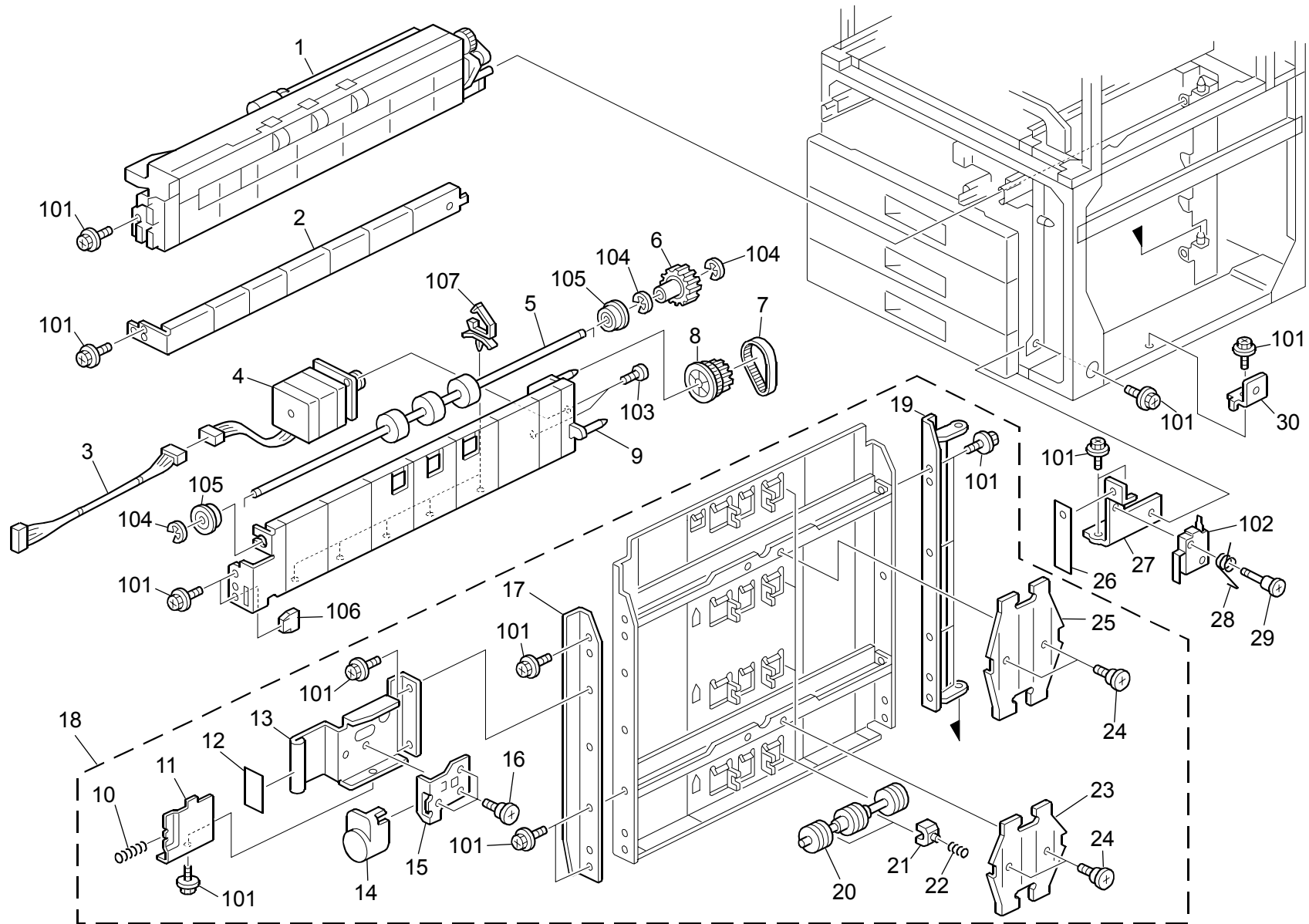
Index No.	Part No.	Description	Q'ty Per Assembly
1	B181 6640	Guide Plate:Swivel:Adhesion	1
2	AF02 2149	Transport Roller	1
3	AA08 0327	Bushing - M4	2
4	AA14 0829	Driven Shaft	1
5	B065 6453	Transport Roller Lever	1
6	AA14 3812	Screw - Scale	2
7	B065 6454	Driven Release Lever	1
8	B065 6455	Driven Pressure Lever	1
9	B065 6317	Relay Shaft	1
10	AA08 2118	Bushing - M6	4
11	AB01 1469	Gear - 19Z	1
12	B065 6330	Rear Side Plate - Paper Feed	1
13	AB01 1470	Gear - 18Z	1
14	B065 6452	Tray Link Guide	1
15	B065 6346	Paper Tray Link	1
16	AA14 3718	Stepped Screw - M4	1
17	AA06 0901	Spring	1
18	AA04 3575	Timing Belt	1
19	AB01 7690	Pulley:Idler:30T/24Z	1
20	B065 6456	Vertical Transport Link	1
21	AA06 0900	Spring	1
22	AB03 0734	Pulley - 30Z	1
23	AB01 1490	Gear - 38Z	1
24	AB01 1491	Gear - 21Z	1
25	B065 6306	Reverse Drive Shaft	1
26	AB01 1471	Reverse Gear	1
27	AB01 1591	Gear:Reverse	1
28	B132 6670	DC Solenoid:Reverse:Ass'y	1
29	B065 6415	Motor Base	1
30	B065 6336	Front Side Plate - Paper Feed	1
31	B065 6371	Support Guide Plate	1
32	B065 6333	Reverse Haousing	1
33	AA04 3576	Timing Belt	1
34	B065 6307	Reverse Driven Shaft	1
35	A294 6700	Torque Limiter - 53mnxm	1

Index No.	Part No.	Description	Q'ty Per Assembly
36	AF03 2080	Paper Feed Roller:Separate	1
37	5447 2681	Snap Ring	1
38	B132 6655	Stepper Motor:Paper Feed Unit:Ass'y	1
39	B065 6394	Motor Bracket	1
40	AA06 0904	Spring	1
41	AB03 0733	Pulley - 20T	1
42	B140 6378	Ground Plate:Stepper Motor:Paper Feed Unit	1
101	0450 4008N	Tapping Screw - M4x8	
102	0573 0030E	Hexagon Headless Set Screw - M3x3	
103	0720 0040E	Retaining Ring - M4	
104	0451 4008N	Tapping Screw:4x8	
105	1105 0522	Edge Saddle - LES0510	
106	1105 0328	Harness Clamp - ES-0505	
107	0720 0060E	Retaining Ring - M6	
108	0741 3506	Ball Bearing - 6x12x4 mm	
109	0353 0040N	Screw - M3x4	

CÓPIA NÃO CONTROLADA

## 27.Vertical Transport (D052/D053/D054)

CÓPIA NÃO CONTROLADA



CÓPIA NÃO CONTROLADA

**27.Vertical Transport (D052/D053/D054)**

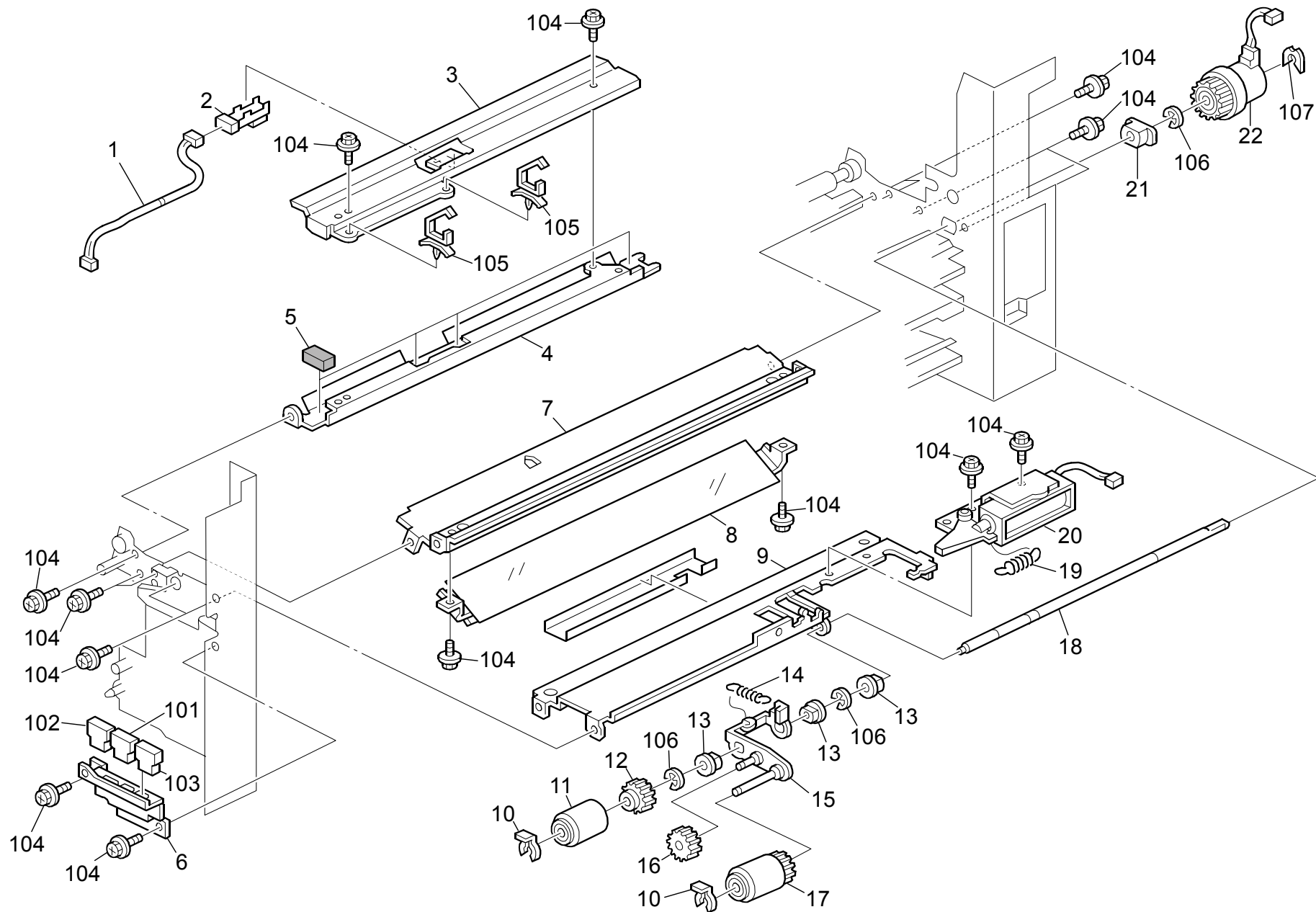
CÓPIA NÃO CONTROLADA

Index No.	Part No.	Description	Q'ty Per Assembly
1	B132 6621	Paper Feed Unit:Paper Bank	1
2	B140 6361	Paper Bank Connecting Guide Plate	1
3	B132 7583	Harness - Joint Unit	1
4	B132 6655	Stepper Motor:Paper Feed Unit:Ass'y	1
5	AF02 0726	Transport Roller:Drive:Grip	1
6	AB01 1466	Gear - 35Z	1
7	AA04 3575	Timing Belt	1
8	AB01 7619	Gear - 24Z/40Z	1
9	B140 6472	Joint Unit Guide Plate Ass'y	1
10	AA06 3878	Spring	1
11	B247 6430	Cover:Release:Vertical Transport	1
12	A029 2984	Decal - Grip	1
13	B247 6426	Lever:Release:Vertical Transport	1
14	B065 6428	Release Button - Vertical Transport	1
15	B065 6427	Release Lever - Vertical Transport	1
16	AA14 3560	Stepped Screw - M4	3
17	B065 6403	Front Side Plate - Vertical Transpo	1
18	B247 6421	Transport Unit:Vertical Transport:Ass'y	1
19	B065 6404	Rear Side Plate - Vertical Transpor	1
20	AF02 0295	Vertical Driven Roller	4
21	AA08 0241	Bushing - M4	8
22	AA06 3487	Spring - 10mm	8
23	B065 6407	Transport Pressure Plate	1
24	B247 6982	Stepped Screw - M5	4
25	B065 6402	Transport Pressure Plate	1
26	A096 5528	Micro Switch Sheet	1
27	B065 6122	Micro Switchbracket	1
28	A423 4433	Spring	1
29	AA14 3809	Shoulder Screw - M2.5	1
30	B065 6078	LCT Stay	1

Index No.	Part No.	Description	Q'ty Per Assembly
101	0451 4008N	Tapping Screw:4x8	
102	1204 2521	Micro Switch	
103	0353 0040N	Screw - M3x4	
104	0720 0060E	Retaining Ring - M6	
105	0742 3808	Ball Bearing - 8x16x5	
106	1102 6249	Relay Connector - 6P	
107	1105 0511	Harness Clamp - LWS-0306ZC	

CÓPIA NÃO CONTROLADA

## 28.Paper Registration 1 (D052/D053/D054) CÓPIA NÃO CONTROLADA



CÓPIA NÃO CONTROLADA

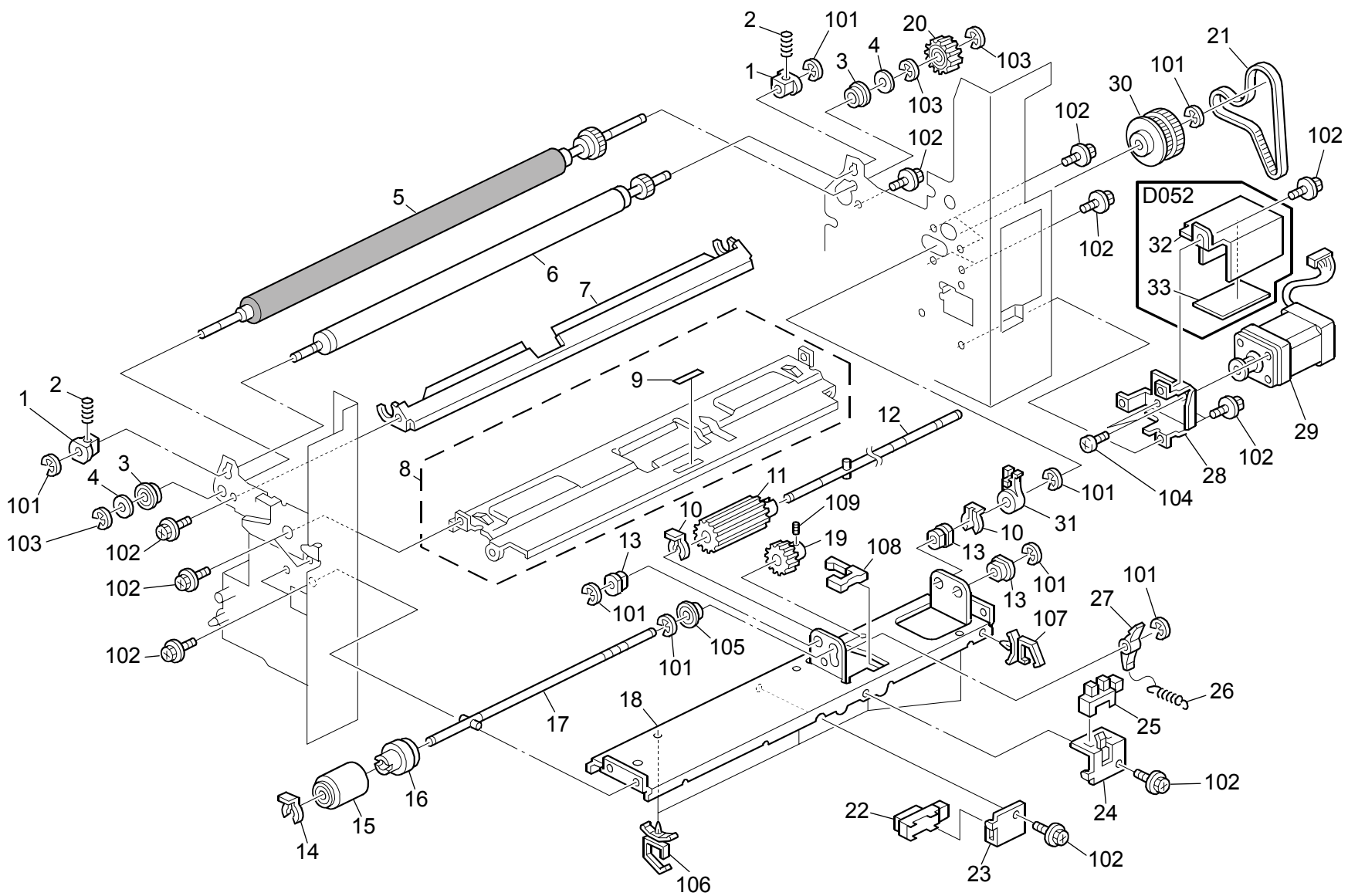
## 28.Paper Registration 1 (D052/D053/D054) CÓPIA NÃO CONTROLADA

Index No.	Part No.	Description	Q'ty Per Assembly
1	B065 2763	Relay Registration Harness	1
2	AW01 0107	Paper Feed Sensor	1
3	B065 2621	Sensor Bracket	1
4	B065 2620	Paper Dust Removal Case	1
5	AA15 2441	Case Seal	4
6	B065 2608	Development Connector Bracket	1
7	B140 2614	Upper Front Registration Guide	1
8	B140 2622	Lower Front Registration Guide	1
9	B065 2682	Paper Feed Stay	1
10	5447 2681	Snap Ring	2
11	AF03 1083	Paper Feed Roller:Feed:Manual Feed	1
12	AB01 1478	Gear - 18Z	1
13	AA08 2116	Bushing - M8	3
14	AA06 0888	Spring	1
15	B065 2688	Pick-up Roller Arm	1
16	5447 2706	Gear - 15T	1
17	AF03 0080	Paper Feed Roller:Pickup	1
18	AA14 0819	Feed Roller Shaft	1
19	AA06 0887	Spring	1
20	B247 2690	DC Solenoid 24V	1
21	AA08 3019	Bushing	1
22	AX20 0277	Magnetic Clutch:0.53N M:36Z	1

Index No.	Part No.	Description	Q'ty Per Assembly
101	1102 6247	Connector - 4P	
102	1102 6260	Relay Connector - 3P	
103	1102 6279	Connector - 3P	
104	0451 4008N	Tapping Screw:4x8	
105	1105 0511	Harness Clamp - LWS-0306ZC	
106	0720 0060E	Retaining Ring - M6	
107	0805 0088	Retaining Ring - M6	

CÓPIA NÃO CONTROLADA

**29. Paper Registration 2 (D052/D053/D054)** CÓPIA NÃO CONTROLADA



CÓPIA NÃO CONTROLADA

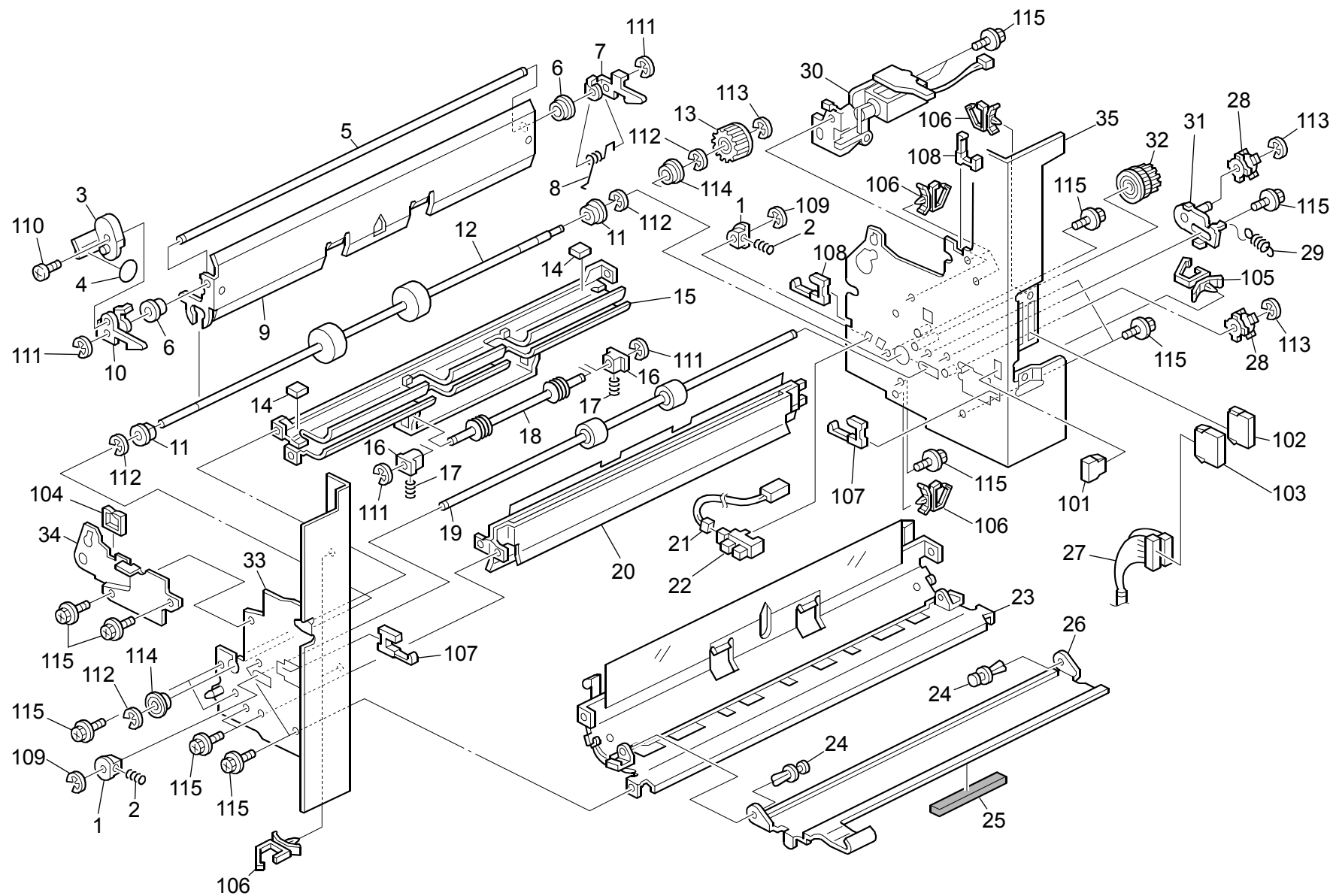
## 29.Paper Registration 2 (D052/D053/D054) CÓPIA NÃO CONTROLADA

Index No.	Part No.	Description	Q'ty Per Assembly
1	AA08 0037	Bushing - 6mm	2
2	5442 2754	Spring - Registration Roller	2
3	A247 2800	Ball Bearing - 8x12x5	2
4	AA13 2025	Spacer - 1x8x12	2
5	B247 2627	Registration Roller - Lower	1
6	B247 2623	Registration Roller:Upper:Press Fit	1
7	B247 2611	Lower Registration Guide	1
8	B247 2700	Stay:Reverse:Ass'y	1
9	B247 2702	Friction Pad - B	1
10	G011 1058	Snap Ring	2
11	AB01 1392	Drive Reverse Gear - 24Z	1
12	G126 2713	Shaft:Reverse:Drive:Ass'y	1
13	AA08 2118	Bushing - M6	3
14	5447 2681	Snap Ring	1
15	AF03 2080	Paper Feed Roller:Separate	1
16	A294 6700	Torque Limiter - 53mnm	1
17	G126 2714	Shaft:Reverse Roller:Ass'y	1
18	B247 2699	Stay:Reverse Roller:Peen	1
19	AB01 1591	Gear:Reverse	1
20	AB01 4077	Registration Roller Gear	1
21	AA04 3944	Timing Belt - S2MT140	1
22	AW01 0107	Paper Feed Sensor	1
23	B065 2708	Middle Sensor Bracket	1
24	B065 2707	Paper End Sensor Bracket	1
25	AW02 0160	Paper Feed Sensor	1
26	AA06 0911	Spring	1
27	B065 2709	Reverse Pressure Lever	1
28	D054 2752	Bracket:Stepper Motor:MM42	1
29	B132 6655	Stepper Motor:Paper Feed Unit:Ass'y	1
30	AB01 7606	Gear - 24Z/46Z	1
31	B065 6445	Feed Lever	1
32	D054 2759	Heat Sink:Stepper Motor:Connecting	1
33	AA16 1168	Cushion:Stepper Motor:Connecting	1

Index No.	Part No.	Description	Q'ty Per Assembly
101	0720 0040E	Retaining Ring - M4	
102	0451 4008N	Tapping Screw:4x8	
103	0720 0060E	Retaining Ring - M6	
104	0360 3006N	Screw - M3x6	
105	0741 3506	Ball Bearing - 6x12x4 mm	
106	1105 0487	Harness Clamp	
107	1105 0511	Harness Clamp - LWS-0306ZC	
108	1105 0522	Edge Saddle - LES0510	
109	0573 0030E	Hexagon Headless Set Screw - M3x3	

CÓPIA NÃO CONTROLADA

## 30.Paper Registration 3 (D052/D053/D054) CÓPIA NÃO CONTROLADA



CÓPIA NÃO CONTROLADA



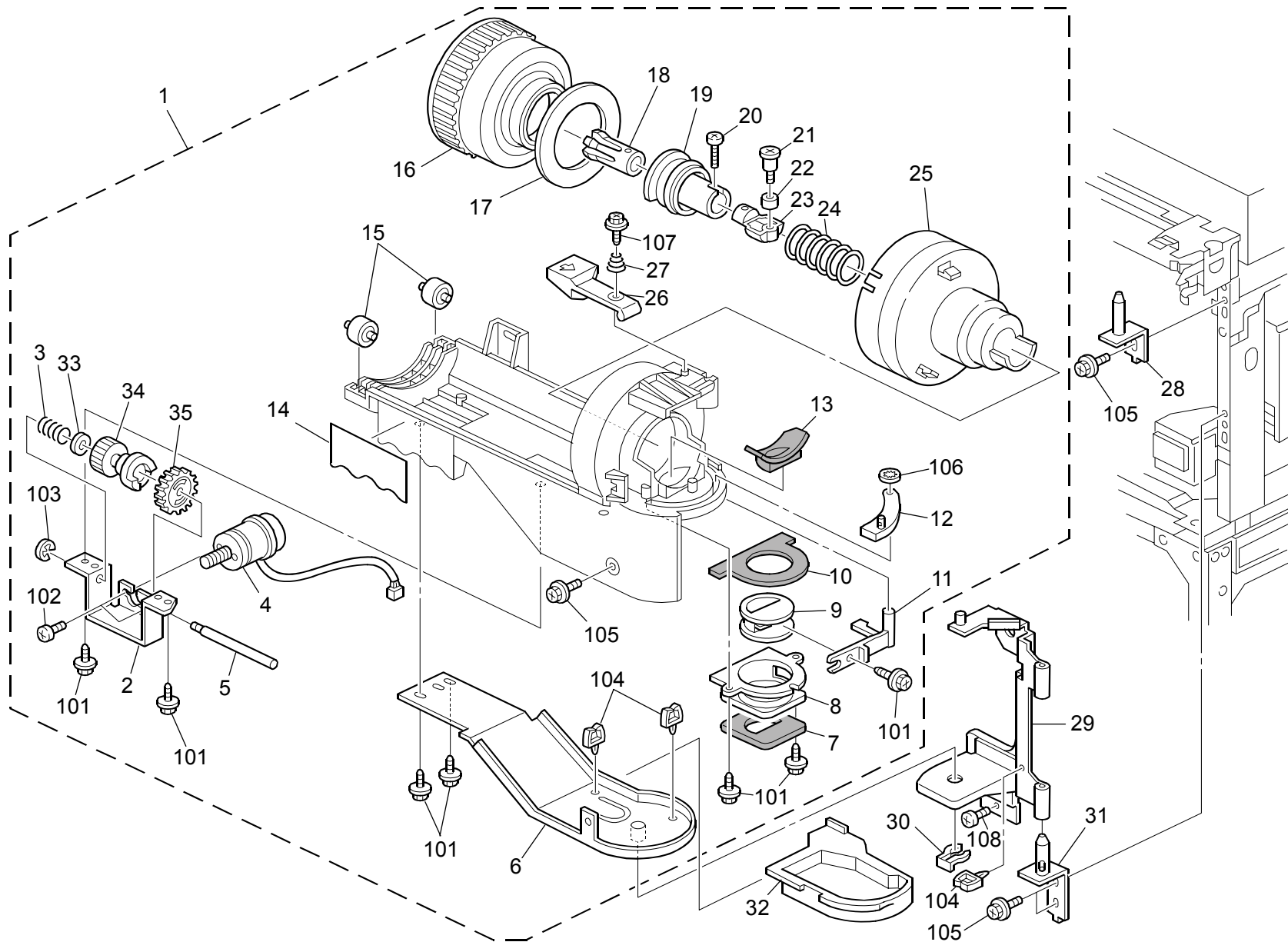
### 30.Paper Registration 3 (D052/D053/D054) CÓPIA NÃO CONTROLADA

Index No.	Part No.	Description	Q'ty Per Assembly
1	AA08 0037	Bushing - 6mm	2
2	AA06 3254	Driven Roller Spring	2
3	A229 2717	Lock Lever	1
4	AA00 1213	Decal - B2	1
5	B247 2642	Lock Shaft	1
6	5443 2668	Bushing - 4x6x7mm	2
7	A229 2655	Read Rock	1
8	B247 2644	Rear Lock Spring	1
9	B140 2647	Open And Close Guide Ass'y	1
10	A096 2633	Front Lock	1
11	AA08 2116	Bushing - M8	2
12	AF02 0564	Connecting Roller	1
13	AB01 1457	Transport Roller Gear	1
14	A469 2123	Rubber Cushion - 1x10x10mm	2
15	B140 2671	Exit Duplex Guide Ass'y	1
16	AA08 0034	Bushing - 4x5x7	2
17	B247 2669	Exit Roller Spring	2
18	B247 2678	Duplex Exit Roller	1
19	B247 2643	Transport Roller:Right:Driven:Ass'y	1
20	B140 2665	Paper Bank Guide Plate Ass'y	1
21	B065 2762	Relay Paper Feed Harness	1
22	AW02 0145	Photointerruptor:Flat	1
23	B140 2675	Option Tray Guide Ass'y	1
24	A048 2838	Nylon Rivet	2
25	AA16 2079	Cushion	1
26	B140 2673	Open And Close Option Tray Exit Guide	1
27	B247 2764	Harness:Manual Feed Unit:Ass'y	1
28	AB03 0722	Pulley - 13MM	2
29	AA06 0890	Spring	1
30	B247 2655	DC Solenoid 24V/16.5W	1
31	B247 2754	Bracket:Tightener:Peen	1
32	AB01 7607	Gear - 22Z/39Z	1
33	B247 2605	Side Plate:Paper Feed:Front:Peen	1
34	B065 2607	Front Support Plate	1
35	B247 2600	Side Plate:Paper Feed:Rear:Peen	1

Index No.	Part No.	Description	Q'ty Per Assembly
101	1102 6246	Relay Connector - 3P	
102	1102 6257	Relay Connector - 14P	
103	1102 6258	Relay Connector - 15P	
104	1105 0328	Harness Clamp - ES-0505	
105	1105 0487	Harness Clamp	
106	1105 0511	Harness Clamp - LWS-0306ZC	
107	1105 0518	Edge Saddle - LES-1010	
108	1105 0522	Edge Saddle - LES0510	
109	0720 0040E	Retaining Ring - M4	
110	0453 3006N	Tapping Screw - M3x6	
111	0720 0030E	Retaining Ring - M3	
112	0720 0060E	Retaining Ring - M6	
113	0720 0040E	Retaining Ring - M4	
114	0742 3808	Ball Bearing - 8x16x5	
115	0451 4008N	Tapping Screw:4x8	

CÓPIA NÃO CONTROLADA

## 31.Toner Hopper Section (D052/D053/D054) CÓPIA NÃO CONTROLADA



CÓPIA NÃO CONTROLADA

### 31.Toner Hopper Section (D052/D053/D054)CÓPIA NÃO CONTROLADA

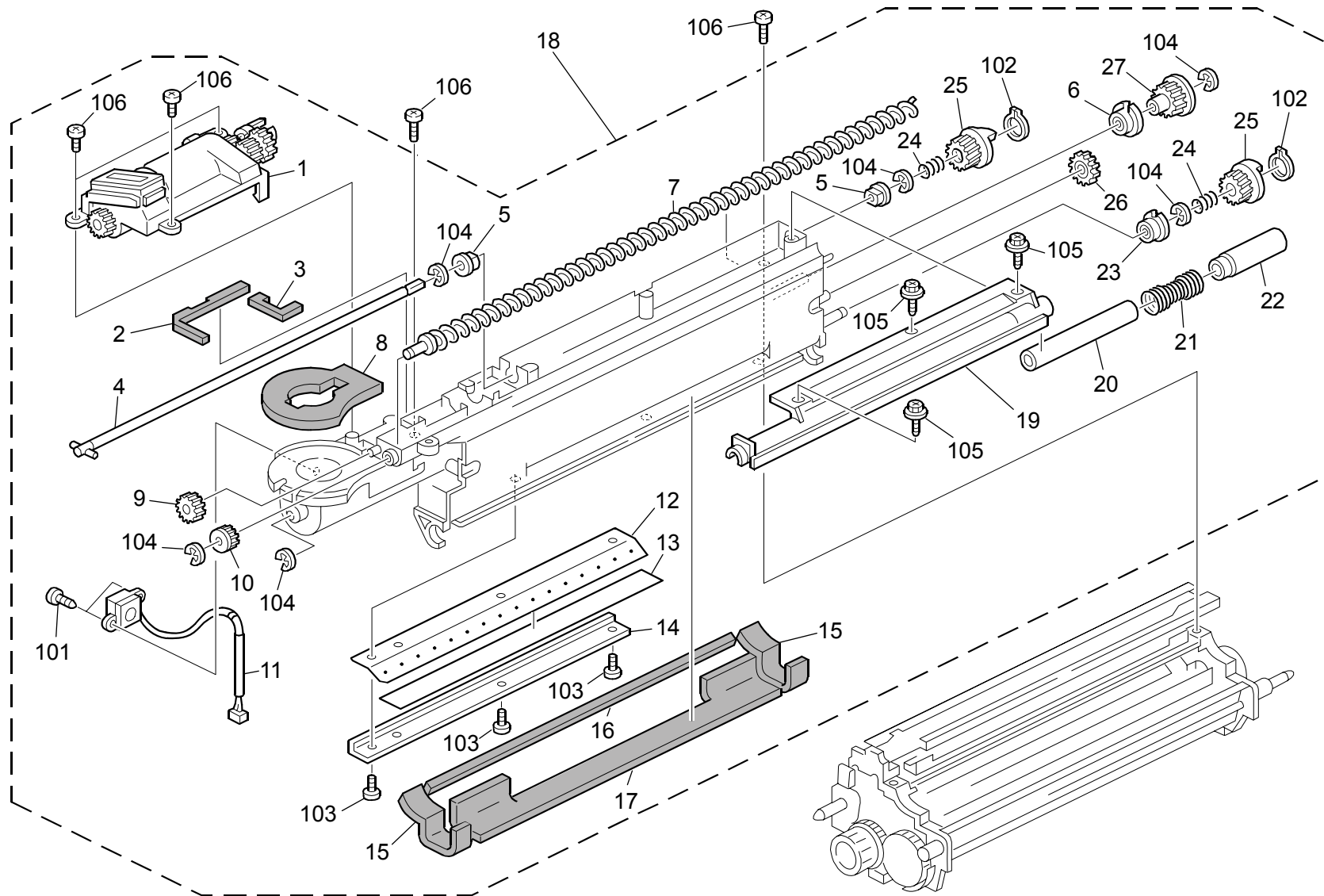
Index No.	Part No.	Description	Q'ty Per Assembly
1	B247 3306	Bottle:Drive:Unit	1
2	B065 3309	Toner Bottle Drive Bracket	1
3	AA06 0291	Spring	1
4	B247 5312	DC Motor:Toner Bottle:DC24V 5.85W	1
5	B247 3332	Shaft:Idler:Drive:Toner Bottle	1
6	B247 3311	Bracket:Turn:Toner Bottle:Sub-Ass'y	1
7	A229 3263	Outer Shutter Shield	1
8	A229 3261	Outer Shutter	1
9	A229 3262	Inner Shutter	1
10	A229 3266	Upper Shutter Shield	1
11	A229 3264	Shutter Lever	1
12	A229 3285	Shutter Cover	1
13	A229 3219	Rubber Bushing - Toner Supply Unit	1
14	AA00 1394	Decal - Toner Supply	1
15	A096 3224	Bottle Roller	2
16	B065 3306	Gear:Toner Bottle:ASS'Y	1
17	A293 3234	Shield Plate - Toner Bottle	1
18	A293 3230	Toner Bottle Chuck	1
19	A293 3227	Toner Slider	1
20	AA14 3816	Flat Screw:Chuck:Bottle	1
21	B247 3331	Screw	1
22	A229 3232	Chuck Roller	1
23	B247 3345	Shaft:Chuck	1
24	AA06 3366	Chuck Spring	1
25	A293 3220	Toner Bottle Stopper	1
26	A293 3282	Toner Bottle Pawl	1
27	B247 3330	Spring	1
28	B247 3273	Contact Point Stay - Upper	1
29	B247 3316	Bracket:Hinge:Open And Close:Ass'y	1
30	A222 2724	External Circlip - MM8	1
31	B247 3271	Contact Point Stay - Lower	1
32	B247 3258	Toner Catchpan Bottle	1
33	AA13 2024	Spacer - M6	1
34	A229 3243	Motor Joint Gear	1
35	A229 3242	Toner Bottle Joint Gear	1

Index No.	Part No.	Description	Q'ty Per Assembly
101	0450 3008N	Tapping Screw - M3x8	
102	0800 0072	Philips Pan Head Screw - M2.6x4	
103	0720 0040E	Retaining Ring - M4	
104	1105 0229	Clamp	
105	0451 4008N	Tapping Screw:4x8	
106	0805 0072	CS Ring	
107	0450 3006N	Tapping Screw - M3x6	
108	0354 0080N	Screw:M4x8	

CÓPIA NÃO CONTROLADA

## 32.Toner Supply Unit (D052/D053/D054)

CÓPIA NÃO CONTROLADA



CÓPIA NÃO CONTROLADA

### 32.Toner Supply Unit (D052/D053/D054)

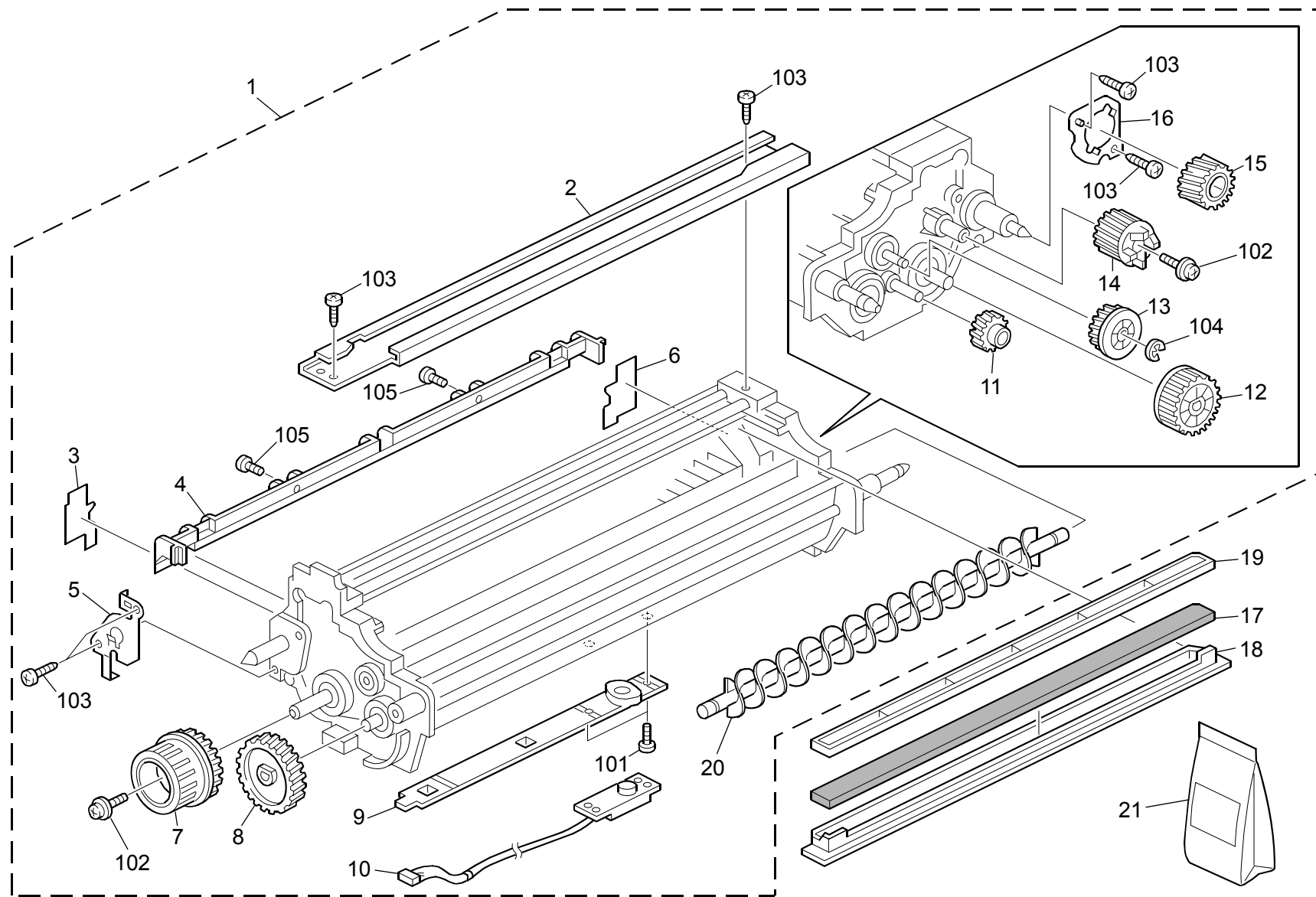
CÓPIA NÃO CONTROLADA

Index No.	Part No.	Description	Q'ty Per Assembly
1	B247 3161	Classification Ass'y	1
2	B065 3122	Toner Separation Joint Seal	1
3	B065 3123	Rear Toner Separation Joint Seal	1
4	B065 3125	Toner Separation Drive Shaft	1
5	5053 0447	Bushing - 6mm	2
6	B247 3176	Boss:Bearing:Agitator:Press Fit	1
7	B247 3720	Transport Screw	1
8	A229 3154	Case Seal	1
9	B065 3138	Idle Gear	1
10	B065 3139	Toner Collection Gear	1
11	B247 5311	Toner End Sensor:Ass'y	1
12	A096 3181	Slitter	1
13	AA15 0361	Slitter Cover Seal	1
14	B065 3146	Nut	1
15	B065 3152	Lower Front Case Seal - Rear	2
16	B065 3153	Lower Filter Case Filter	1
17	B065 3151	Lower Right Case Seal	1
18	B247 3200	Toner Supply Unit:Ass'y	1
19	B065 3140	Upper Cover	1
20	B065 3141	Exit Toner Pile	1
21	B065 3143	Toner Separation Spring	1
22	B065 3142	Toner Separation Shutter	1
23	B247 3175	Bushing 8x14x8	1
24	AA06 0291	Spring	2
25	AB01 3748	Joint Gear - 15Z	2
26	AB01 3747	Gear - 16Z	1
27	AB01 3749	Gear - 15Z	1

Index No.	Part No.	Description	Q'ty Per Assembly
101	0452 3008P	Binding Self-Tapping Screw 3x8	
102	0727 0060E	Retaining Ring - M6	
103	0314 0060N	Screw - M4x6	
104	0720 0040E	Retaining Ring - M4	
105	0450 4008N	Tapping Screw - M4x8	
106	0354 0080N	Screw:M4x8	

CÓPIA NÃO CONTROLADA

33.Development Unit 1 (D052/D053/D054) C  PIA N  O CONTROLADA



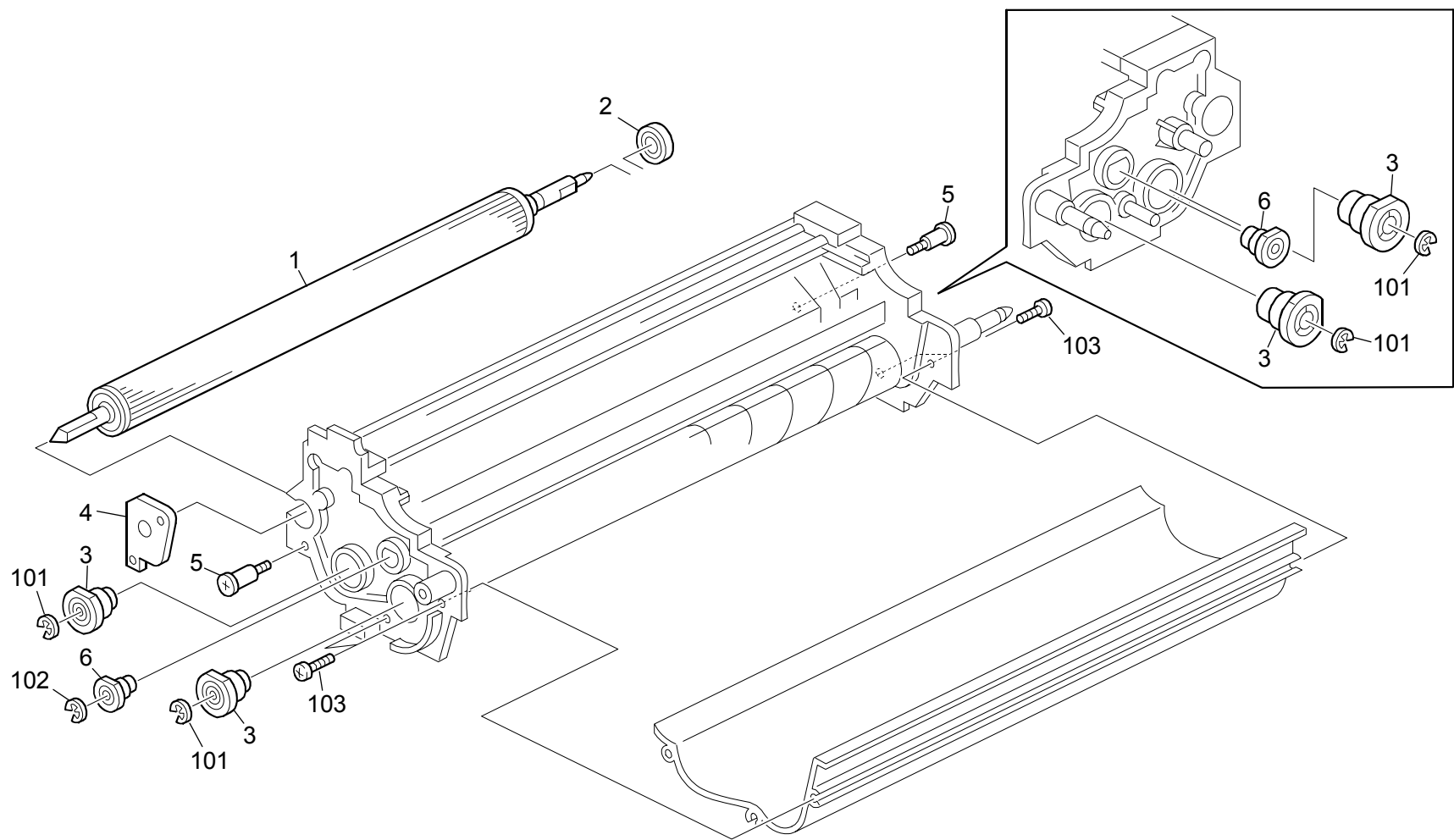
C  PIA N  O CONTROLADA

### 33.Development Unit 1 (D052/D053/D054) CÓPIA NÃO CONTROLADA

Index No.	Part No.	Description	Q'ty Per Assembly
1	B247 3050	Development Unit	1
2	B065 3095	Development Guide Rail	1
3	B140 3099	Shield - Drum Front	1
4	B110 3091	Entrance Seal Ass'y	1
5	B065 3082	Development Bias Plate	1
6	B140 3100	Shield - Drum Rear	1
7	B065 3071	Development Knob	1
8	B065 3076	Gear - 41Z	1
9	B065 3065	Toner Sensor Guide	1
10	B247 5310	Toner Density Sensor	1
11	B065 3098	Gear - 17Z	1
12	B065 3073	Gear - 31Z	1
13	AB01 3790	Gear - 25Z	1
14	B065 3096	Gear - 20Z	1
15	B065 3081	Gear - 21Z	1
16	B065 3079	Ball Bearing Bracket	1
17	B247 3340	Filter:Development	1
18	A096 3141	Development Filter Case	1
19	B065 3108	Filter Plate	1
20	A294 3116	Development Screw	1
21	B064 9640	Developer Type 24 Black	1

Index No.	Part No.	Description	Q'ty Per Assembly
101	0353 0060N	Bind Screw - M3x6	
102	0951 4008N	Screw:Polished Round:M4x8	
103	0452 3010N	Binding Self-Tapping Screw:3x10	
104	0720 0030E	Retaining Ring - M3	
105	0354 0080N	Screw:M4x8	

CÓPIA NÃO CONTROLADA



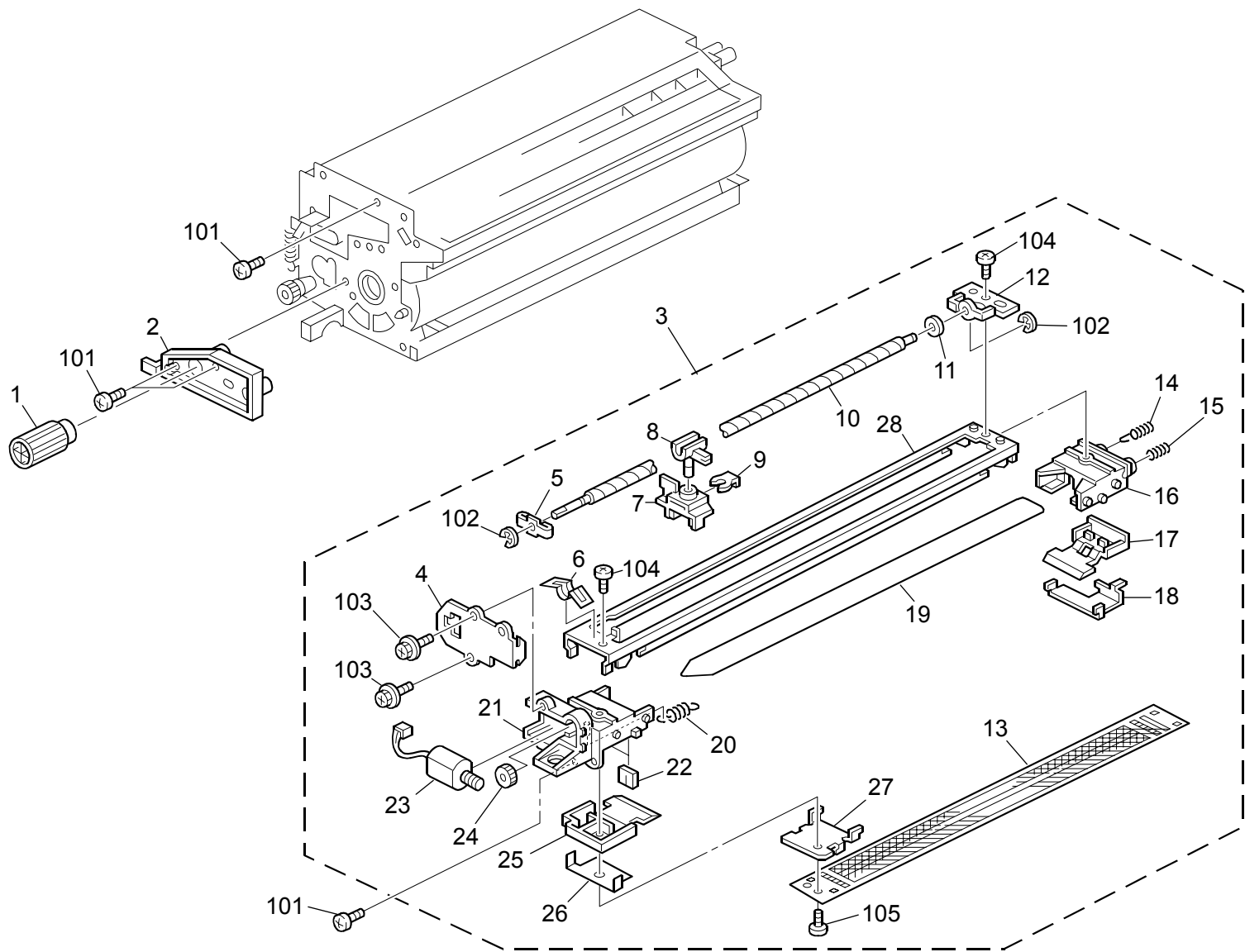


**34.Development Unit 2 (D052/D053/D054)** CÓPIA NÃO CONTROLADA

Index No.	Part No.	Description	Q'ty Per Assembly
1	B065 3062	Development Roller	1
2	B065 3080	Ball Bearing - 12x21x5	1
3	B065 3069	Bushing - 8mm	4
4	B065 3077	Development Roller Adjuster	1
5	AA14 3426	Stopped Screw - M4x17	2
6	B070 3115	Bushing:4mm	2

Index No.	Part No.	Description	Q'ty Per Assembly
101	0720 0060E	Retaining Ring - M6	
102	0720 0030E	Retaining Ring - M3	
103	0354 0120N	Screw M4x12	

CÓPIA NÃO CONTROLADA



**35.PCU 1 (D052/D053/D054)**

CÓPIA NÃO CONTROLADA

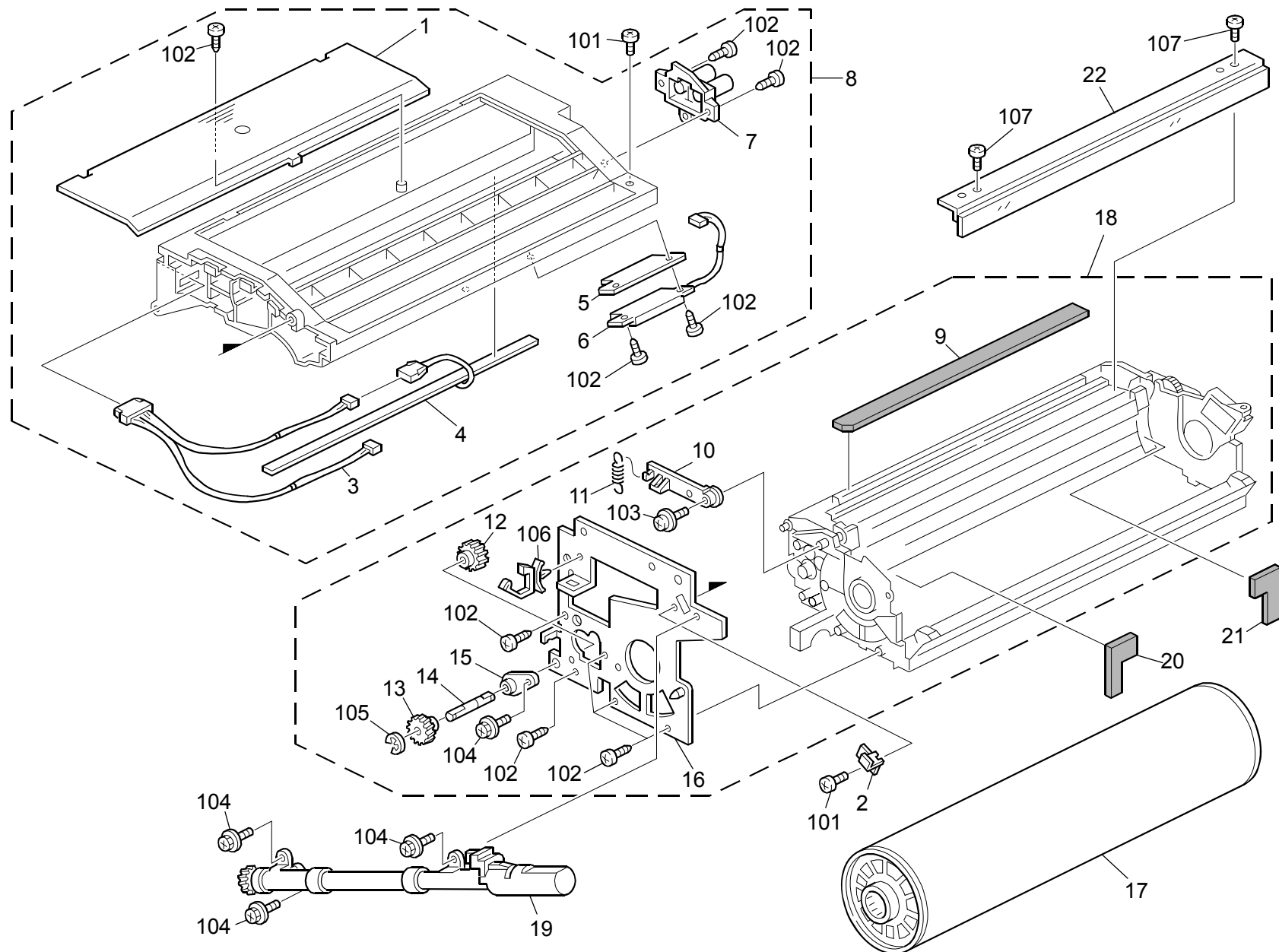
Index No.	Part No.	Description	Q'ty Per Assembly
1	B247 2410	Drum Shaft Knob	1
2	B065 3258	Development Drum Stay	1
3	B247 2010	Charge Corona Unit	1
4	B070 2365	Cleaner Motor Cover	1
5	AA08 0147	Front Bushing	1
6	A176 2054	Grounding Plate	1
7	A096 2063	Corona Wire Cleaner	1
8	A096 2062	Wire Cleaner Slider	1
9	A096 2065	Slider Ring	1
10	A176 2061	Screw Shaft	1
11	B247 2295	Cushion - Spacer	1
12	B140 2291	Bushing:Screw Shaft:Rear	1
13	A096 2060	Grid:Charge Corona:N	1
14	AA06 3248	Charge Terminal Spring	1
15	AA06 3249	Grid Terminal Spring	1
16	AD02 2285	Rear End Block	1
17	AD02 2307	Cover - Rear End Block	1
18	A096 2051	Rear Grid Anchor	1
19	B070 2364	Charge Corona Wire	1
20	AA06 2284	Pressure Spring	1
21	AD02 2283	Front End Block	1
22	B234 2123	Cushion - Wire	2
23	AX04 0147	DC Motor:Cleaner:0.5W	1
24	AB01 0087	Gear - 20Z	1
25	AD02 2306	Cover - Front End Block	1
26	A134 2363	Terminal Plate	1
27	A096 2052	Front Grid Anchor	1
28	B140 2292	Case:Charge Corona	1

Index No.	Part No.	Description	Q'ty Per Assembly
101	0354 0080N	Screw:M4x8	
102	0720 0025E	Retaining Ring - M2.5	
103	0450 3008N	Tapping Screw - M3x8	
104	0971 4006A	Philips Polycarbonate Screw - M4x6	
105	0971 4008A	Philips Polycarbonate Screw - M4x8	

CÓPIA NÃO CONTROLADA

# 36.PCU 2 (D052/D053/D054)

CÓPIA NÃO CONTROLADA



CÓPIA NÃO CONTROLADA

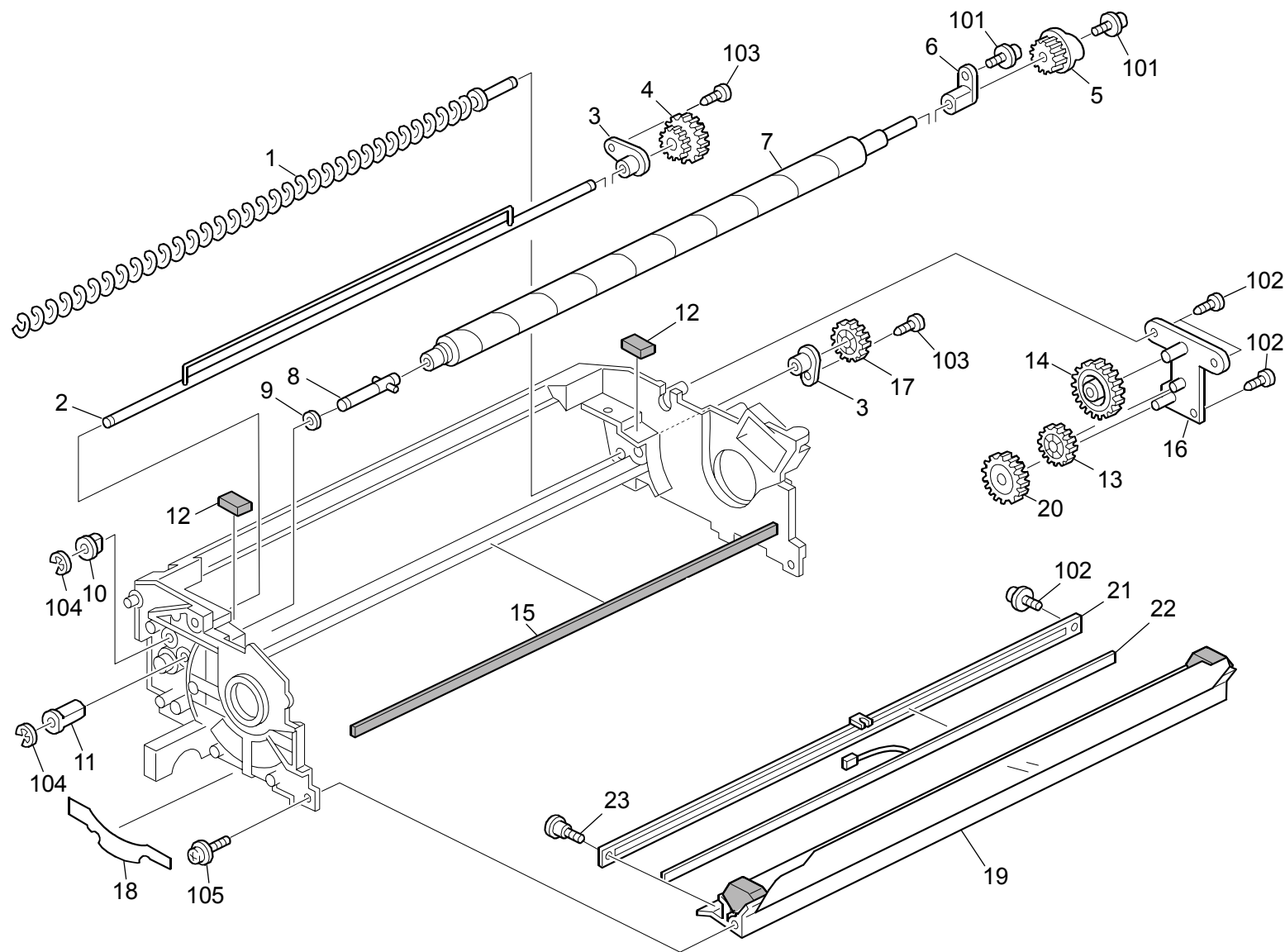
**36.PCU 2 (D052/D053/D054)**

CÓPIA NÃO CONTROLADA

Index No.	Part No.	Description	Q'ty Per Assembly
1	A293 2418	Upper Unit Cover	1
2	B065 1957	Shield Glass Cover	1
3	B065 2494	Upper PCU Harness	1
4	B234 2270	LED Array	1
5	A096 2301	Grounding Plate	1
6	B247 2271	Electric Potential Sensor	1
7	B065 2392	Receptacle	1
8	B247 2270	PCU Unit - Upper	1
9	B247 3340	Filter:Development	1
10	B065 2426	Pressure Release Lever	1
11	AA06 0891	Spring	1
12	AB01 1461	Toner Recycling Connecting Gear	1
13	AB01 1462	Toner Recycling Gear	1
14	B247 2377	Shaft:Connecting:Toner Recycling	1
15	AA08 2122	Bushing	1
16	B065 2371	Drum Stay	1
17	B246 9510	OPC Drum: MT-C3	1
18	B246 2261	PCU:Lower:NA	1
18	B247 2260	PCU Unit - Lower	1
19	B247 2395	Toner Recycling Ass'y	1
20	AA15 2431	Front Drum Seal	1
21	A294 3572	Rear Drum Seal	1
22	AD04 1140	Cleaning Blade	1

Index No.	Part No.	Description	Q'ty Per Assembly
101	0354 0080N	Screw:M4x8	
102	0452 3008N	Tapping Screw - M3x8	
103	0951 3006N	Screw - M3x6	
104	0451 4008N	Tapping Screw:4x8	
105	0720 0040E	Retaining Ring - M4	
106	1105 0534	Clamp	
107	0314 0060N	Screw - M4x6	

CÓPIA NÃO CONTROLADA



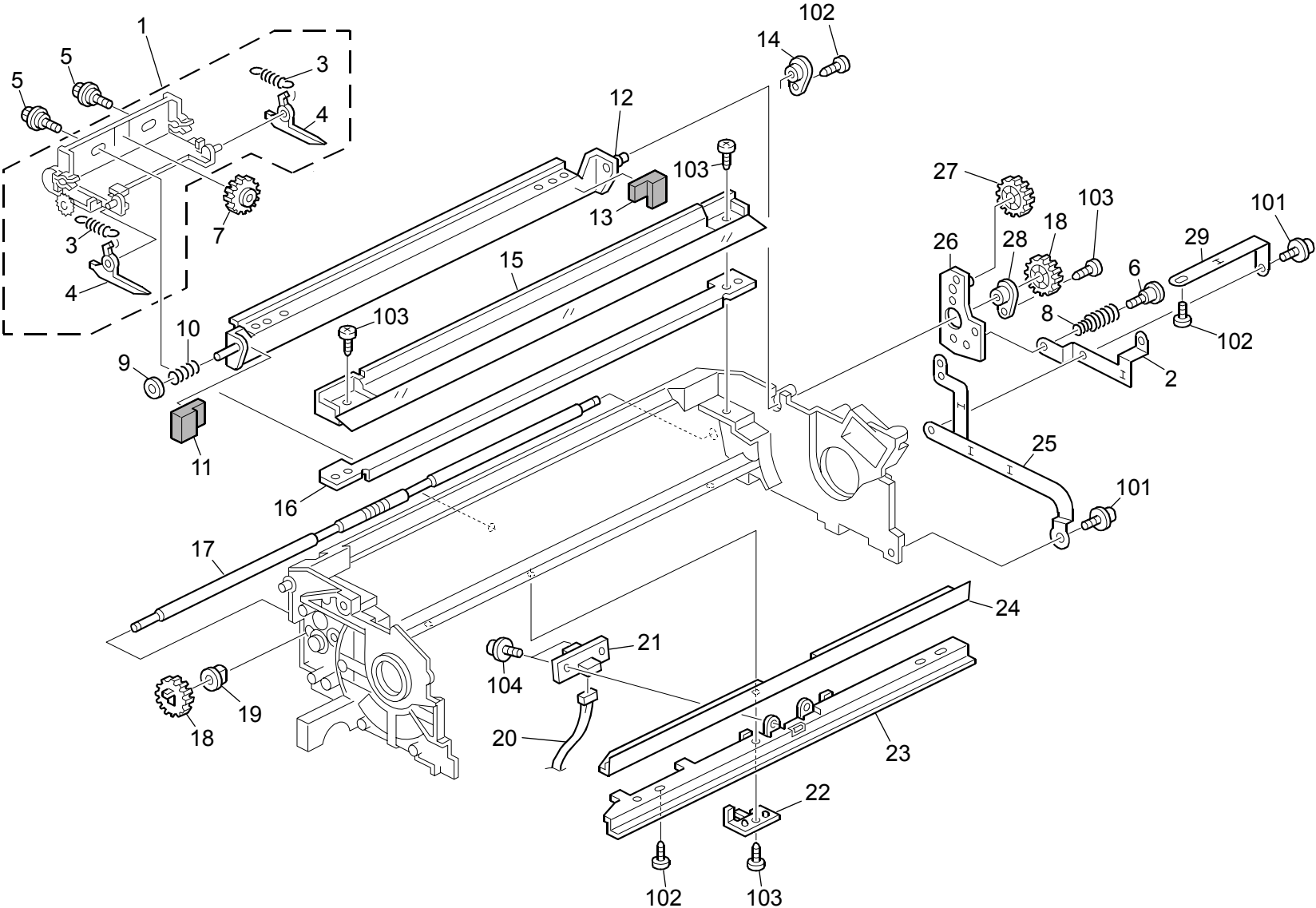
**37.PCU 3 (D052/D053/D054)**

CÓPIA NÃO CONTROLADA

Index No.	Part No.	Description	Q'ty Per Assembly
1	B247 2326	Toner Collection Coil	1
2	B247 2322	Agitator:Ass'y	1
3	AA08 2121	Toner Collection Coil Bushing	2
4	B065 2428	Agitator Gear	1
5	B065 2425	Brush Roller Gear	1
6	AA08 2119	Roller Bushing	1
7	B247 2330	Brush Roller:Cleaning	1
8	B247 2366	Shaft:Brush Roller:Front:Ass'y	1
9	AA13 2208	Spacer - M6	1
10	AA08 2101	Bushing - 6x10x6	1
11	AA08 2094	Bushing - Brush Roller	1
12	AA15 3085	Inner Case Seal	2
13	AB01 1460	Idler Gear	1
14	B065 2427	Cam - Blade	1
15	AA15 3088	Cleaning Entrance Seal - 3x345x2	1
16	B247 2353	Bracket:Swivel:Blade:Ass'y	1
17	AB01 1459	Toner Collection Coil Gear	1
18	B140 2421	Pre-Transfer Lamp Harness Plate	1
19	B140 2413	Entrance Transfer Stay Ass'y	1
20	AB01 7612	Gear	1
21	B140 2382	Pre-Transfer Lamp Case Ass'y	1
22	B234 2270	LED Array	1
23	5206 2684	Shoulder Screw - M3	1

Index No.	Part No.	Description	Q'ty Per Assembly
101	0951 3006N	Screw - M3x6	
102	0452 3008N	Tapping Screw - M3x8	
103	0452 3010N	Binding Self-Tapping Screw:3x10	
104	0720 0040E	Retaining Ring - M4	
105	0951 3008N	Screw:Polished Roud:M3x8	

CÓPIA NÃO CONTROLADA





**38.PCU 4 (D052/D053/D054)**

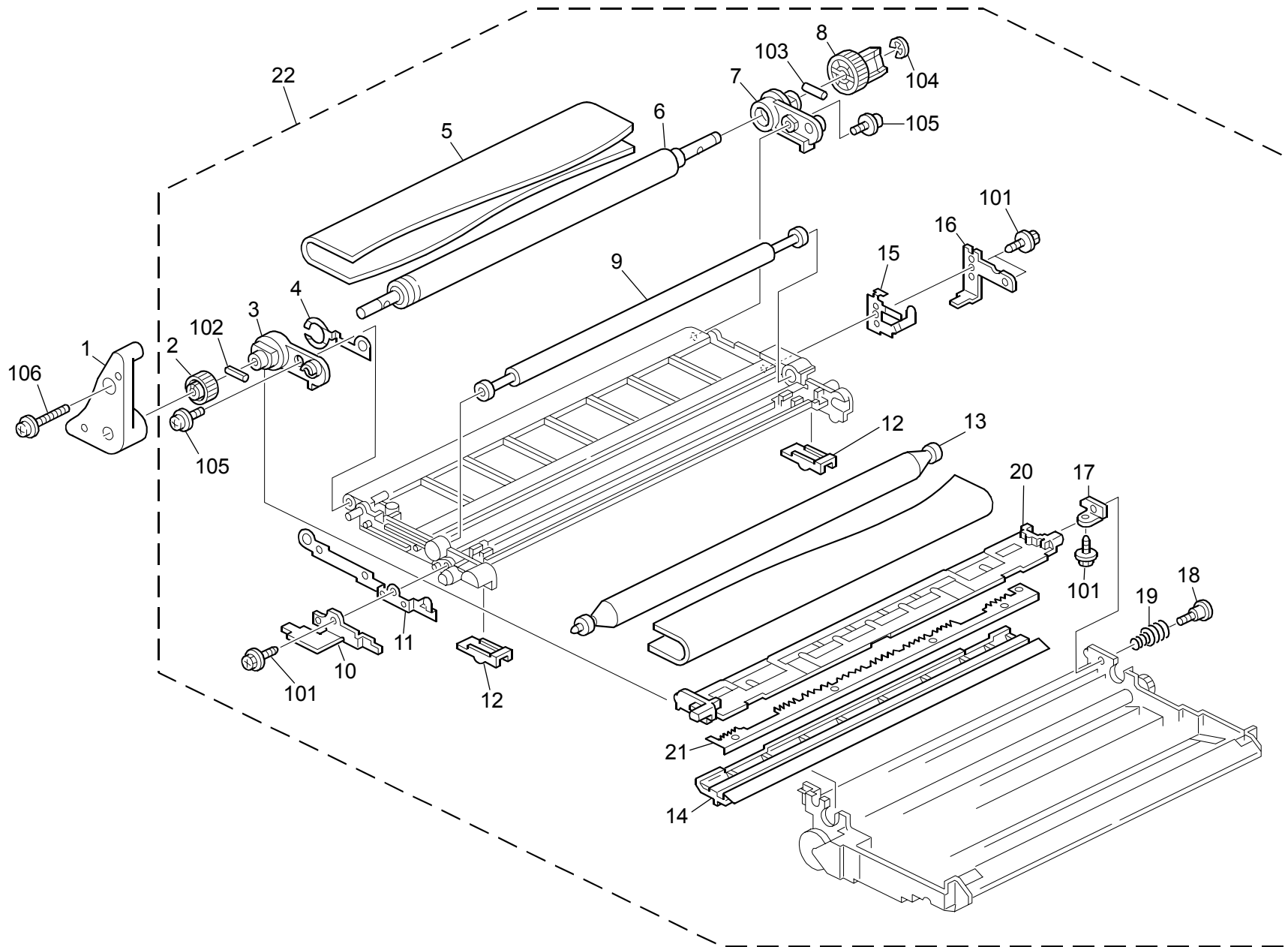
CÓPIA NÃO CONTROLADA

Index No.	Part No.	Description	Q'ty Per Assembly
1	B065 2336	Pickoff Pawl:Drum:Ass'y	1
2	B065 2358	Bracket Grounding Bracket	1
3	AA06 0892	Pick-off Pawl Spring	2
4	AD02 5024	Pick-off Pawl	2
5	AA14 3523	Shoulder Screw - M3	2
6	AA14 3544	Screw - M3	1
7	AB01 7611	Pick-off Pawl Cam	1
8	AA06 3576	Spring	1
9	AA13 2208	Spacer - M6	1
10	AA06 3610	Spring - 4060MN	1
11	B065 2316	Front Blade Seal	1
12	B247 2314	Bracket:Blade:Ass'y	1
13	B065 2317	Rear Blade Seal	1
14	AA08 2120	Bushing	1
15	B065 2386	Middle PCU Casing	1
16	B065 2389	Bracket:Brush Roller	1
17	B247 2342	Shaft:Pickoff Pawl:Swivel	1
18	AB01 1459	Toner Collection Coil Gear	2
19	AA08 2101	Bushing - 6x10x6	1
20	B247 2497	Harness:PCU:Lower	1
21	B234 2279	Density Sensor P	1
22	B065 2364	Pick-off Pawl Positioning Plate	1
23	B065 2361	Entrance Seal Holder	1
24	B065 2362	Cleaning Entrance Seal	1
25	B065 2381	Grounding Plate	1
26	B247 2344	Bracket:Idler:Pickoff Pawl:Ass'y	1
27	AB01 1460	Idler Gear	1
28	AA08 2121	Toner Collection Coil Bushing	1
29	B065 2369	Grounding Plate - Entrance Seal	1

Index No.	Part No.	Description	Q'ty Per Assembly
101	0951 3008N	Screw:Polished Roud:M3x8	
102	0452 3008N	Tapping Screw - M3x8	
103	0452 3010N	Binding Self-Tapping Screw:3x10	
104	0951 3006N	Screw - M3x6	

CÓPIA NÃO CONTROLADA

39.Transfer Belt Unit 1 (D052/D053/D054) CÓPIA NÃO CONTROLADA



CÓPIA NÃO CONTROLADA

### 39.Transfer Belt Unit 1 (D052/D053/D054) CÓPIA NÃO CONTROLADA

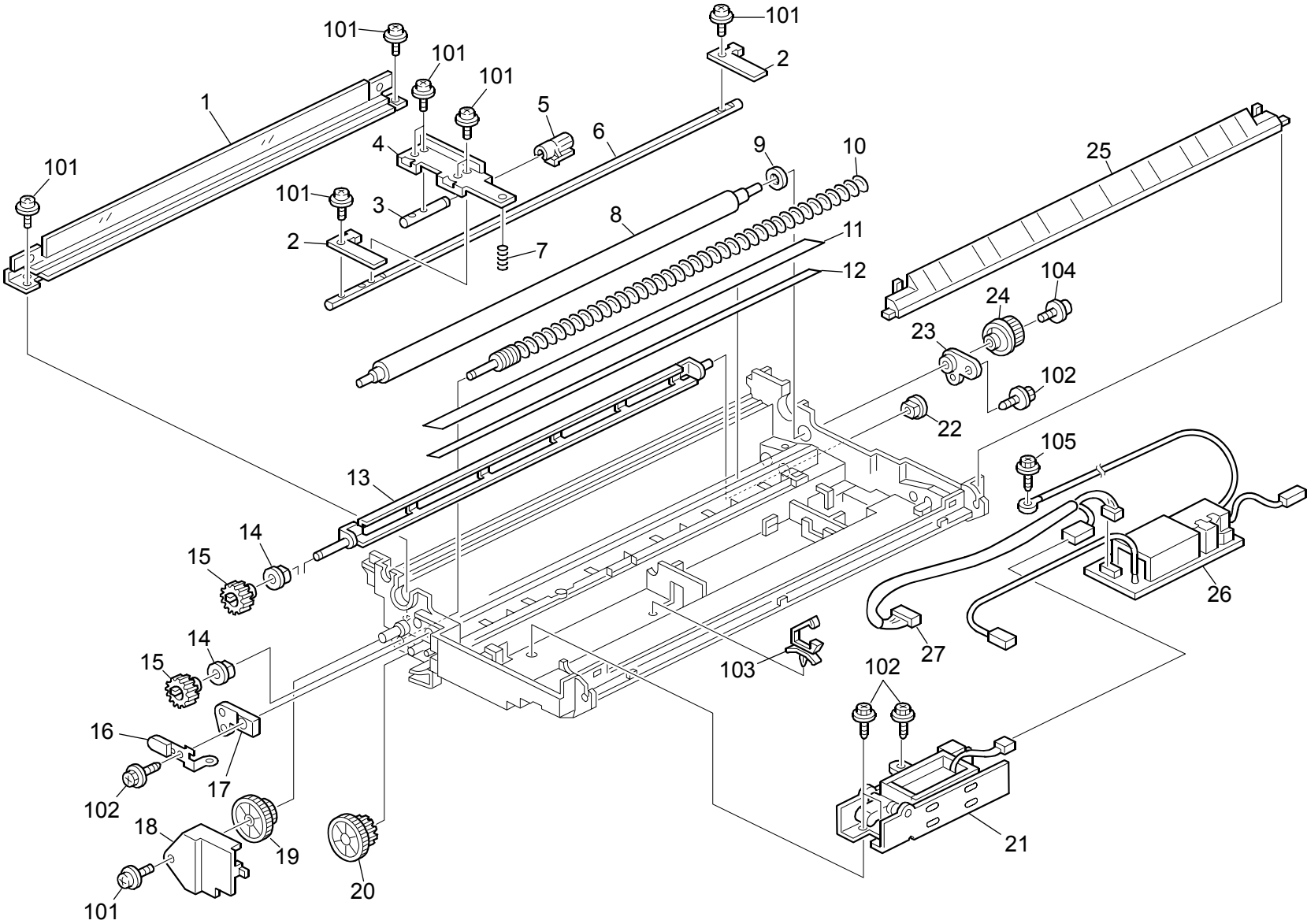
Index No.	Part No.	Description	Q'ty Per Assembly
1	B065 3818	Transfer Unit Guide Plate	1
2	B065 3873	Toner Collection Gear	1
3	A229 3861	Front Arm	1
4	A229 3875	Drive Electrode	1
5	A293 3899	Transfer Belt - Mojito Service	1
6	B247 3866	Drive Roller	1
7	A229 3862	Rear Arm	1
8	B065 3872	Transfer Unit Joint	1
9	B247 3870	Bias Roller	1
10	B065 3875	Terminal	1
11	B065 3874	Electrode Plate	1
12	B065 3868	Pressure Arm	2
13	A229 3865	Transport Driven Roller	1
14	B065 3945	Entrance Seal Holder	1
15	B247 3980	Electrode:Bias	1
16	B065 3878	Bias Terminal	1
17	B065 3950	Grounding Bracket	1
18	H053 1150	Stepped Screw - Locking	1
19	AA06 3310	Guide Plate Spring	1
20	B065 3942	Guide Plate	1
21	B065 3947	Anti-static Plate	1
22	B246 3854	Transfer Unit	1

Index No.	Part No.	Description	Q'ty Per Assembly
101	0450 3008N	Tapping Screw - M3x8	
102	0623 0120E	Spring Pin - M3x12	
103	0633 0180G	Parallel Pin - 3x18mm	
104	0720 0060E	Retaining Ring - M6	
105	0951 3008N	Screw:Polished Roud:M3x8	
106	0951 4014N	Screw:Polished Round:M4x14	

CÓPIA NÃO CONTROLADA

## 40. Transfer Belt Unit 2 (D052/D053/D054)

CÓPIA NÃO CONTROLADA



CÓPIA NÃO CONTROLADA

#### 40.Transfer Belt Unit 2 (D052/D053/D054) CÓPIA NÃO CONTROLADA

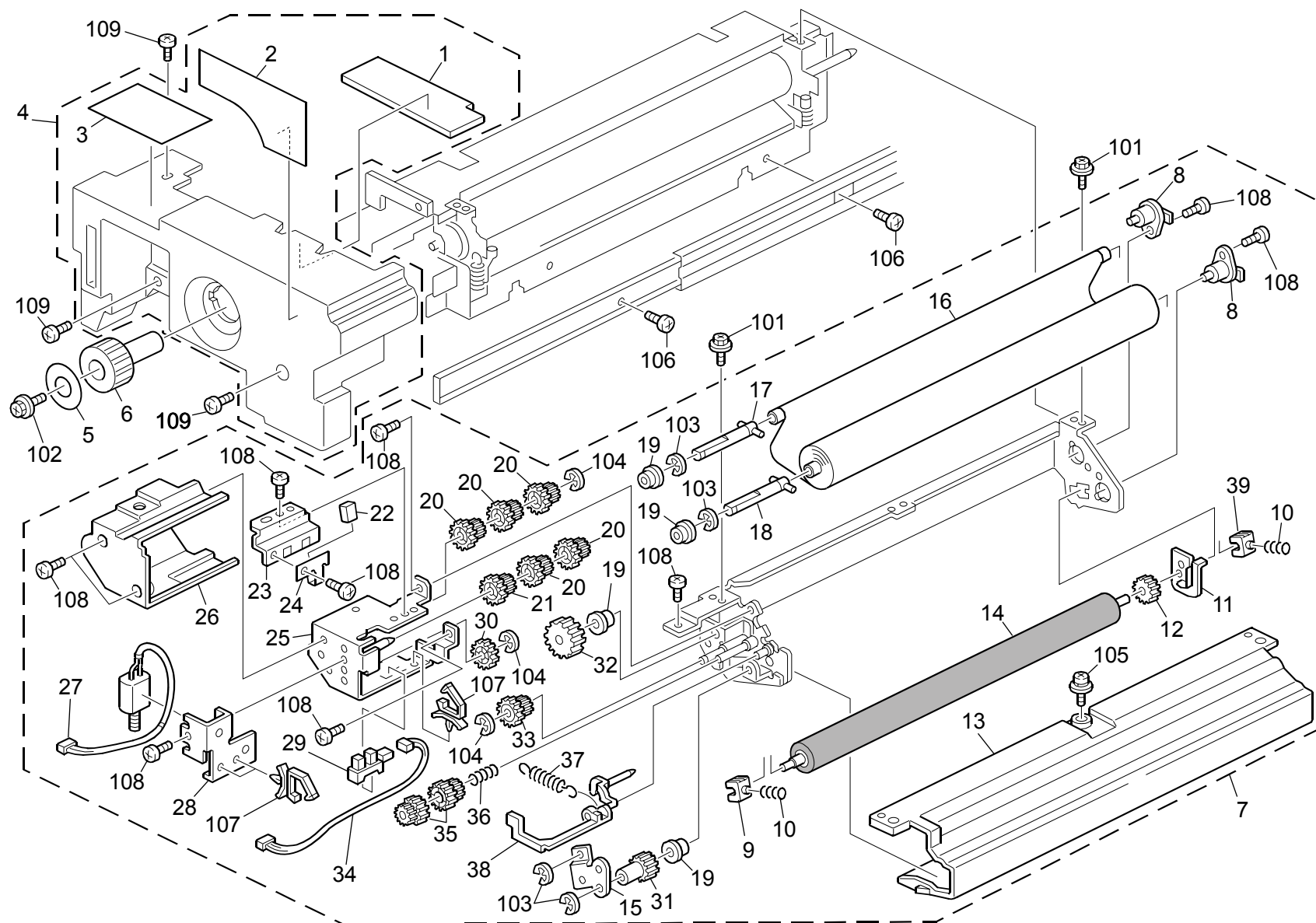
Index No.	Part No.	Description	Q'ty Per Assembly
1	AD04 1126	Transfer Belt Cleaning Blade	1
2	B065 3962	Spring Plate	2
3	B247 3965	Lever Shaft	1
4	B065 3963	Lever	1
5	B065 3964	Bushing	1
6	B247 3961	Shaft - On-Off	1
7	AA06 3877	Spring	1
8	B247 3925	Cleaning Roller	1
9	AA13 2024	Spacer - M6	1
10	B247 3911	Toner Collection Coil	1
11	AD04 7025	Exit Seal	1
12	A229 3934	Tape	1
13	B247 3914	Agitator	1
14	AA08 2101	Bushing - 6x10x6	2
15	B065 3918	Toner Collection Gear Coil	2
16	B065 3928	Cleaning Roller Terminal	1
17	A229 3910	Front Bushing	1
18	B065 3922	Electrode Plate Cover	1
19	B065 3920	Idle Gear - 1	1
20	B065 3921	Idle Gear - 2	1
21	B247 3966	DC Solenoid 24V	1
22	AA08 2058	Bushing - 6x10x9mm	1
23	A229 3911	Rear Bushing	1
24	AB01 4176	Cam Gear - 37Z	1
25	B065 3955	Entrance Guide Plate	1
26	AZ32 0164	Power Pack	1
27	B247 3976	Harness - Transfer Unit	1

Index No.	Part No.	Description	Q'ty Per Assembly
101	0951 3006N	Screw - M3x6	
102	0450 3008N	Tapping Screw - M3x8	
103	1105 0487	Harness Clamp	
104	0951 3004P	Screw:Polished Round:M3x4	
105	0451 3008N	Tapping Screw - M3x8	

CÓPIA NÃO CONTROLADA

# 41.Fusing Unit 1 (D052/D053/D054)

CÓPIA NÃO CONTROLADA



CÓPIA NÃO CONTROLADA

### 41.Fusing Unit 1 (D052/D053/D054)

CÓPIA NÃO CONTROLADA

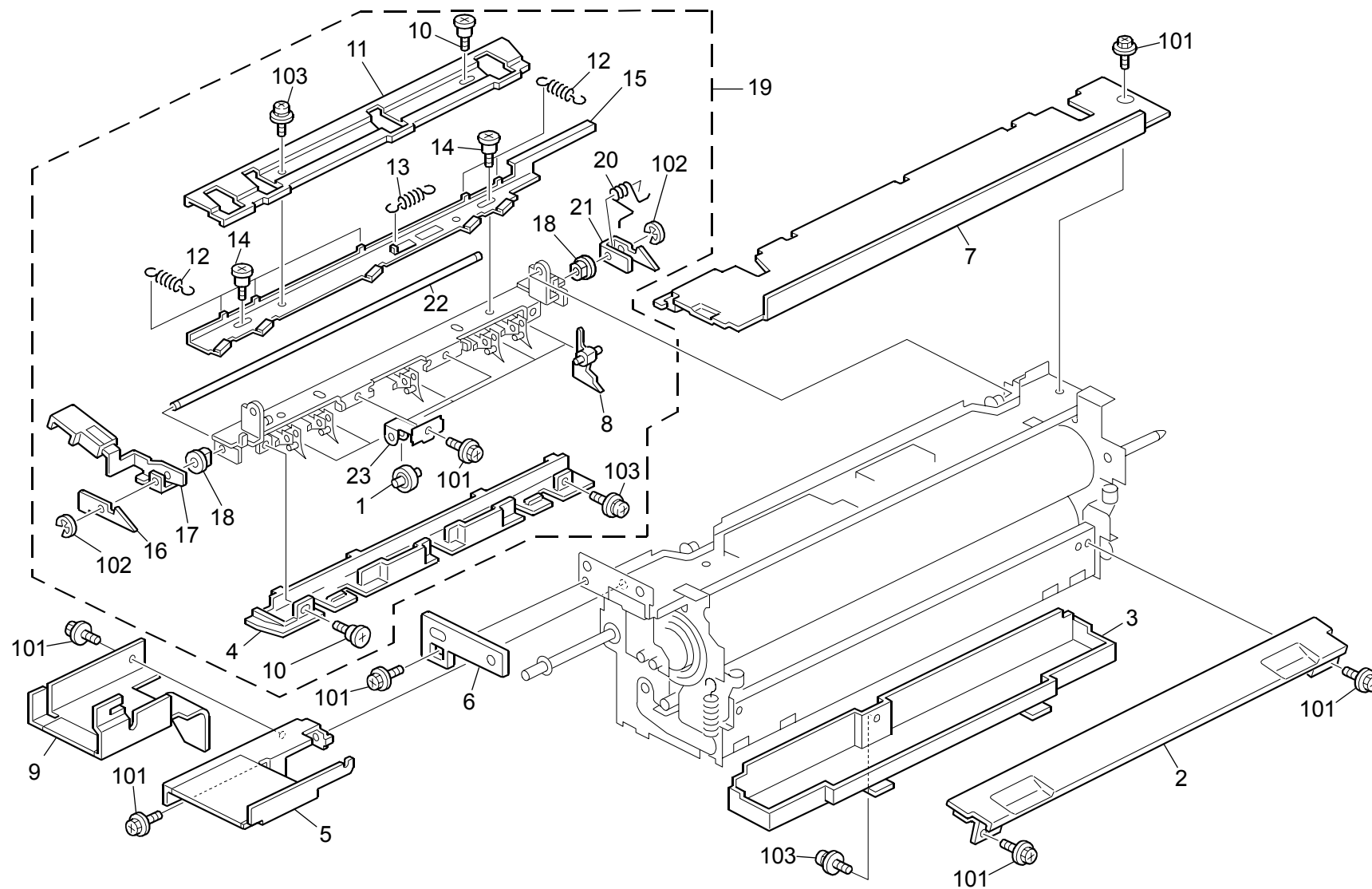
Index No.	Part No.	Description	Q'ty Per Assembly
1	B065 4255	Insulator	1
2	B065 4274	Decal - Misfeed Removal	1
3	B065 4481	Decal - Exit	1
4	B246 4266	Inner Cover	1
5	B065 4167	Decal - Fusing Knob	1
6	AG05 0098	Knob:Fusing	1
7	B247 4097	Cleaning Unit:Hot Roller:Ass'y	1
8	B065 4207	Web Shaft	2
9	B140 4191	Front Oil Supply Bushing	1
10	AA06 3886	Spring	2
11	B140 4209	Bracket:Stopper:Ass'y	1
12	B065 4211	Pressure Roller Gear	1
13	B140 4193	Cleaning Unit Cover	1
14	AE04 4068	Pressure Roller:Cleaing Felt	1
15	B140 4187	Cleaning Unit Drive Positioning Plate	1
16	B140 4181	Cleaning Felt Roller Ass'y	1
17	B247 4242	Shaft:Drive:Rolling:Ass'y	1
18	B247 4239	Shaft:Drive:Oil Supply Roller:Ass'y	1
19	AE03 1036	Bushing - 6mm	4
20	B065 4222	Gear - 37Z	5
21	B065 4241	Gear	1
22	B065 4247	Brake Pad	1
23	B065 4232	Feeler Guard Bracket	1
24	B140 4190	Brake Spring Plate	1
25	B247 4188	Bracket:Drive:Ass'y	1
26	B065 4231	Web Cover	1
27	AX04 0159	DC Motor: DC5V 0.46W	1
28	B065 4225	Motor Plate Bracket	1
29	AW02 0145	Photointerruptor:Flat	1
30	B065 4223	Motor Gear	1
31	B247 4244	Gear:Z23:Oil Supply Roller	1
32	B065 4238	Gear - 50Z	1
33	B247 4235	Gear:Idler:Cleaing Unit	1
34	B065 4248	Web Harness	1
35	B247 4234	Gear:Stopper:Oil Supply Roller	2

Index No.	Part No.	Description	Q'ty Per Assembly
36	AA06 3851	Pressure Spring	1
37	B065 4221	Feeler Spring	1
38	B140 4195	Feeler:Oil End Sensor	1
39	B140 4192	Inner Back:Oil Supply Bushing	1
101	0360 4006N	Screw - M4x6	
102	0951 4008N	Screw:Polished Round:M4x8	
103	0720 0040E	Retaining Ring - M4	
104	0720 0030E	Retaining Ring - M3	
105	0954 4008N	Screw - M4x8	
106	0453 4008N	Binding Self Tapping Screw:4x8	
107	1105 0511	Harness Clamp - LWS-0306ZC	
108	0354 0060N	Screw-M4x6	
109	0354 0080N	Screw:M4x8	

CÓPIA NÃO CONTROLADA

## 42.Fusing Unit 2 (D052/D053/D054)

CÓPIA NÃO CONTROLADA



CÓPIA NÃO CONTROLADA



**42.Fusing Unit 2 (D052/D053/D054)**

CÓPIA NÃO CONTROLADA

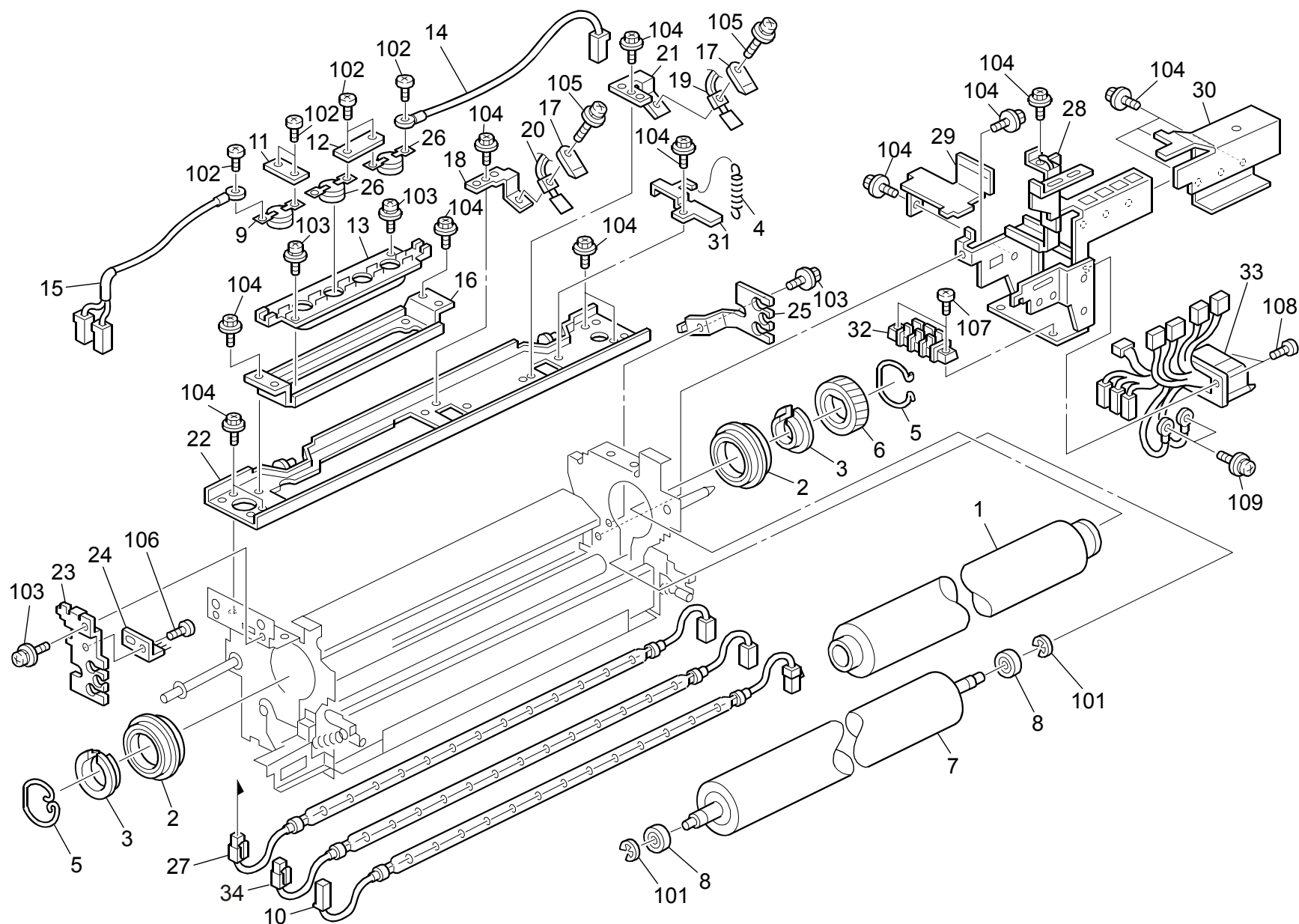
Index No.	Part No.	Description	Q'ty Per Assembly
1	AF04 0561	Fusing Exit Roller - Upper	2
2	B140 4131	Fusing Entrance Guide Plate	1
2	B140 4135	Fusing Entrance Guide Plate Ass'y	1
3	B140 4203	Lower Fusing Cover	1
4	B140 4234	Upper Fusing Exit Guide Plate	1
5	B140 4174	Grip:Fusing Unit:Front:Ass'y	1
6	B065 4138	Side Plate Cover	1
7	B140 4117	Upper Fusing Cover Ass'y	1
8	AE04 4060	Stripper Pawls	5
9	B140 4113	Bracket:Cover:Connector:Ass'y	1
10	AA14 3810	Development Cover Screw	2
11	B065 4398	Slider Cover	1
12	AA06 0539	Stripper Pawl Spring	5
13	AA06 0916	Slider Spring	1
14	B247 4247	Screw:Slider	2
15	B065 4397	Release Slider	1
16	B065 4188	Front Lock Pawl	1
17	B065 4184	Stripper Pawls Grip	1
18	AA08 0274	Bushing	2
19	B247 4080	Stripper Pawls:Open And Close:Ass'y	1
20	AA06 6352	Spring	1
21	B065 4189	Rear Lock Pawl	1
22	B247 4083	Shaft:Release:Stripper Pawls	1
23	B140 4141	Fusing Exit Roller Holder	2

Index No.	Part No.	Description	Q'ty Per Assembly
101	0360 4006N	Screw - M4x6	
102	0720 0030E	Retaining Ring - M3	
103	0954 4008N	Screw - M4x8	

CÓPIA NÃO CONTROLADA

# 43.Fusing Unit 3 (D052/D053/D054)

CÓPIA NÃO CONTROLADA



CÓPIA NÃO CONTROLADA

### 43.Fusing Unit 3 (D052/D053/D054)

CÓPIA NÃO CONTROLADA

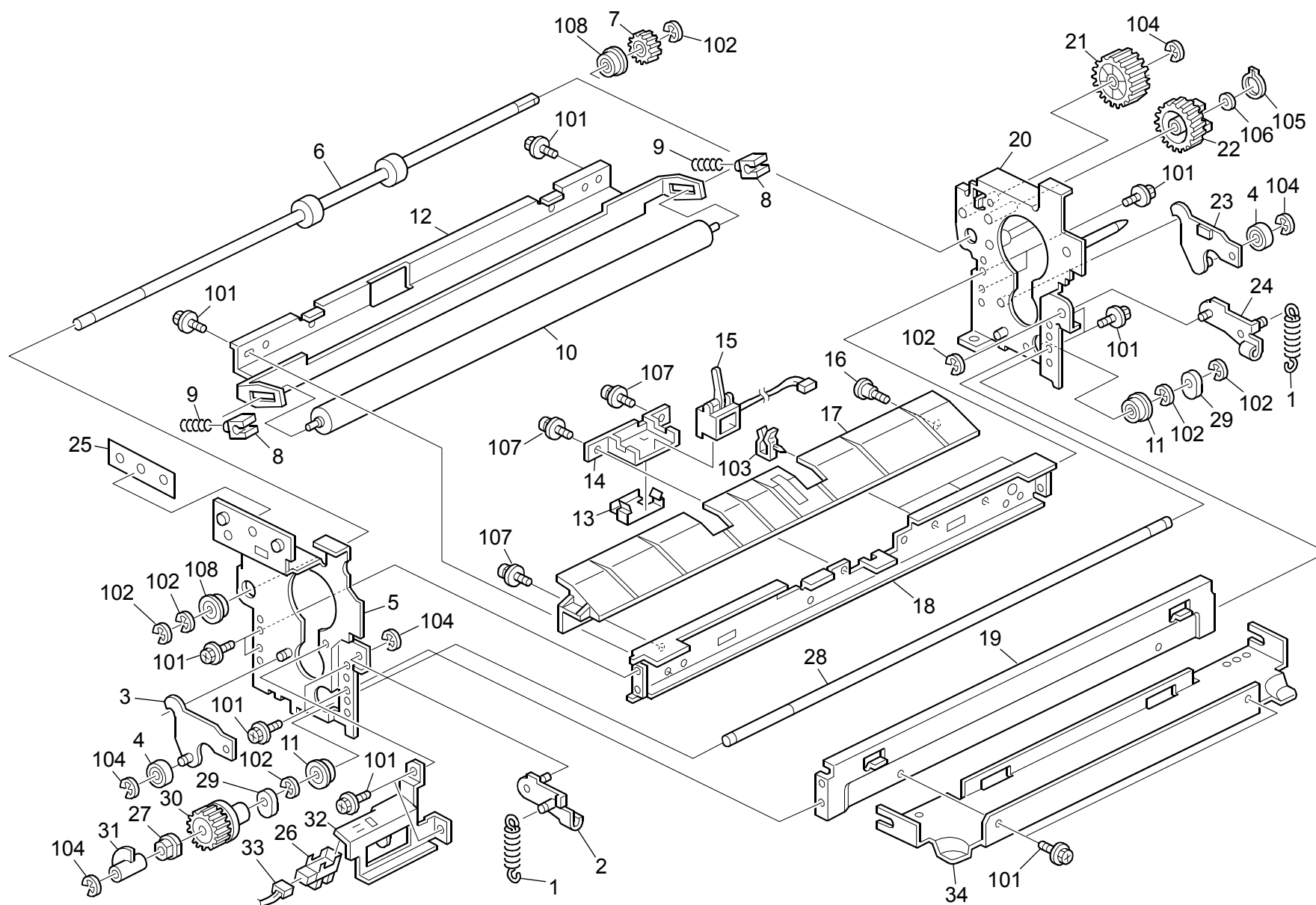
Index No.	Part No.	Description	Q'ty Per Assembly
1	AE01 1117	Hot Roller:MM40	1
2	AE03 0054	Ball Bearing - 40x52x7	2
3	AE03 2026	Thermal Insulating Bushing	2
4	AA06 0894	Spring	1
5	B140 4172	Hot Roller External Circlip	2
6	B140 4194	Gear - 40Z	1
7	AE02 0162	Pressure Roller	1
8	AE03 0053	Ball Bearing - 8x19x6	2
9	AW11 0066	Thermostat- 211c	1
10	AX44 0213	Heater:120V:550W	1
10	AX44 0216	Heater:230V:550W	1
11	B110 4223	Electrode Plate:Thermostat:Coupling	1
12	B140 4169	Thermostat Electrode Plate	1
13	B247 4128	Housing:Thermostat:EXP	1
14	B065 4151	Rear Harness	1
15	B247 4149	Harness - Front	1
16	B140 4145	Bracket:Thermostat	1
17	B140 4179	Plate:Thermistor	2
18	B140 4197	Middle Thermistor Bracket	1
19	AW10 0109	Thermistor - Inner Back	1
20	AW10 0108	Thermistor - Middle	1
21	B140 4196	Inner Back Thermistor Bracket	1
22	B247 4142	Upper Stay	1
23	B140 4171	Front Heater Holder	1
24	A413 1670	Antistatic Brush	1
25	B140 4170	Rear Heater Holder	1
26	AW11 0064	Thermostat-192c	2
27	AX44 0214	Heater:120V:650W	1
27	AX44 0217	Heater:230V:650W	1
28	B140 4157	Drawer Bracket Ass'y	1
29	B140 4159	Harness Plate	1
30	B140 4167	Connector Cover Bracket	1
31	B065 4185	Exit Plate	1
32	A247 4249	Connector - 3P	1
33	B140 4162	Harness:Fusing Unit:NA	1

Index No.	Part No.	Description	Q'ty Per Assembly
33	B140 4164	Harness:Fusing Unit:EU	1
34	AX44 0215	Heater: 120V: 280W: Auxiliary D052/D053	1
34	AX44 0218	Heater: 120V: 280W: Auxiliary D052/D053	1
101	0720 0060E	Retaining Ring - M6	
102	0950 3006M	Philips Screw With Lock Washer	
103	0954 4008N	Screw - M4x8	
104	0360 4006N	Screw - M4x6	
105	0954 3012N	Screw - M3x12	
106	0353 0050N	Screw-M3x5	
107	0354 0120N	Screw M4x12	
108	0353 0080N	Screw:M3x8	
109	0954 3006N	Screw - M3x6	

CÓPIA NÃO CONTROLADA

## 44.Fusing Unit 4 (D052/D053/D054)

CÓPIA NÃO CONTROLADA



CÓPIA NÃO CONTROLADA

**44.Fusing Unit 4 (D052/D053/D054)**

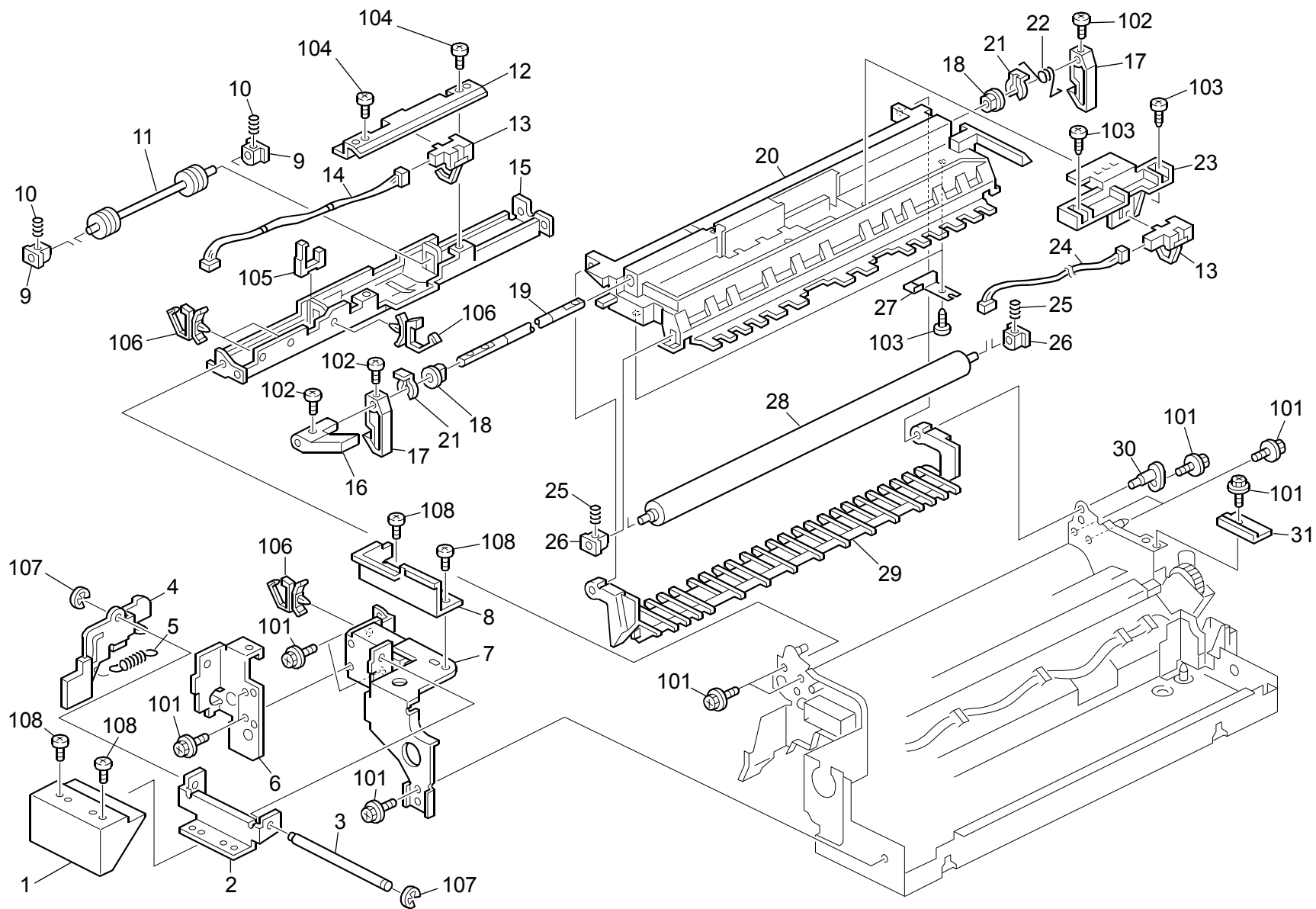
CÓPIA NÃO CONTROLADA

Index No.	Part No.	Description	Q'ty Per Assembly
1	AA06 0946	Pressure Tension Spring	2
2	B247 4131	Lever:Release:Front:Ass'y	1
3	B247 4323	Lever:Front:Ass'y	1
4	AE03 0055	Ball Bearing - 6x15x5	2
5	B247 4101	Side Plate:Fusing:Front:Ass'y	1
6	AF04 0055	Fusing Exit Roller	1
7	AB01 9479	Gear:Fusing Exit	1
8	AE03 1026	Bushing - Oil Supply Roller	2
9	B140 4200	Pressure Cleaning Roller Spring	2
10	AE04 2066	Fusing Cleaning Roller	1
11	AE03 0056	Ball Bearing - 8x16x5	2
12	B140 4198	Fusing Cleaning Roller Bracket	1
13	B065 4141	Spring Plate - Switch	1
14	B065 4139	Switch Holder	1
15	AW20 0010	Paper Feed Sensor	1
16	AA14 3810	Development Cover Screw	1
17	B140 4140	Lower Fusing Exit Guide	1
18	B065 4114	Left Stay	1
19	B140 4112	Right Fusing Stay	1
20	B247 4105	Side Plate:Fusing:Rear:Ass'y	1
21	AB01 2318	Idler Gear	1
22	AB01 2317	Fusing Drive Gear	1
23	B247 4231	Lever:Rear:Ass'y	1
24	B247 4147	Lever:Release:Pressure:Rear:Ass'y	1
25	B065 4129	Sheet:Fiber:Side Plate	1
26	AW02 0160	Paper Feed Sensor	1
27	AA08 2117	Bushing - M6	1
28	B140 4254	Shaft - Turn	1
29	B140 4256	Pressure Release Eccentric Cam	2
30	B247 4264	Gear:Pressure	1
31	B140 4320	Sensor Feeler	1
32	B140 4258	Sensor Bracket Ass'y	1
33	B140 4498	Harness - Positioning Sensor	1
34	B140 4205	Pressure Oil Supply Roller Bracket	1

Index No.	Part No.	Description	Q'ty Per Assembly
101	0360 4006N	Screw - M4x6	
102	0720 0060E	Retaining Ring - M6	
103	1105 0283	Clamp	
104	0720 0040E	Retaining Ring - M4	
105	0727 0080G	Retaining Ring - M8	
106	0807 5056	Washer - 8.1mm	
107	0954 4008N	Screw - M4x8	
108	0742 3808	Ball Bearing - 8x16x5	

CÓPIA NÃO CONTROLADA

**45.Paper Exit Section 1 (D052/D053/D054) CÓPIA NÃO CONTROLADA**



CÓPIA NÃO CONTROLADA

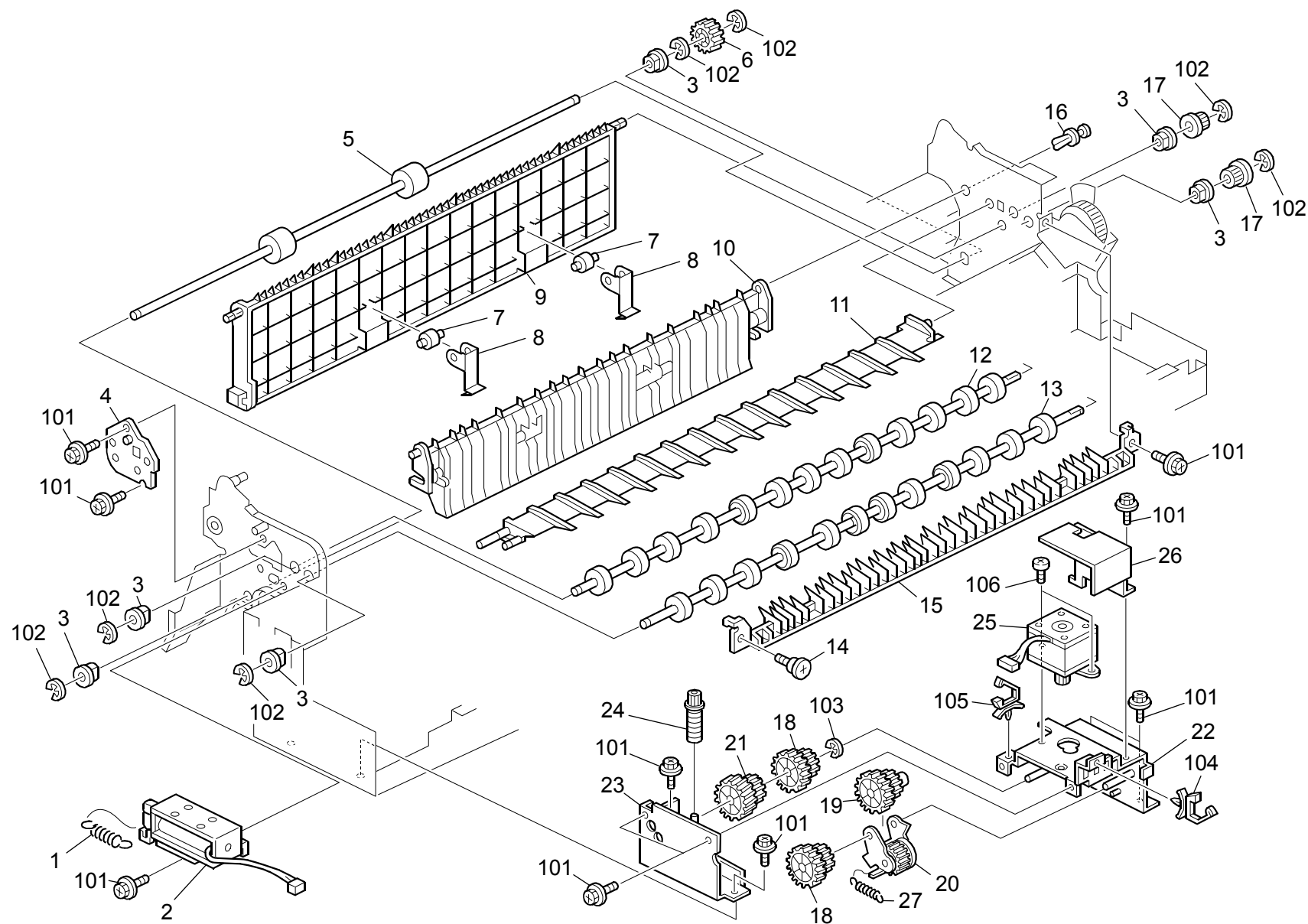
#### 45.Paper Exit Section 1 (D052/D053/D054) CÓPIA NÃO CONTROLADA

Index No.	Part No.	Description	Q'ty Per Assembly
1	B247 4258	Grip - Fusing/Paper Exit Unit	1
2	B065 4262	Lock Lever Bracket	1
3	B247 4260	Shaft:Contact Point:Lever	1
4	B247 4259	Lock Lever	1
5	AA06 0903	Spring	1
6	B065 4266	Lever Contact Bracket	1
7	B140 4470	Protect Bracket Ass'y	1
8	B247 4273	Cover - Exit Grip	1
9	AA08 0034	Bushing - 4x5x7	2
10	B247 4455	Compression Spring	2
11	AF02 2126	Exit Roller - Driven	1
12	B065 4358	Paper Feed Sensor Bracket	1
13	AW02 0183	Photointerruptor:Exit	2
14	B065 4496	Relay Harness -Exit	1
15	B140 4354	Upper Exhaust Guide Plate	1
16	B065 4363	Upper Grip	1
17	B065 4359	Grip Supporter	2
18	AA08 0184	Bushing - Fusing Exit	2
19	B247 4361	Shaft:Grip:Guide Plate	1
20	B065 4373	Upper Exit Guide Plate	1
21	5447 2681	Snap Ring	2
22	AA06 6592	Spring	1
23	B065 4374	Exit Entrance Sensor Bracket	1
24	B065 4495	Relay Harness - Guide Plate	1
25	AA06 3879	Spring	2
26	AA08 0240	Bushing - MM5	2
27	B065 4360	Spring Plate	2
28	B247 4378	Roller:Decura:Driven:Ass'y	1
29	B065 4453	Middle Exit Guide Plate	1
30	B247 4381	Shaft:Contact Point:Ass'y	1
31	B065 4154	Rear Fusing Plate	1

Index No.	Part No.	Description	Q'ty Per Assembly
101	0451 4008N	Tapping Screw:4x8	
102	0353 0060N	Bind Screw - M3x6	
103	0452 3008N	Tapping Screw - M3x8	
104	0453 3006N	Tapping Screw - M3x6	
105	1105 0522	Edge Saddle - LES0510	
106	1105 0511	Harness Clamp - LWS-0306ZC	
107	0720 0040E	Retaining Ring - M4	
108	0354 0080N	Screw:M4x8	

CÓPIA NÃO CONTROLADA

46.Paper Exit Section 2 (D052/D053/D054) CÓPIA NÃO CONTROLADA



CÓPIA NÃO CONTROLADA



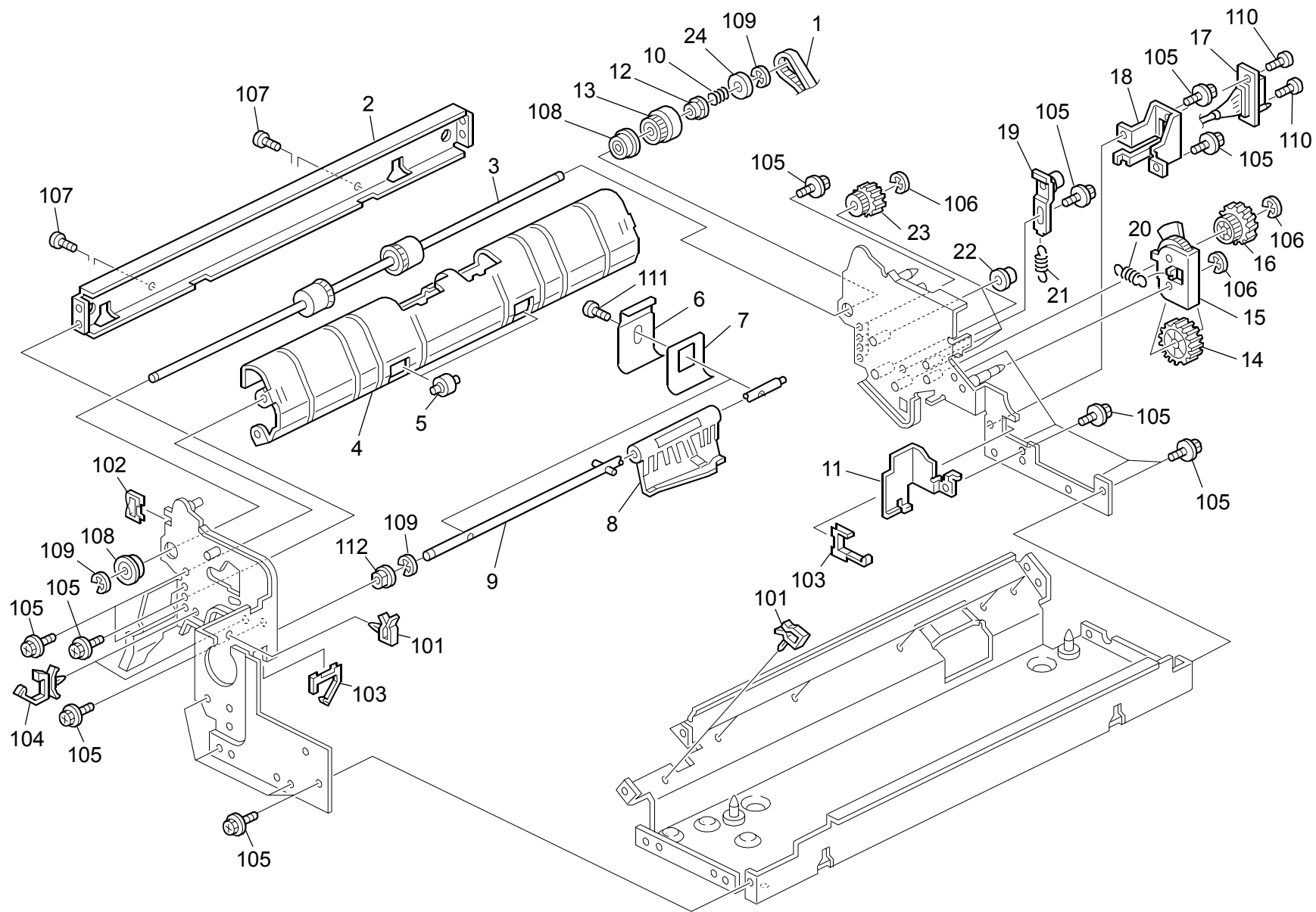
#### 46.Paper Exit Section 2 (D052/D053/D054) CÓPIA NÃO CONTROLADA

Index No.	Part No.	Description	Q'ty Per Assembly
1	AA06 0902	Spring	1
2	B247 4415	DC Solenoid 24V	1
3	AA08 2117	Bushing - M6	6
4	B065 4441	Exit Drum Stay	1
5	B247 4463	Reverse Roller:Drive	1
6	AB01 2028	Gear - 19Z	1
7	AA04 0056	Driven Roller	2
8	A229 4482	Exit Roller Holder	2
9	A229 4479	Reverse Guide Plate - Right	1
10	A229 4477	Reverse Guide Plate	1
11	B065 4413	Exit Gate Pawl	1
12	B247 4439	Roller:Decura:Exit	1
13	B247 4438	Roller:Decura:Entrance	1
14	AA14 3807	Screw:A	1
15	B065 4254	Lower Entrance Guide Plate	1
16	A048 2838	Nylon Rivet	1
17	AB03 0578	Timing Pulley - 18Z	2
18	B140 4306	Gear - 21/35Z	2
19	B140 4304	Gear - 21/35Z	1
20	B247 4317	Gear:Swivel:Ass'y	1
21	B140 4322	Gear - 21/33Z	1
22	B140 4325	Drive Bracket Ass'y	1
23	B140 4329	Front Drive Bracket Ass'y	1
24	B140 4336	Gear - Idler Worm Gear	1
25	B247 4324	Stepper Motor DC3.4V	1
26	B140 4474	Heat Insulating Plate Bracket	1
27	B140 4300	Pressure Tension Spring	1

Index No.	Part No.	Description	Q'ty Per Assembly
101	0451 4008N	Tapping Screw:4x8	
102	0720 0040E	Retaining Ring - M4	
103	0720 0060E	Retaining Ring - M6	
104	1105 0511	Harness Clamp - LWS-0306ZC	
105	1105 0516	Clamp	
106	0313 0060N	Screw - M3x6	

CÓPIA NÃO CONTROLADA

**47.Paper Exit Section 3 (D052/D053/D054) CÓPIA NÃO CONTROLADA**



CÓPIA NÃO CONTROLADA

### 47.Paper Exit Section 3 (D052/D053/D054) CÓPIA NÃO CONTROLADA

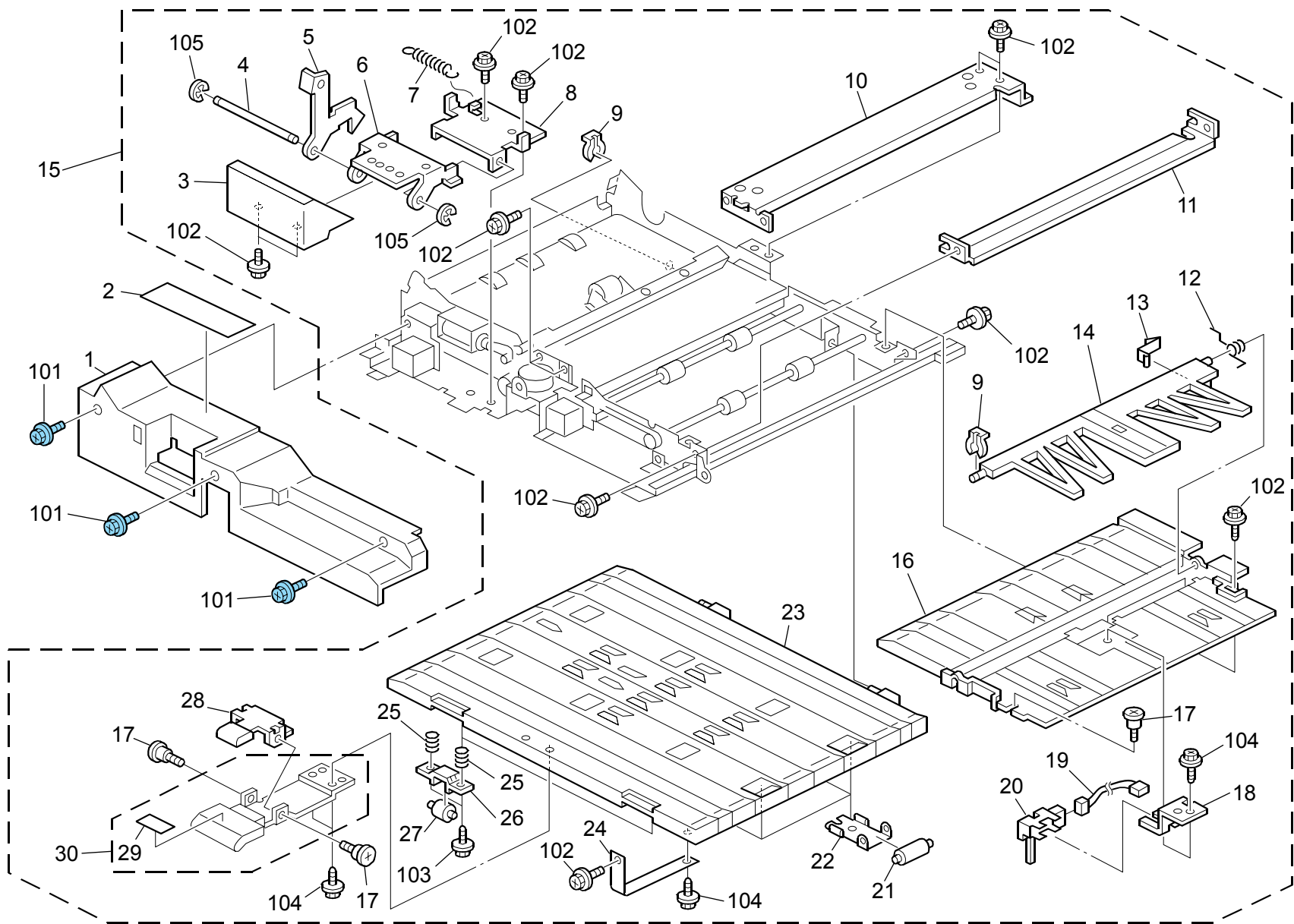
Index No.	Part No.	Description	Q'ty Per Assembly
1	AA04 3315	Timing Belt:S2m:40x426	1
2	B065 4252	Left Exit Tray	1
3	B247 4460	Exit Roller:Drive:Exit	1
4	B140 4308	Eft Reverse Guide Plate Ass'y	1
5	AA04 0056	Driven Roller	2
6	A229 4467	Pressure Arm	2
7	B065 4424	Exit Arm Pad	2
8	B065 4422	Guide Plate Lever	1
9	B247 4421	Shaft:Pressure:Guide Plate:Ass'y	1
10	B247 4456	Spring - Lower Exit Roller	1
11	B065 4459	Rear Harness Bracket	1
12	A470 1703	Shift Clutch	1
13	AB03 0579	Timing Pulley - 27Z	1
14	AB01 2031	Gear	1
15	B247 4400	Bracket:Swivel:Ass'y	1
16	AB01 9197	Exit Gear	1
17	B140 4497	Harness - Paper Exit Unit Drawer	1
18	B140 4458	Exit Drawer Bracket	1
19	B247 4315	Tightener:Exit:Ass'y	1
20	B247 4403	Lock Spring	1
21	B247 4454	Tension Spring	1
22	B065 4317	Idle Pulley - 11mm	3
23	AB01 9200	Gear	1
24	B247 4487	Washer:DIA6.3xDIA18x1	1

Index No.	Part No.	Description	Q'ty Per Assembly
101	1105 0290	Harness Clamp - Horizontal	
102	1105 0328	Harness Clamp - ES-0505	
103	1105 0518	Edge Saddle - LES-1010	
104	1105 0511	Harness Clamp - LWS-0306ZC	
105	0451 4008N	Tapping Screw:4x8	
106	0720 0060E	Retaining Ring - M6	
107	0354 0060N	Screw-M4x6	
108	0742 3906	Ball Bearing - 6x14x5mm	
109	0720 0040E	Retaining Ring - M4	
110	0453 3008N	Binding Self Tapping Screw:3x8	
111	0353 0060N	Bind Screw - M3x6	
112	0805 3480	Bushing - 6mm	

CÓPIA NÃO CONTROLADA

48.Duplex Unit 1 (D052/D053/D054)

CÓPIA NÃO CONTROLADA



CÓPIA NÃO CONTROLADA

**48.Duplex Unit 1 (D052/D053/D054)**

CÓPIA NÃO CONTROLADA

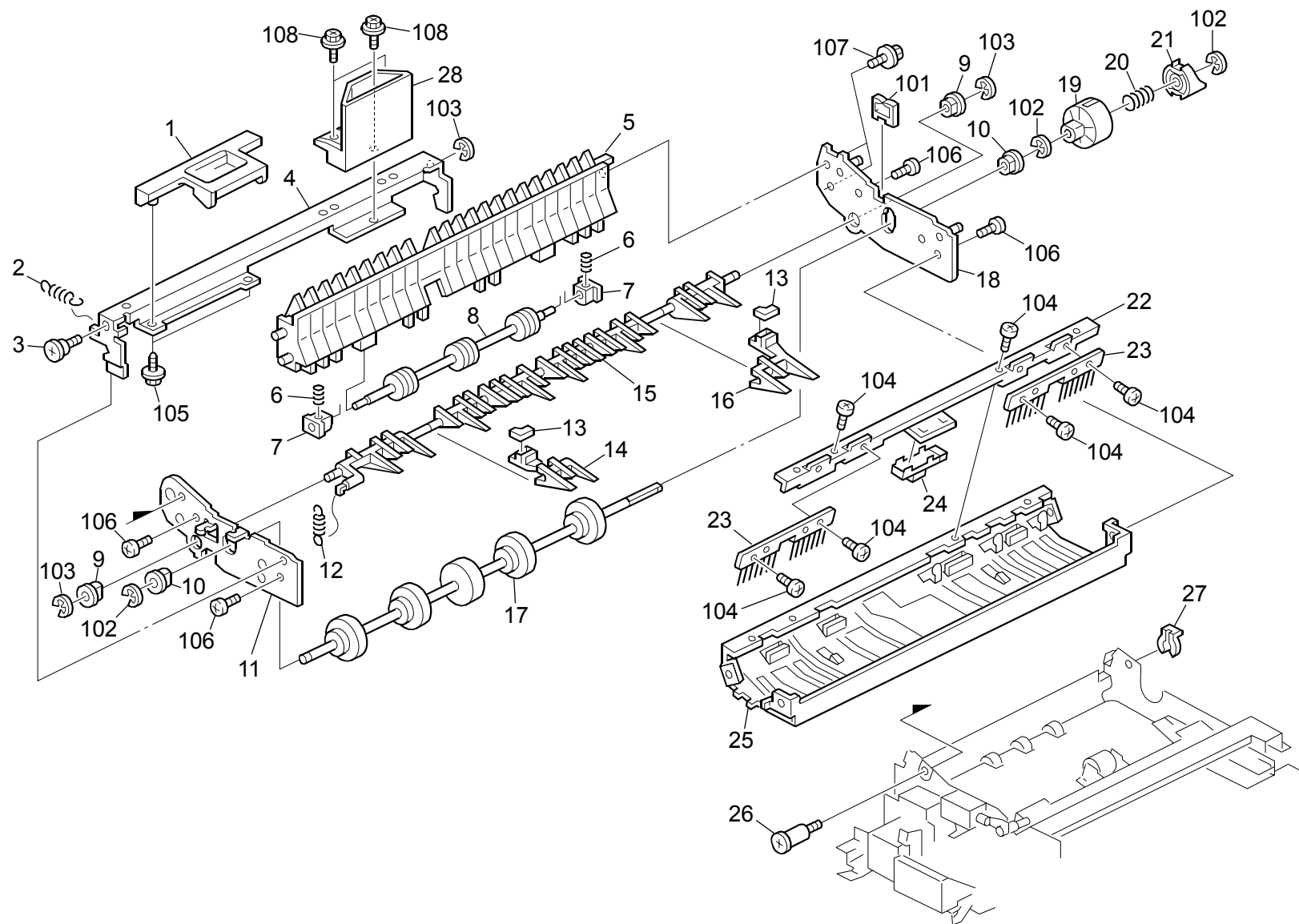
Index No.	Part No.	Description	Q'ty Per Assembly
1	B247 4799	Inner Cover	1
2	B065 4797	Caution Decal - Duplex	1
3	B247 4674	Release Grip	1
4	B247 4673	Shaft:Lever:Release	1
5	B065 4671	Duplex Lock Arm	1
6	B065 4675	Duplex Release Bracket	1
7	AA06 2320	Spring	1
8	B065 4672	Release Lever Bracket	1
9	5447 2681	Snap Ring	2
10	B065 4987	Upper Duplex Stay	1
11	B140 4800	Exit Duplex Guide Plate	1
12	AA06 6353	Spring	1
13	B065 4728	Spring Plate - Right Table Guide	1
14	B065 4726	Right Guide Table	1
15	B247 4500	Duplex Unit	1
16	B065 4725	Right Duplex Bracket	1
17	AA14 3811	Stepped Screw - M3x4	3
18	B065 4727	Right Sensor Bracket	1
19	B247 4590	Harness - Duplex	1
20	AW02 0149	Paper Feed Sensor	1
21	AF02 2077	Driven Roller	8
22	B065 4731	Spring Plate - Driven Roller	8
23	B065 4730	Lower Transport Guide Plate	1
24	A096 4928	Guide Plate Band	1
25	AA06 3581	Compression Spring	4
26	A229 4727	Guide Plate Pressure Holder	2
27	AF02 2067	Guide Stopper Roller	2
28	B065 4933	Guide Plate Lever Hook	1
29	B065 4867	Decal - Guide Plate Lever	1
30	B065 4531	Guide Plate Lever	1

Index No.	Part No.	Description	Q'ty Per Assembly
101	0454 4008Q	Tapping Screw - M4x8	
102	0451 4006N	Tapping Screw - 4x6	
103	0450 3008N	Tapping Screw - M3x8	
104	0450 4008N	Tapping Screw - M4x8	
105	0720 0040E	Retaining Ring - M4	

CÓPIA NÃO CONTROLADA

## 49.Duplex Unit 2 (D052/D053/D054)

CÓPIA NÃO CONTROLADA



CÓPIA NÃO CONTROLADA

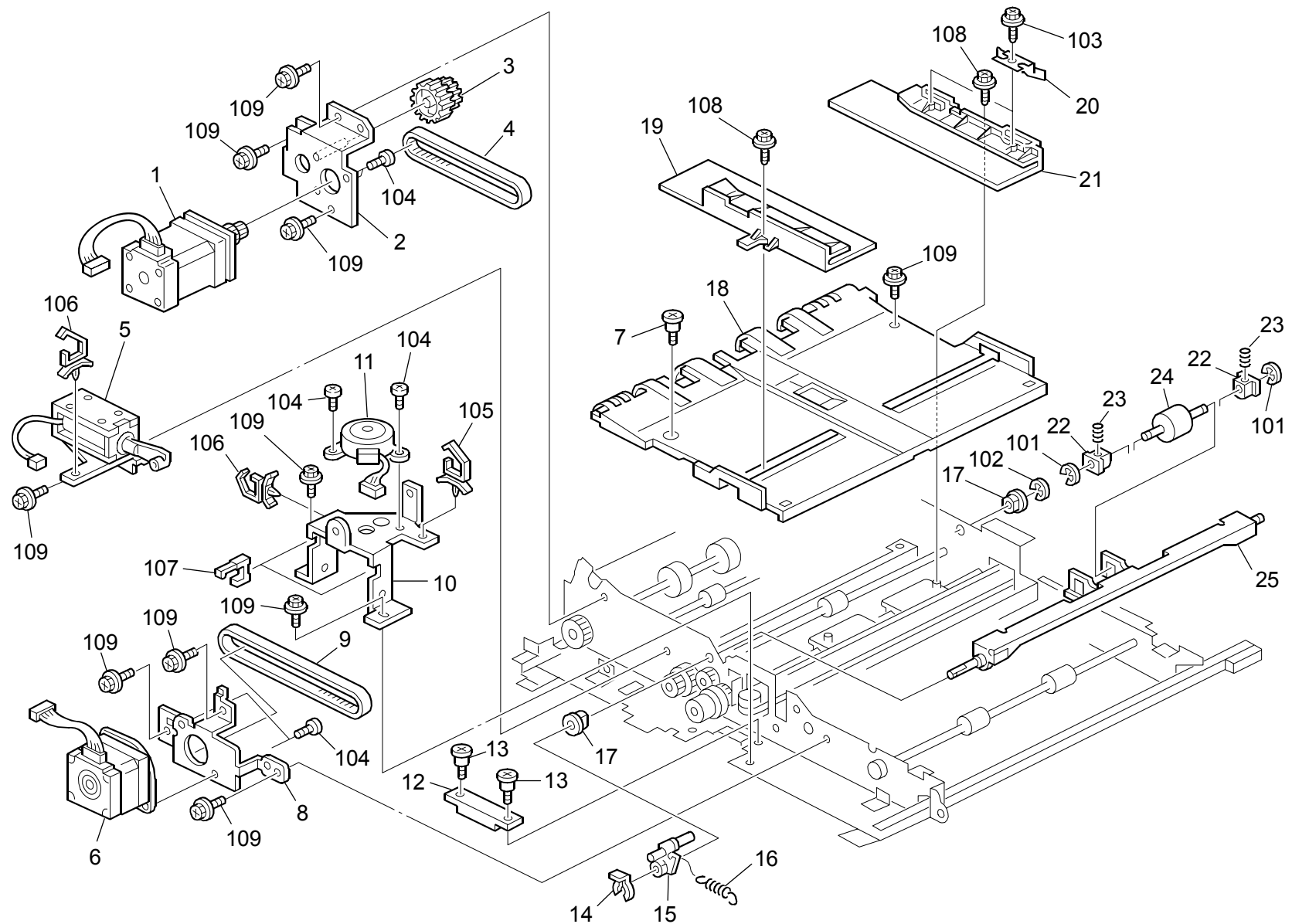
**49.Duplex Unit 2 (D052/D053/D054)**

CÓPIA NÃO CONTROLADA

Index No.	Part No.	Description	Q'ty Per Assembly
1	B065 4866	Reverse Knob	1
2	AA06 2318	Spring	1
3	AA14 3129	Shoulder Screw - Front Cover	1
4	B065 4647	Invertor Lever	1
5	A229 4623	Lower Entrance Guide Plate	1
6	B247 4817	Compression Spring	2
7	AA08 0034	Bushing - 4x5x7	2
8	B247 4624	Roller:Driven:Duplex	1
9	AA08 2118	Bushing - M6	2
10	AA08 2116	Bushing - M8	2
11	B065 4627	Front Side Plate	1
12	B247 4816	Tension Spring	1
13	B247 4615	Spacer	2
14	A293 4613	Front Gate Pawl	1
15	B247 4645	Gate Pawl:Reverse	1
16	A293 4614	Rear Gate Pawl	1
17	B247 4818	Reverse Roller:Entrance	1
18	B247 4620	Side Plate:Rear:Reverse Unit:Ass'y	1
19	B065 4632	Joint Holder	1
20	B247 4815	Compression Spring	1
21	A229 4740	Drive Joint	1
22	B065 4644	Sensor Bracket	1
23	A229 4617	Duplex Discharge Brush	2
24	AW01 0119	Paper Feed Sensor	1
25	B140 4640	Upper Entrance Guide Plate Ass'y	1
26	AA14 3426	Stopped Screw - M4x17	1
27	5447 2681	Snap Ring	1
28	B065 4648	Lever Cam	1

Index No.	Part No.	Description	Q'ty Per Assembly
101	1105 0328	Harness Clamp - ES-0505	
102	0720 0060E	Retaining Ring - M6	
103	0720 0040E	Retaining Ring - M4	
104	0353 0050N	Screw-M3x5	
105	0450 3008N	Tapping Screw - M3x8	
106	0354 0060N	Screw-M4x6	
107	0450 4008N	Tapping Screw - M4x8	
108	0451 4006N	Tapping Screw - 4x6	

CÓPIA NÃO CONTROLADA





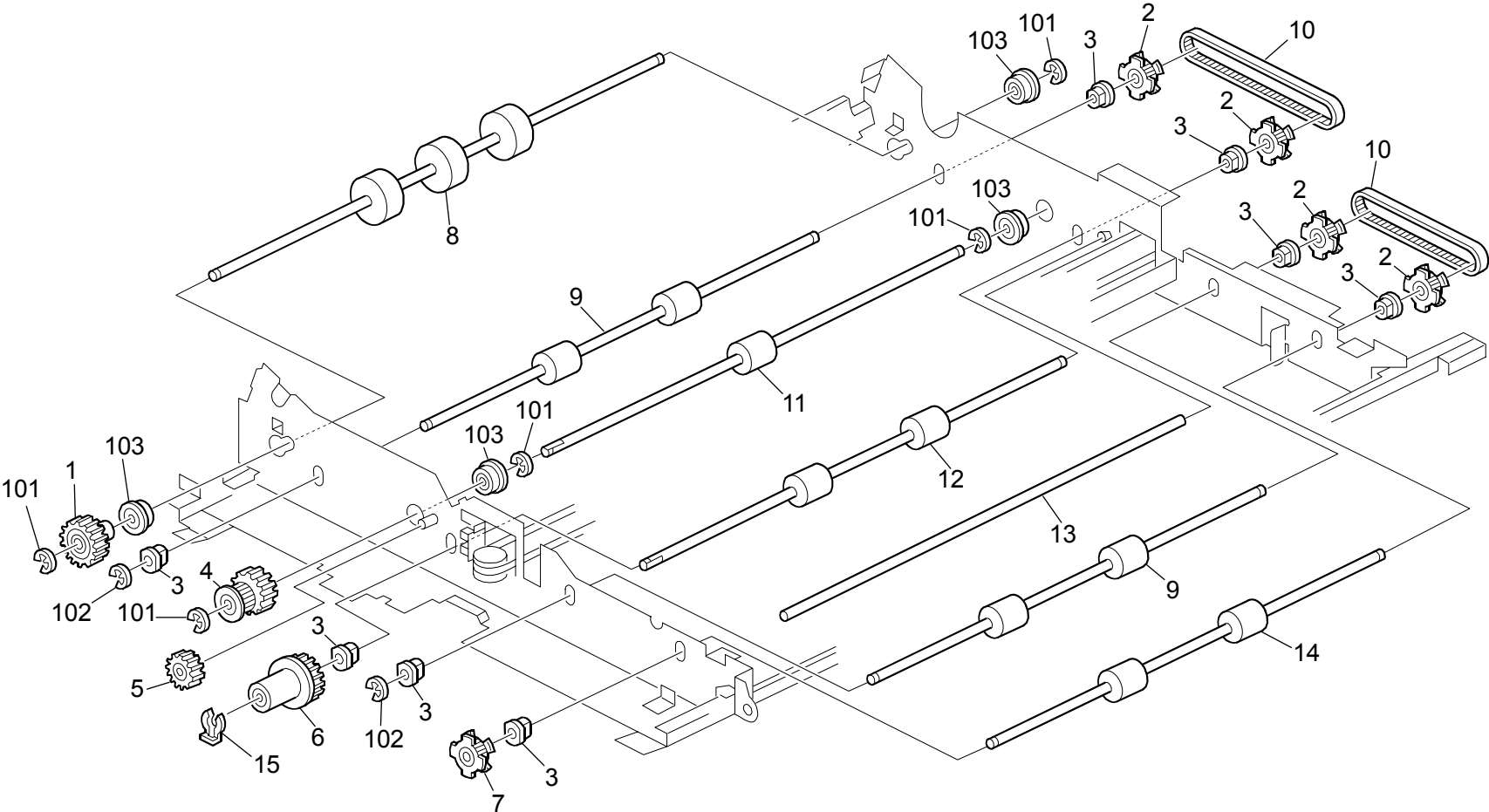
**50.Duplex Unit 3 (D052/D053/D054)**

CÓPIA NÃO CONTROLADA

Index No.	Part No.	Description	Q'ty Per Assembly
1	B132 4780	Stepper Motor:Reverse:Ass'y	1
2	B247 4810	Bracket:Motor:Reverse:Ass'y	1
3	AB01 7616	Gear	1
4	AA04 3291	Timing Belt	1
5	B247 4745	DC Solenoid 24V	1
6	B247 4785	Stepper Motor:DC5.12V 3.1W	1
7	AA14 3811	Stepped Screw - M3x4	1
8	B065 4789	Transport Motor Bracket	1
9	AA04 3292	Timing Belt	1
10	B065 4696	Jogger Motor Bracket	1
11	B132 4650	Stepper Motor:Jogger:Ass'y	1
12	AA02 1034	Magnetic	1
13	AA14 3183	Stepped Screw	2
14	5447 2681	Snap Ring	1
15	A294 4754	Roller Lever	1
16	AA06 0806	Spring	1
17	AA08 2118	Bushing - M6	2
18	B065 4720	Left Duplex Table	1
19	B065 4681	Front Jogger Fence	1
20	B065 4683	Spring Plate - Rear Jogger Fence	2
21	B065 4682	Rear Jogger Fence	1
22	AA08 0034	Bushing - 4x5x7	2
23	AA06 3655	Spring	2
24	B247 4594	Roller:Reversal:Driven	1
25	B247 4655	Bracket:Reversal:Driven:Ass'y	1

Index No.	Part No.	Description	Q'ty Per Assembly
101	0720 0030E	Retaining Ring - M3	
102	0720 0040E	Retaining Ring - M4	
103	0450 3006N	Tapping Screw - M3x6	
104	0353 0050N	Screw-M3x5	
105	1105 0508	Harness Clamp - LWS-0711	
106	1105 0511	Harness Clamp - LWS-0306ZC	
107	1105 0522	Edge Saddle - LES0510	
108	0450 3008N	Tapping Screw - M3x8	
109	0451 4006N	Tapping Screw - 4x6	

CÓPIA NÃO CONTROLADA



**51.Duplex Unit 4 (D052/D053/D054)**

CÓPIA NÃO CONTROLADA

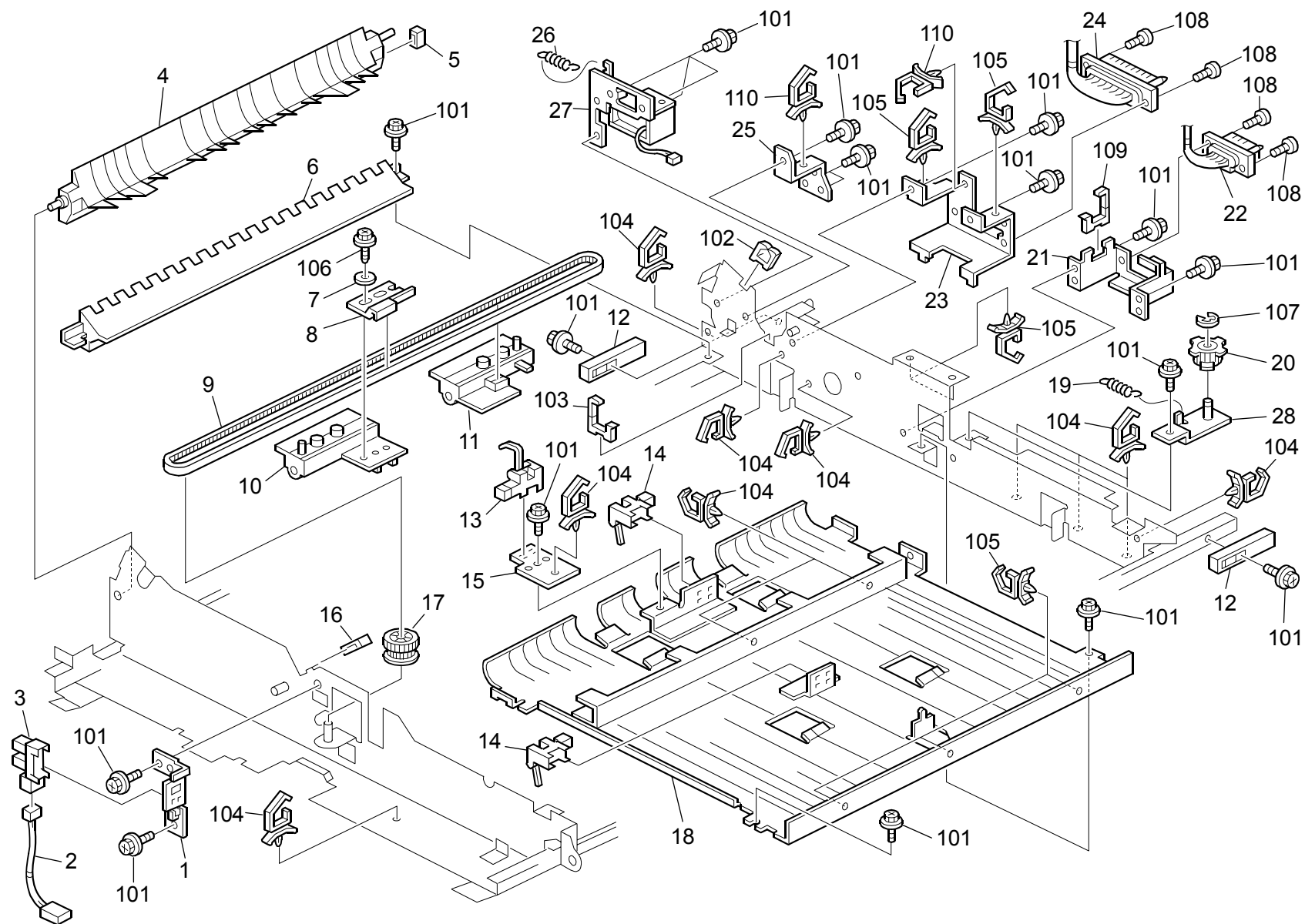
Index No.	Part No.	Description	Q'ty Per Assembly
1	AB01 1464	Turn Gear	1
2	AB03 0583	Timing Pulley - 24Z	4
3	AA08 2118	Bushing - M6	8
4	AB01 7614	Pulley	1
5	AB01 1463	Connecting Gear	1
6	AB01 1496	Gear - 32Z	1
7	AB03 0731	Pulley - 29Z	1
8	AF02 1075	Duplex Turn Roller	1
9	B247 4812	Roller:Transport:Driven:Left:Right	2
10	AA04 3293	Timing Belt - 40S2M268G	2
11	B247 4813	Roller:Reversal:Drive	1
12	B247 4825	Roller:Drive:Left	1
13	B065 4694	Jogger Guide Rod	1
14	AF02 1079	Right Drive Roller	1
15	5447 2681	Snap Ring	1

Index No.	Part No.	Description	Q'ty Per Assembly
101	0720 0060E	Retaining Ring - M6	
102	0720 0040E	Retaining Ring - M4	
103	0742 3808	Ball Bearing - 8x16x5	

CÓPIA NÃO CONTROLADA

## 52.Duplex Unit 5 (D052/D053/D054)

CÓPIA NÃO CONTROLADA



CÓPIA NÃO CONTROLADA

**52.Duplex Unit 5 (D052/D053/D054)**

CÓPIA NÃO CONTROLADA

Index No.	Part No.	Description	Q'ty Per Assembly
1	B065 4699	Jogger H.P. Sensor Bracket	1
2	B065 2762	Relay Paper Feed Harness	1
3	AW02 0145	Photointerruptor:Flat	1
4	B065 4733	Duplex Gate Pawl	1
5	B065 4738	Gate Pawl Cushion	1
6	B065 4860	Lower Duplex Bracket	1
7	B065 4865	Spacer	1
8	A294 4723	Belt Holder Fixing Plate	1
9	AA04 3294	Timing Belt - 40S2M810G	1
10	B065 4692	Front Jogger Fence Slider	1
11	B065 4693	Rear Jogger Fence Slider	1
12	A096 4595	Duplex Guide	2
13	AW02 0148	Paper Feed Sensor	1
14	AW02 0149	Paper Feed Sensor	2
15	B065 4715	Exit Reverse Sensor Bracket	1
16	A294 4669	Cushion	1
17	AB01 7615	Gear - 30Z/45Z	1
18	B140 4710	Upper Transport Guide Plate Ass'y	1
19	AA06 2318	Spring	1
20	AB03 0732	Jogger Pulley	1
21	B065 4791	Drawer Bracket - 12P	1
22	B065 4981	Duplex Harness - 12P	1
23	B065 4790	Drawer Bracket - 32P	1
24	B247 4980	Harness:Duplex Unit:32Pin	1
25	B065 4619	Support Bracket	1
26	AA06 2319	Spring	1
27	B247 4740	DC Solenoid 24V	1
28	B247 4820	Bracket:Jogger:Ass'y	1

Index No.	Part No.	Description	Q'ty Per Assembly
101	0451 4006N	Tapping Screw - 4x6	
102	1105 0328	Harness Clamp - ES-0505	
103	1105 0522	Edge Saddle - LES0510	
104	1105 0511	Harness Clamp - LWS-0306ZC	
105	1105 0508	Harness Clamp - LWS-0711	
106	0450 4008N	Tapping Screw - M4x8	
107	0720 0040E	Retaining Ring - M4	
108	0453 3008N	Binding Self Tapping Screw:3x8	
109	1105 0518	Edge Saddle - LES-1010	
110	1105 0516	Clamp	

CÓPIA NÃO CONTROLADA

CÓPIA NÃO CONTROLADA



**53.Drive Section 1 (D052/D053/D054)**

CÓPIA NÃO CONTROLADA

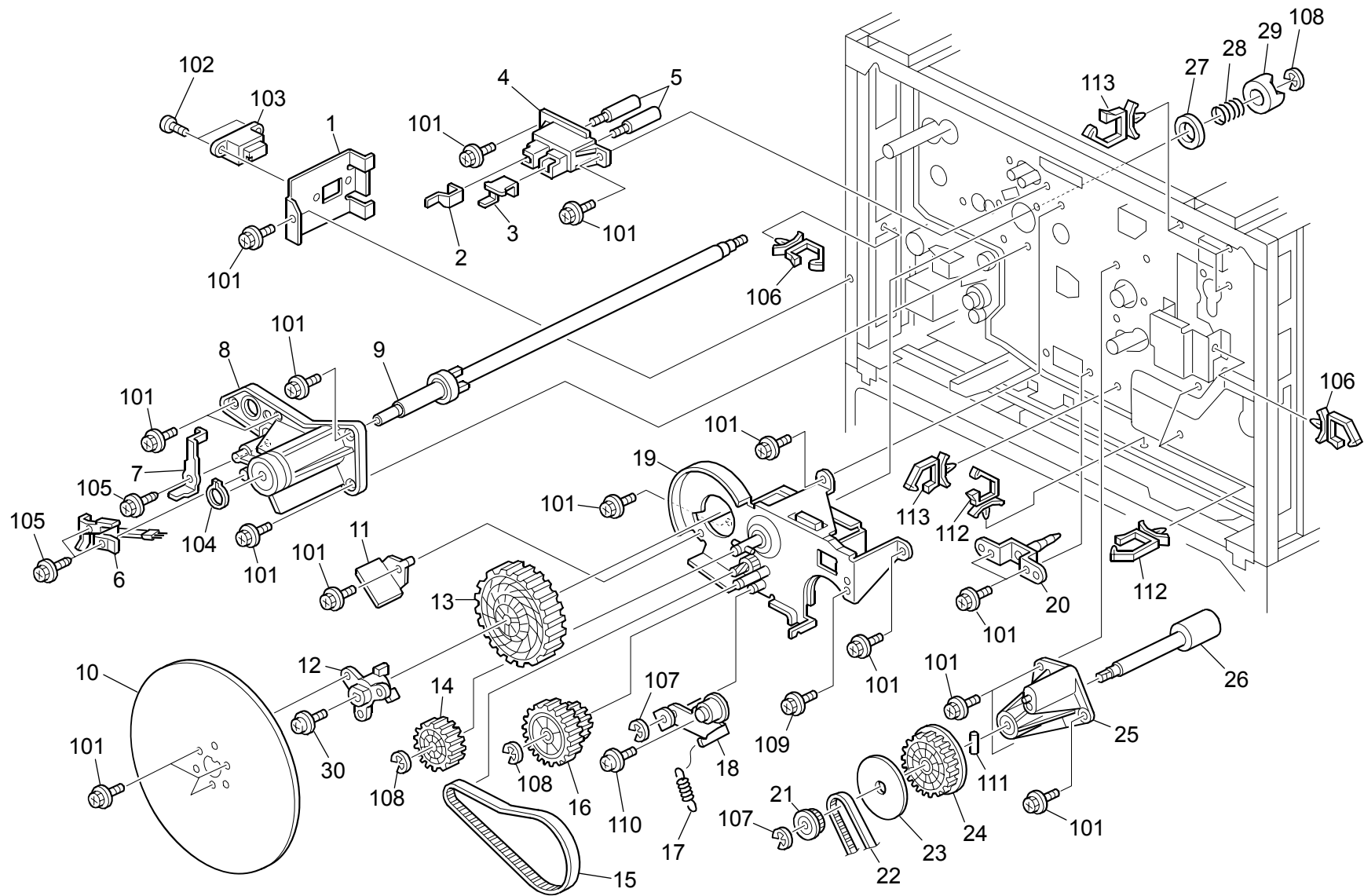
Index No.	Part No.	Description	Q'ty Per Assembly
1	B140 5325	Brushless Motor DV24V/20.7W	1
2	B247 1028	Stepper Motor:MM56x54:DC 36W	1
3	AA16 1122	Motor Cushion	1
4	D054 1132	Bracket:Stepper Motor	1
5	AA04 3269	Timing Belt - S2M114	1
6	AB01 7449	Gear - 21Z/24T	1
7	B247 1133	Base:Stepper Motor:Ass'y	1
8	B247 1027	Tension Spring:7.75N	1
9	AB03 0427	Pulley - 81Z	1
10	A229 1135	Ring - 55	1
11	B065 1168	Fusing Drive Bracket	1
12	B247 1136	Shaft:Fusing Drive Sub-Unit	1
13	AA06 3490	Spring - 21.6mm	1
14	B140 1173	Fusing Drive Sub-Unit Joint	1
15	B247 1157	Bracket:Toner Recycling:Ass'y	1
16	AA06 6651	Spring	1
17	B065 1160	Toner Recycling Tightener	1
18	AA04 3946	Timing Belt	1
19	B247 1024	Brushless Motor DC24V/24W	1
20	AB03 0725	Pulley - 89Z	1
21	A293 1155	Duplex Drive Bracket	1
22	B247 1166	Shaft:Drive:Duplex:Ass'y	1
23	B065 1167	Duplex Drive Joint	1
24	D054 1039	Heat Sink:Stepper Motor:Registration	1

Index No.	Part No.	Description	Q'ty Per Assembly
101	0451 4012N	Tapping Screw:4x12	
102	0720 0060E	Retaining Ring - M6	
103	0951 4008N	Screw:Polished Round:M4x8	
104	0451 4008N	Tapping Screw:4x8	
105	0720 0040E	Retaining Ring - M4	
106	0623 0140E	Spring Pin - 3x14mm	
107	0720 0060E	Retaining Ring - M6	

CÓPIA NÃO CONTROLADA

## 54.Drive Section 2 (D052/D053/D054)

CÓPIA NÃO CONTROLADA



CÓPIA NÃO CONTROLADA



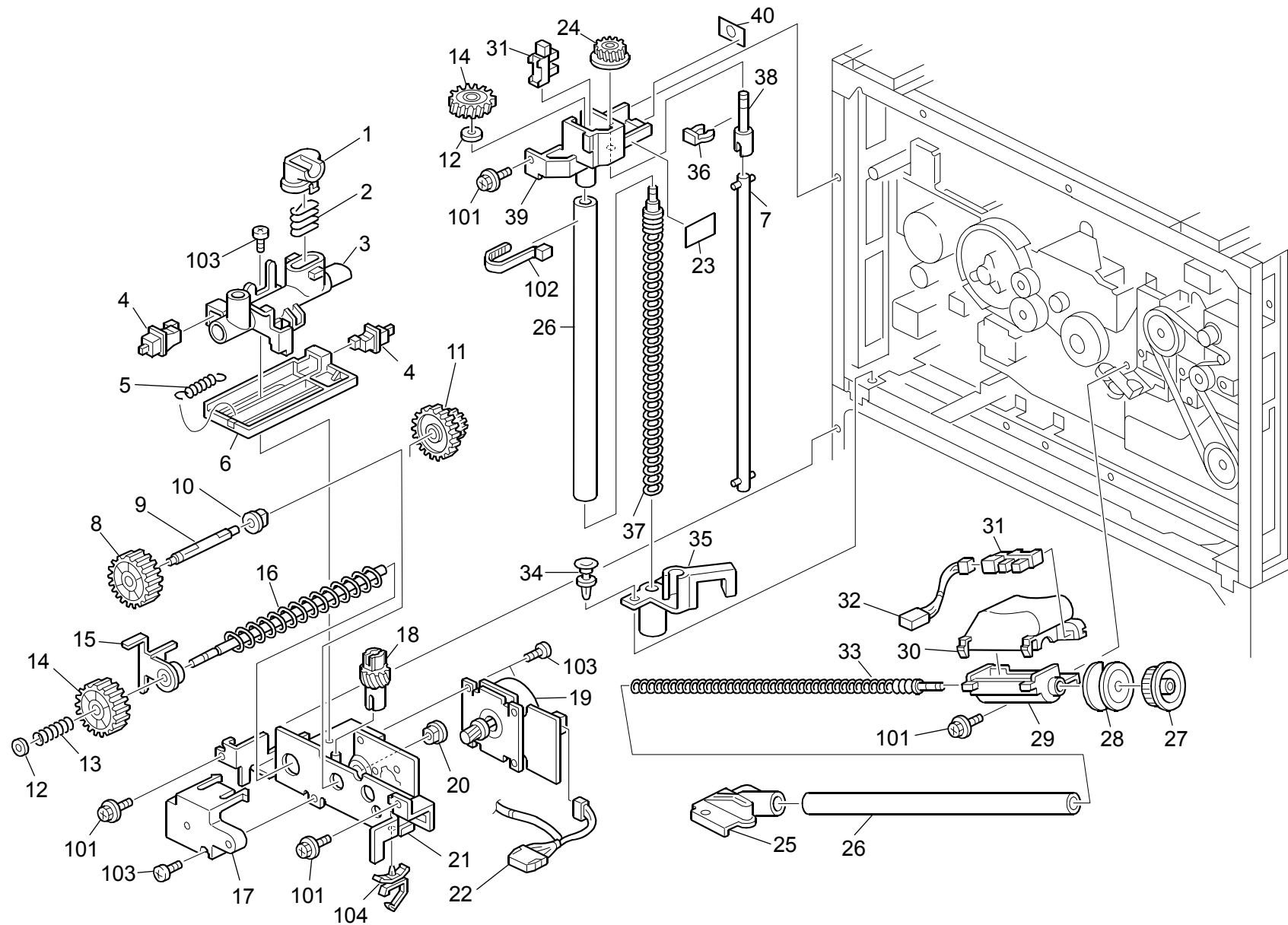
**54.Drive Section 2 (D052/D053/D054)**

CÓPIA NÃO CONTROLADA

Index No.	Part No.	Description	Q'ty Per Assembly
1	B065 5808	LCT Cable Bracket	1
2	B065 2481	Grid Receptacle Terminal	1
3	B065 2482	Charge Receptacle Terminal	1
4	A294 2051	Rear Receptacle	1
5	A294 2052	Receptacle Pin	2
6	B247 1154	Electrode Plate:Drum Shaft:Ass'y	1
7	B065 3262	Electrode Plate	1
8	B065 1137	Bracket	1
9	B247 1140	Drum Shaft:Ass'y	1
10	A294 1119	Fly Wheel	1
11	B065 1134	Partition Plate	1
12	B065 1145	Boss	1
13	AB01 2315	Gear - 156Z	1
14	AB01 1482	Gear - Z40 (D052/D053)	1
14	AB01 1507	Gear:Z31 (D054)	1
15	AA04 3948	Timing Belt	1
16	AB01 7640	Gear -38/Z59 (D052/D053)	1
16	AB01 7760	Gear:Z38/Z67 (D054)	1
17	AA06 0792	Tension Spring	1
18	B247 1122	Bracket:Tightener:Ass'y	1
19	B247 1110	Brushless Motor DC24V/25W	1
20	B247 1084	Guide Plate:Positioning Pin:Duplex:Ass'y	1
21	AB03 0458	Pulley - 28Z	1
22	AA04 3945	Timing Belt	1
23	A229 1135	Ring - 55	1
24	AB03 0724	Pulley - 74Z	1
25	B065 1147	Transfer Drive Bracket	1
26	B247 1149	Joint:Transfer Drive:Ass'y	1
27	AA13 2025	Spacer - 1x8x12	1
28	AA06 3654	Spring	1
29	B065 1131	Joint	1
30	B247 1123	Screw:M5x10	1

Index No.	Part No.	Description	Q'ty Per Assembly
101	0451 4008N	Tapping Screw:4x8	
102	0453 3008N	Binding Self Tapping Screw:3x8	
103	1102 8504	Connector	
104	0725 0120E	Retaining Ring C - M12	
105	0450 3008N	Tapping Screw - M3x8	
106	1105 0516	Clamp	
107	0720 0040E	Retaining Ring - M4	
108	0720 0060E	Retaining Ring - M6	
109	0450 4008N	Tapping Screw - M4x8	
110	0951 4005N	Screw:Polished Round:M4x5	
111	0633 0180G	Parallel Pin - 3x18mm	
112	1105 0490	Harness Clamp - LWS-2218	
113	1105 0489	Harness Clamp - LWS 1316	

CÓPIA NÃO CONTROLADA



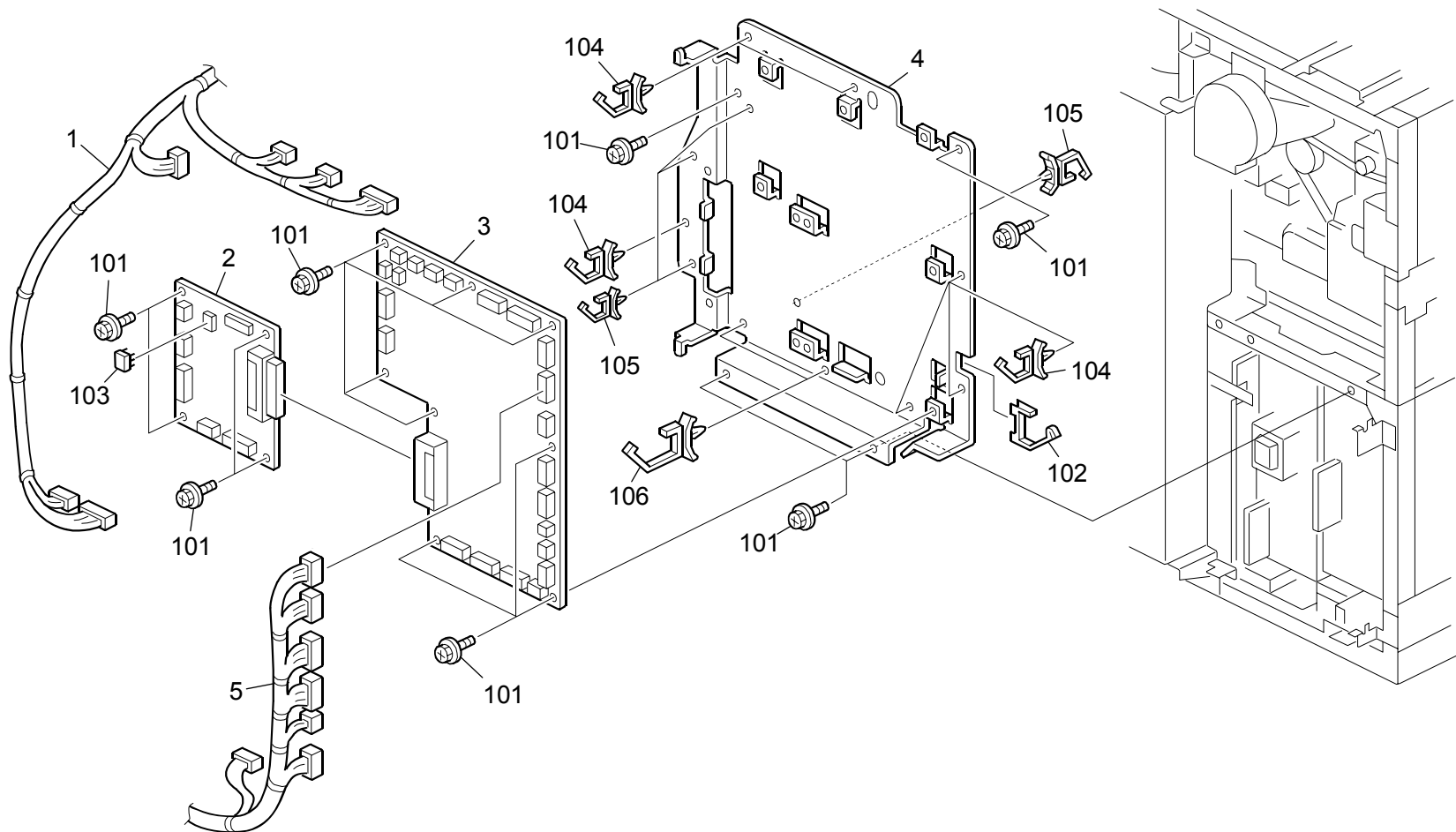
## 55.Toner Collection (D052/D053/D054)

CÓPIA NÃO CONTROLADA

Index No.	Part No.	Description	Q'ty Per Assembly
1	B065 3568	Case Cap	1
2	B065 3573	Toner Correction Agitator	1
3	B065 3565	Toner Collection Case	1
4	AW50 0023	Push Switch	2
5	B065 3566	Toner Receiving Spring	1
6	B065 3557	Toner Catchpan	1
7	B247 3609	Shaft:Discharge Used Toner:Long:Ass'y	1
8	B065 3588	Toner Collection Idle Gear	1
9	B247 3590	Shaft:Idler:Discharge Used Toner	1
10	5053 0447	Bushing - 6mm	1
11	B065 3585	Screw Gear	1
12	AA13 2208	Spacer - M6	2
13	B065 3561	Spring	1
14	B065 3587	Toner Collection Gear	2
15	B065 3581	Bushing	1
16	B247 3570	Transport Screw:Discharge Used Toner:Ass'y	1
17	B065 3583	Spring Guide	1
18	B065 3586	Screw Gear	1
19	AX06 0302	Brushless MotorDC24V 2.4W	1
20	H053 2208	Bushing - M4	1
21	B247 3559	Base:Discharge Used Toner:Ass'y	1
22	B065 3593	Toner Collection Discharge Harness	1
23	B065 3637	Seal - 40x68	1
24	B065 3645	Gear - 22Z	1
25	B065 3654	Toner Collection Cap	1
26	B065 3601	Toner Collection Pipe	2
27	B065 3660	Pulley	1
28	B247 3652	Shielding Plate: Discharge Used Toner:Transfer	1
29	B065 3649	Toner Collection Case - Transport	1
30	B065 3650	Toner Collection Joint	1
31	AW02 0145	Photointerruptor:Flat	2
32	B065 2762	Relay Paper Feed Harness	1
33	B247 3641	Transport Screw:Discharge Used Toner: Classification:Ass'y	1

Index No.	Part No.	Description	Q'ty Per Assembly
34	A096 3712	Ratch	1
35	B065 3610	Toner Collection Shaft	1
36	5447 2681	Snap Ring	1
37	B247 3670	Transport Screw:Used Toner:Unit	1
38	B247 3604	Shaft:Discharge Used Toner: Classification: Ass'y	1
39	B065 3629	Toner Separation Case	1
40	B065 3636	Toner Collection Seal	1
101	0451 4008N	Tapping Screw:4x8	
102	1105 0046	Harness Band	
103	0354 0080N	Screw:M4x8	
104	1105 0511	Harness Clamp - LWS-0306ZC	

CÓPIA NÃO CONTROLADA

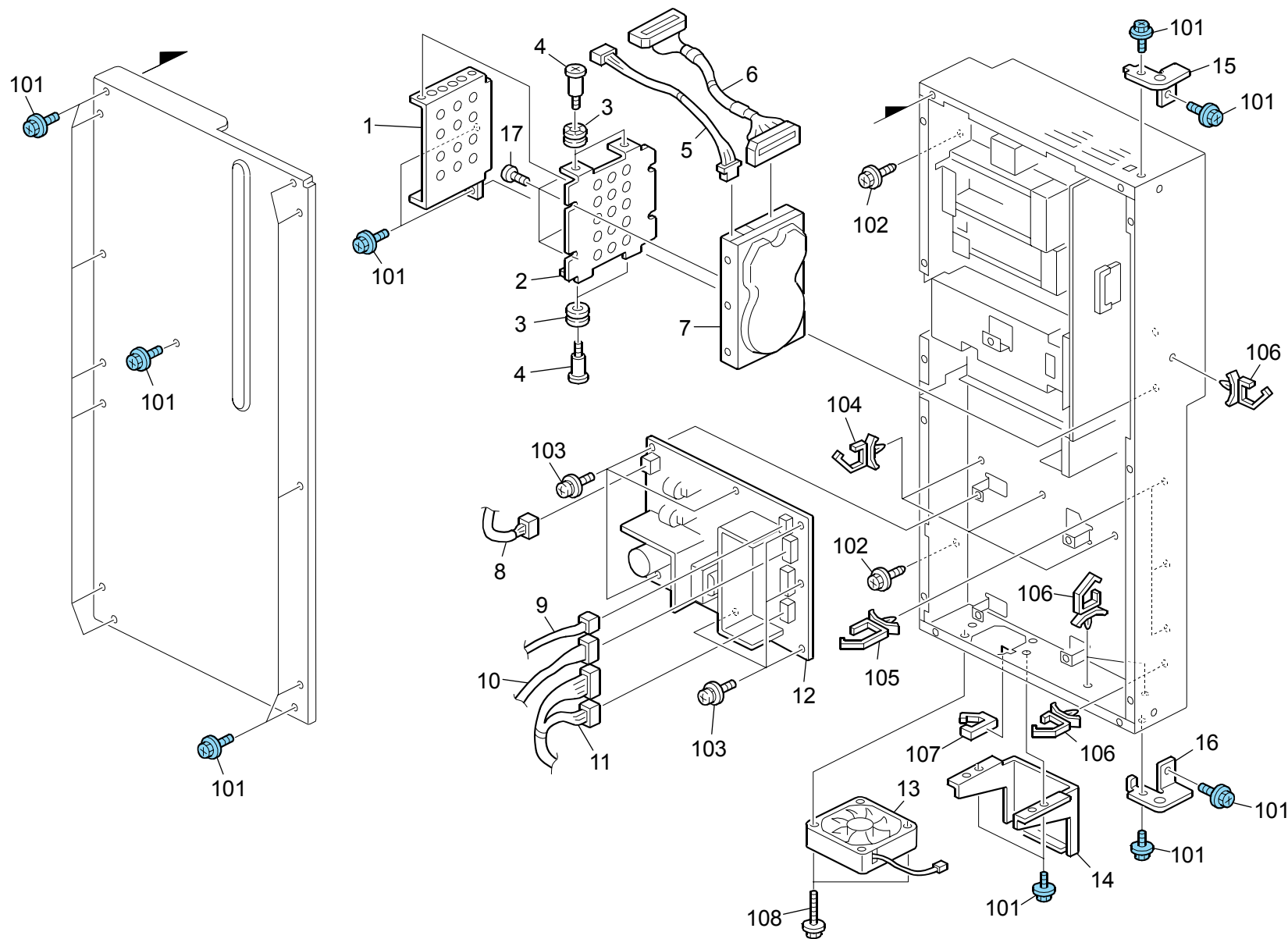


**56.Electrical Section 1 (D052/D053/D054)** CÓPIA NÃO CONTROLADA

Index No.	Part No.	Description	Q'ty Per Assembly
1	B247 5416	Harness - Upper	1
2	D054 5122	PCB:BCU:Service	1
3	D054 5128	PCB:IOB	1
4	B247 5711	BCU Bracket	1
5	B247 5417	Harness - Left	1

Index No.	Part No.	Description	Q'ty Per Assembly
101	0451 3008N	Tapping Screw - M3x8	
102	1105 0518	Edge Saddle - LES-1010	
103	1407 6380	Eeprom - BR24I08-W	
104	1105 0489	Harness Clamp - LWS 1316	
105	1105 0516	Clamp	
106	1105 0490	Harness Clamp - LWS-2218	

CÓPIA NÃO CONTROLADA



**57.Electrical Section 2 (D052/D053/D054)**

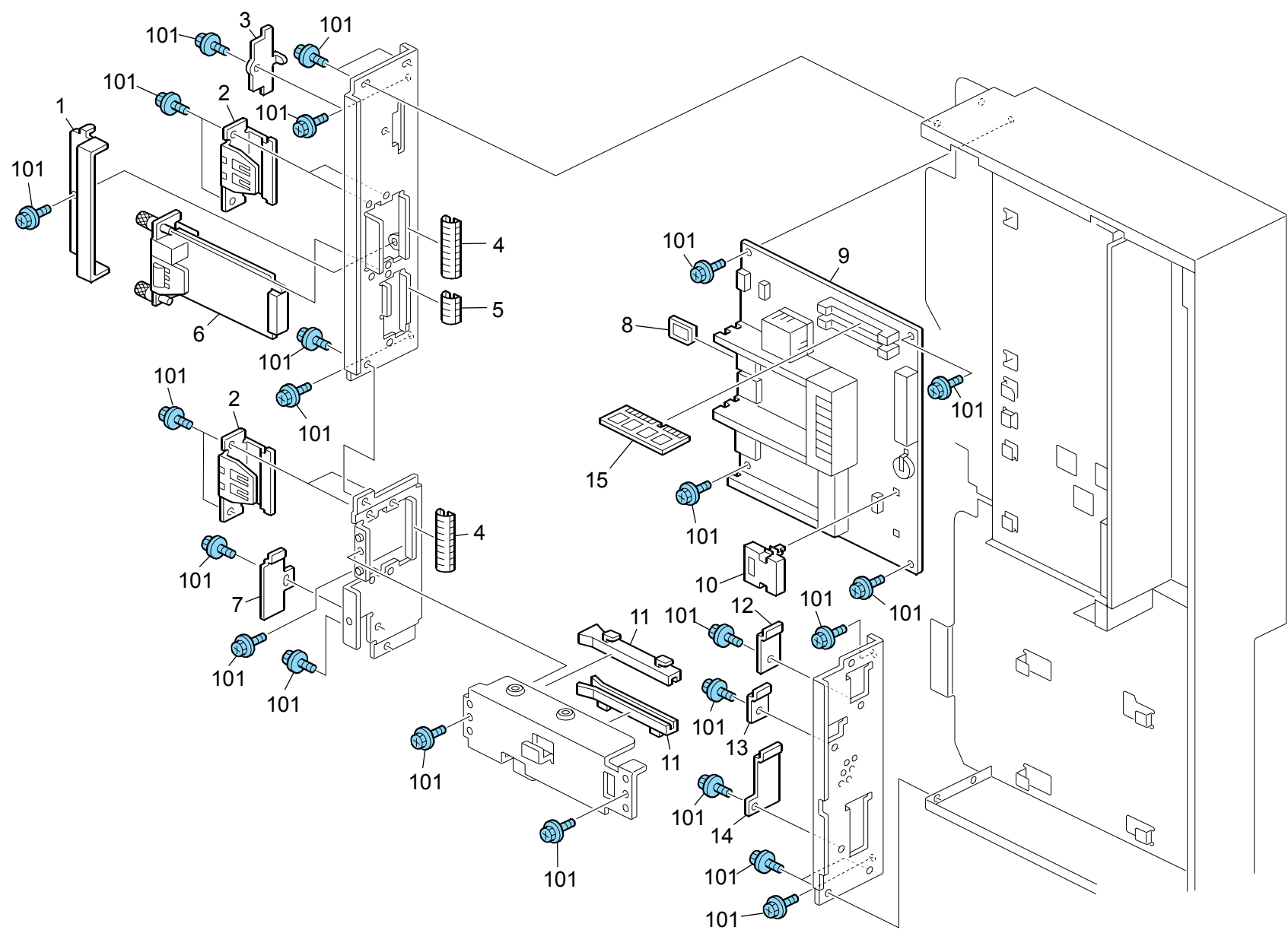
CÓPIA NÃO CONTROLADA

Index No.	Part No.	Description	Q'ty Per Assembly
1	B247 5835	HDD Stay	1
2	B247 5834	HDD Bracket	1
3	AA16 1125	Rubber Cushion	4
4	AA14 3548	Screw:M3x4.2	4
5	B247 5551	Harness - HDD Power Source	1
6	B247 5552	Harness:HDD:IDE:Ass'y	1
7	B247 5227	HDD:Hitachi:80GB:Path2:Pata	1
8	B247 5622	Harness - AC Power Supply CTL-PSU	1
8	B246 5623	Harness:AC Power Supply:CTL-PSU:EU	1
9	B247 5460	Harness - PWRCTL	1
10	B247 5516	Harness - DC PCU	1
11	B247 5515	Harness - DC Power Supply MB	1
12	AZ23 0197	Power Supply Unit	1
12	AZ23 0198	Power Supply Unit:CTL:EU	1
13	AX64 0186	Fan:MM70:12V	1
14	B247 5878	Duct Bracket - Lower	1
15	B247 5823	Control Unit Hinge - Upper	1
16	B247 5824	Control Unit Hinge - Lower	1
17	AA14 3815	Screw - M3x3.5	4

Index No.	Part No.	Description	Q'ty Per Assembly
101	0454 3006Q	Tapping Screw - M3x6	
102	0451 4008N	Tapping Screw:4x8	
103	0954 3008N	Screw - M3x8	
104	1105 0508	Harness Clamp - LWS-0711	
105	1105 0490	Harness Clamp - LWS-2218	
106	1105 0516	Clamp	
107	1105 0522	Edge Saddle - LES0510	
108	0451 3020N	Tapping Screw:3x20	

CÓPIA NÃO CONTROLADA

58.Electrical Section 3 (D052/D053/D054) CÓPIA NÃO CONTROLADA



CÓPIA NÃO CONTROLADA



**58.Electrical Section 3 (D052/D053/D054)**

CÓPIA NÃO CONTROLADA

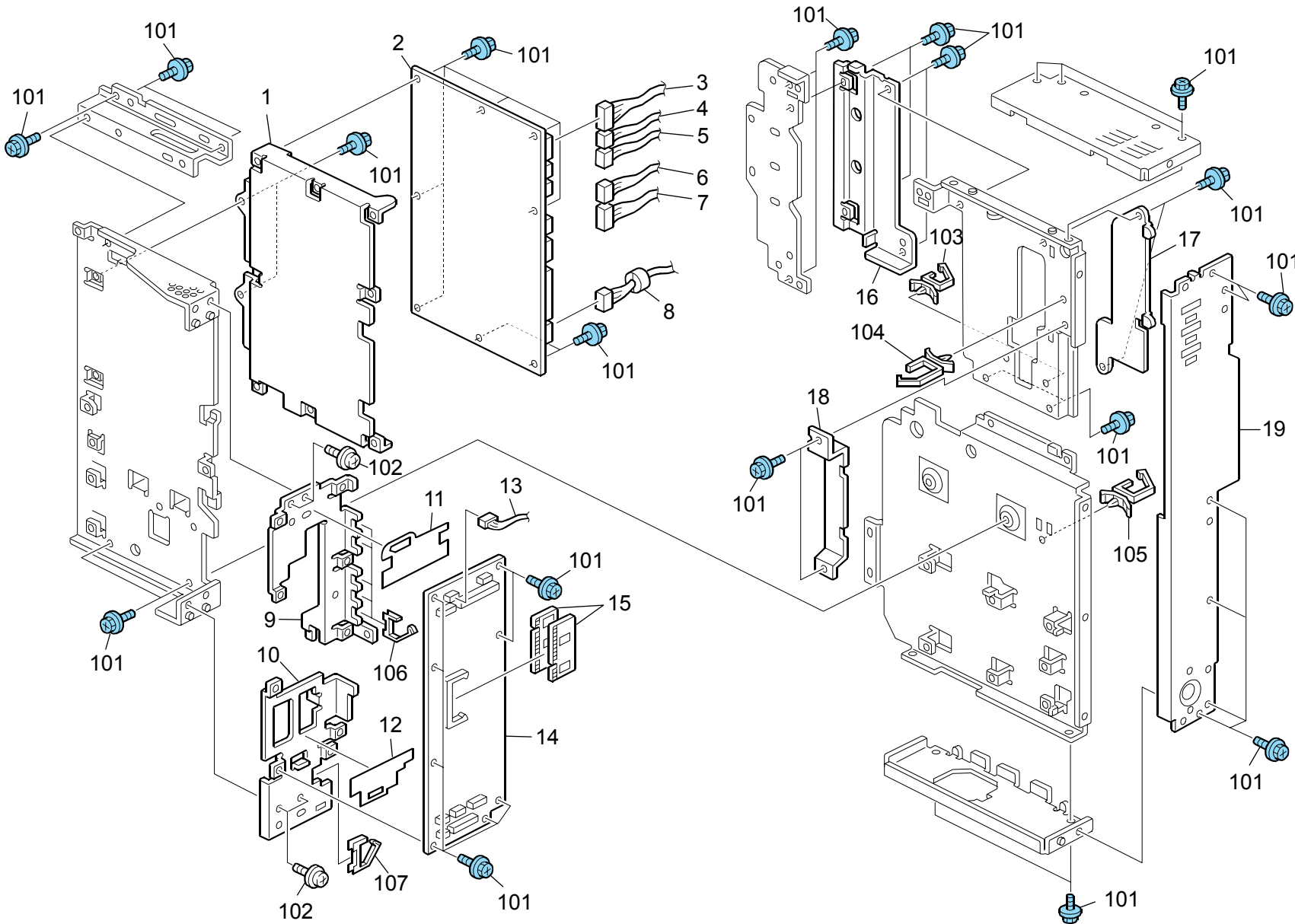
Index No.	Part No.	Description	Q'ty Per Assembly
1	B247 5879	Cover - SD-Card	1
2	B101 5993	Interface Panel	4
3	B132 5925	Cover:Connector:Control Board	1
4	B070 6877	Large Drum Stay Ground Plate	2
5	B140 5836	Ground Plate 5	1
6	B736 5660	PCB:NIC+USB	1
7	B247 5883	Cover 2ch	1
8	B247 5105	SD-Card Copy	1
9	B247 5112	PCB Control Board	1
10	B246 9590	NVRAM	1
11	B622 5874	Rail:Fax Control Unit	2
12	B247 5881	Cover - Fax	1
13	B247 5882	Cover - 1ch	1
14	B247 5869	Cover - CSS	1
15	G332 5721	PCB:SDRAM-DIMM:256MB:PBF:Ass'y	1

Index No.	Part No.	Description	Q'ty Per Assembly
101	0454 3006Q	Tapping Screw - M3x6	

CÓPIA NÃO CONTROLADA

### 59. Electrical Section 4 (D052/D053/D054)

CÓPIA NÃO CONTROLADA



CÓPIA NÃO CONTROLADA

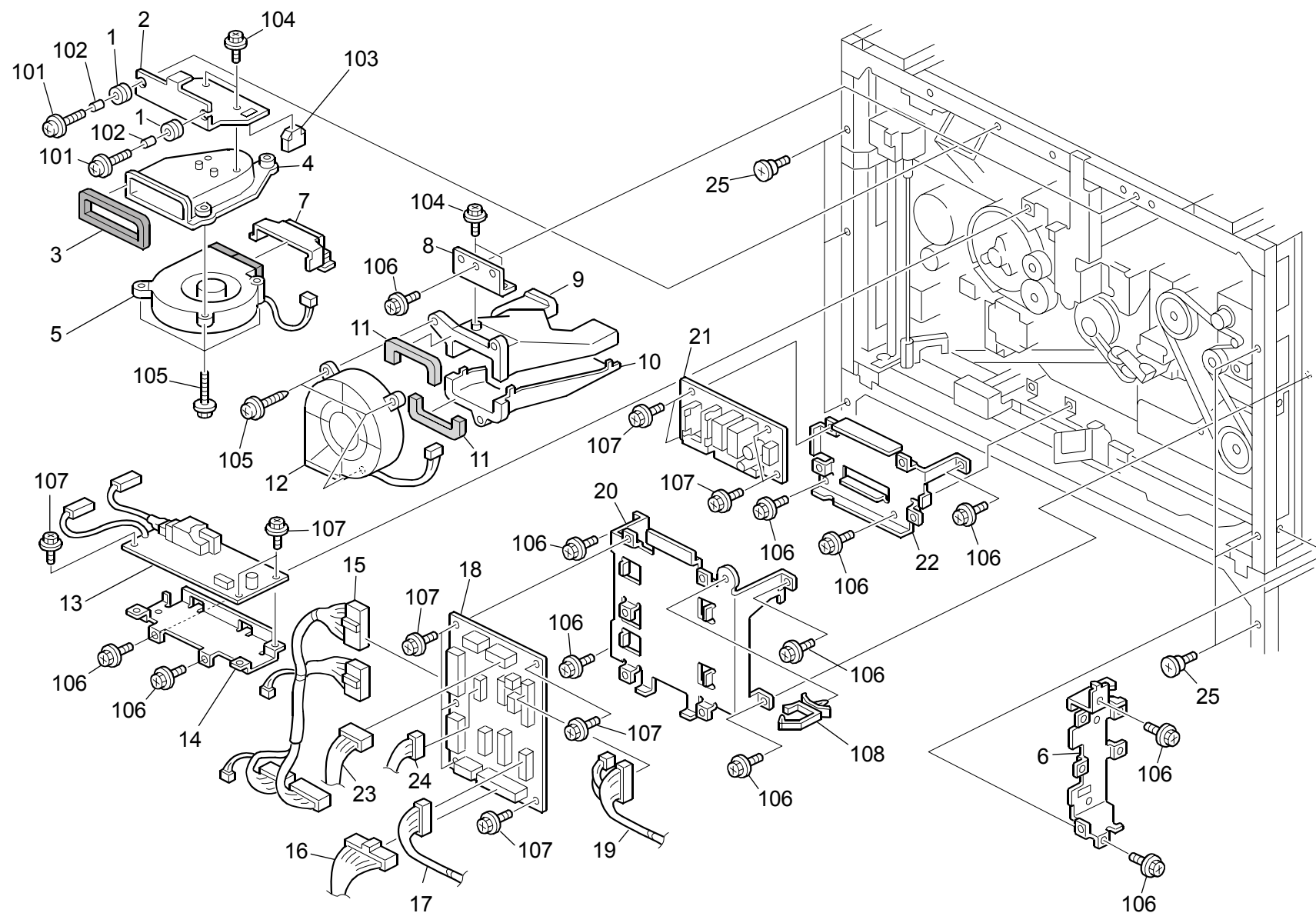
# 59.Electrical Section 4 (D052/D053/D054) CÓPIA NÃO CONTROLADA

Index No.	Part No.	Description	Q'ty Per Assembly
1	B247 5862	IPU Bracket	1
2	B247 5141	PCB:Image Processing Unit:Basic:Martini-C3	1
3	B247 5452	Harness - SBU	1
4	B247 5455	Harness - CIS	1
5	B247 5454	Harness - LDB	1
6	B247 5453	Harness - Sync Detector	1
7	B247 5456	Harness - LDB Power Source	1
8	B247 5451	Harness - IPU BCU	1
9	B247 5889	Bracket - Mother Board HDD	1
10	B247 5891	Bracket - Mother Board PSU	1
11	B247 5836	Insulating Sheet - HDD	1
12	B247 5837	Insulating Sheet - Power Source	1
13	B247 5457	Harness - MB Operation Panel	1
14	B247 5205	PCB:March3_2nd	1
15	B234 5563	PCB DDR-DIMM 128MB	2
16	B247 5864	Cover - Image Processing Unit	1
17	B247 5863	Harness Bracket	1
18	B247 5868	Cover - HDD	1
19	B247 5884	Connector Side Plate Bracket	1

Index No.	Part No.	Description	Q'ty Per Assembly
101	0454 3006Q	Tapping Screw - M3x6	
102	0951 3004N	Screw:Polished Round:M3x4	
103	1105 0516	Clamp	
104	1105 0490	Harness Clamp - LWS-2218	
105	1105 0607	Clamp:RBWS-1015D V0	
106	1105 0522	Edge Saddle - LES0510	
107	1105 0518	Edge Saddle - LES-1010	

CÓPIA NÃO CONTROLADA

## 60.Electrical Section 5 (D052/D053/D054) CÓPIA NÃO CONTROLADA



CÓPIA NÃO CONTROLADA

# 60.Electrical Section 5 (D052/D053/D054) CÓPIA NÃO CONTROLADA

Index No.	Part No.	Description	Q'ty Per Assembly
1	AA16 1104	Cushion - Motor	2
2	B065 1178	Fan Bracket - IPS	1
3	AA15 3155	Duct Seal - IPS	1
4	B065 1175	Entrance IPS Duct	1
5	B247 1095	Sirocco Fan Motor DC24V/8W	1
6	B065 5805	CSS Bracket	1
7	B065 1177	Upper IPS Duct	1
8	B065 1194	Exhaust Bracket	1
9	B065 1192	Upper Exhaust Duct	1
10	B065 1193	Lower Exhaust Duct	1
11	AA15 3156	Exhaust Duct Seal	2
12	AX65 0044	Sirocco Fan Motor DC24V/8.5W	1
13	AZ32 0163	Power Pack - Charactor Generator	1
14	B065 5804	Charge Power Pack Bracket	1
15	B247 5500	Harness - DC PSU CNB BCU	1
16	B140 5509	Harness - Power Source BCU DRB	1
17	B247 5421	Harness - Safety Switch	1
18	B247 5230	PCB CNB	1
19	B247 5420	Harness - CNB Upper	1
20	B140 5802	CNB Bracket	1
21	B247 5185	PCB DRB	1
22	B140 5803	DRB Bracket	1
23	B065 5501	VIB Power Source Harness	1
24	B065 5503	ADF/CNB Harness	1
25	AA14 3801	Screw:M4:Exterior	6

Index No.	Part No.	Description	Q'ty Per Assembly
101	0951 4010N	Screw:Polished Round:M4x10	
102	0707 4050N	Bushing - 4x5	
103	1102 6245	Relay Connector - 2P	
104	0450 4008N	Tapping Screw - M4x8	
105	0450 4016N	Tapping Screw - M4x16	
106	0451 4008N	Tapping Screw:4x8	
107	0451 3008N	Tapping Screw - M3x8	
108	1105 0488	Harness Clamp	

CÓPIA NÃO CONTROLADA



## 61.Electrical Section 6 (D052/D053/D054) CÓPIA NÃO CONTROLADA

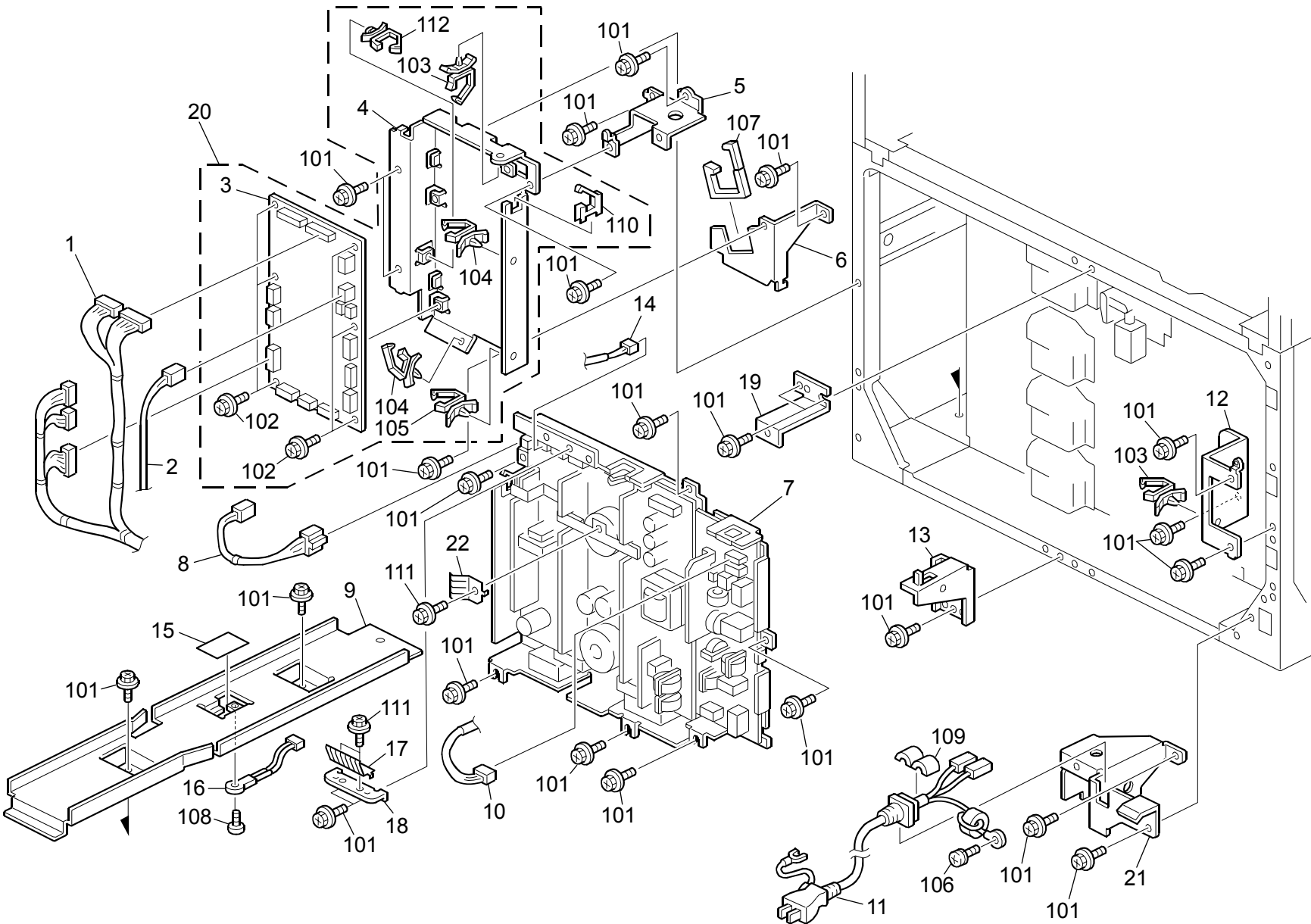
Index No.	Part No.	Description	Q'ty Per Assembly
1	AA15 3154	Duct Seal - PCU	1
2	B065 1183	Fan Bracket	1
3	B065 1184	Entrance PCU Duct	1
4	AX64 0183	Fan Motor DC24V/1.92W	1
5	AZ30 0057	Power Pack - Development	1
6	G126 5892	Bracket:Power Pack:Development	1
7	B247 5874	Holder:Power Pack:C3	1
8	B247 5418	Harness - Duplex Exit	1
9	B065 5818	Main Switch Harness Guide	1
10	B246 5615	Harness:AC Power Supply:Main:NA	1
10	B246 5617	Harness:AC Power Supply:Main:EU	1
11	B065 1180	PCU Duct	1
12	B065 5814	Harness Guide	1
13	B247 5827	Hinge Stay - Upper	1
14	B065 5868	Clamp	3
15	AA06 3880	Spring	6
16	AA14 3797	Connector Guide Pin	8
17	B065 5817	Slide Rail Cover	1
18	B247 5712	Hinge Bracket - Lower	1
19	B065 5422	Duplex DRB Harness	1
20	AA06 3901	Compression Spring:Drawer	2
21	B065 5445	Finisher CNB Harness	1
22	B065 5807	Finisher Cable Bracket	1
23	B065 5447	ADF Power Source Harness	1
24	B140 5891	Bracket:Plug:ADF	1
25	B247 5825	Upper Arm	1

Index No.	Part No.	Description	Q'ty Per Assembly
101	0451 4008N	Tapping Screw:4x8	
102	0450 4008N	Tapping Screw - M4x8	
103	0450 4035N	Tapping Screw:4x35	
104	1102 6245	Relay Connector - 2P	
105	0451 3008N	Tapping Screw - M3x8	
106	1105 0522	Edge Saddle - LES0510	
107	1105 0532	Edge Saddle - LES-25L	
108	1105 0489	Harness Clamp - LWS 1316	
109	1105 0516	Clamp	
110	1105 0490	Harness Clamp - LWS-2218	
111	0453 3008N	Binding Self Tapping Screw:3x8	
112	0950 4008N	Screw:Spring Washer:M4x8	
113	1102 8502	Connector - 54679-1615	

CÓPIA NÃO CONTROLADA

## 62.Electrical Section 7 (D052/D053/D054)

CÓPIA NÃO CONTROLADA



CÓPIA NÃO CONTROLADA

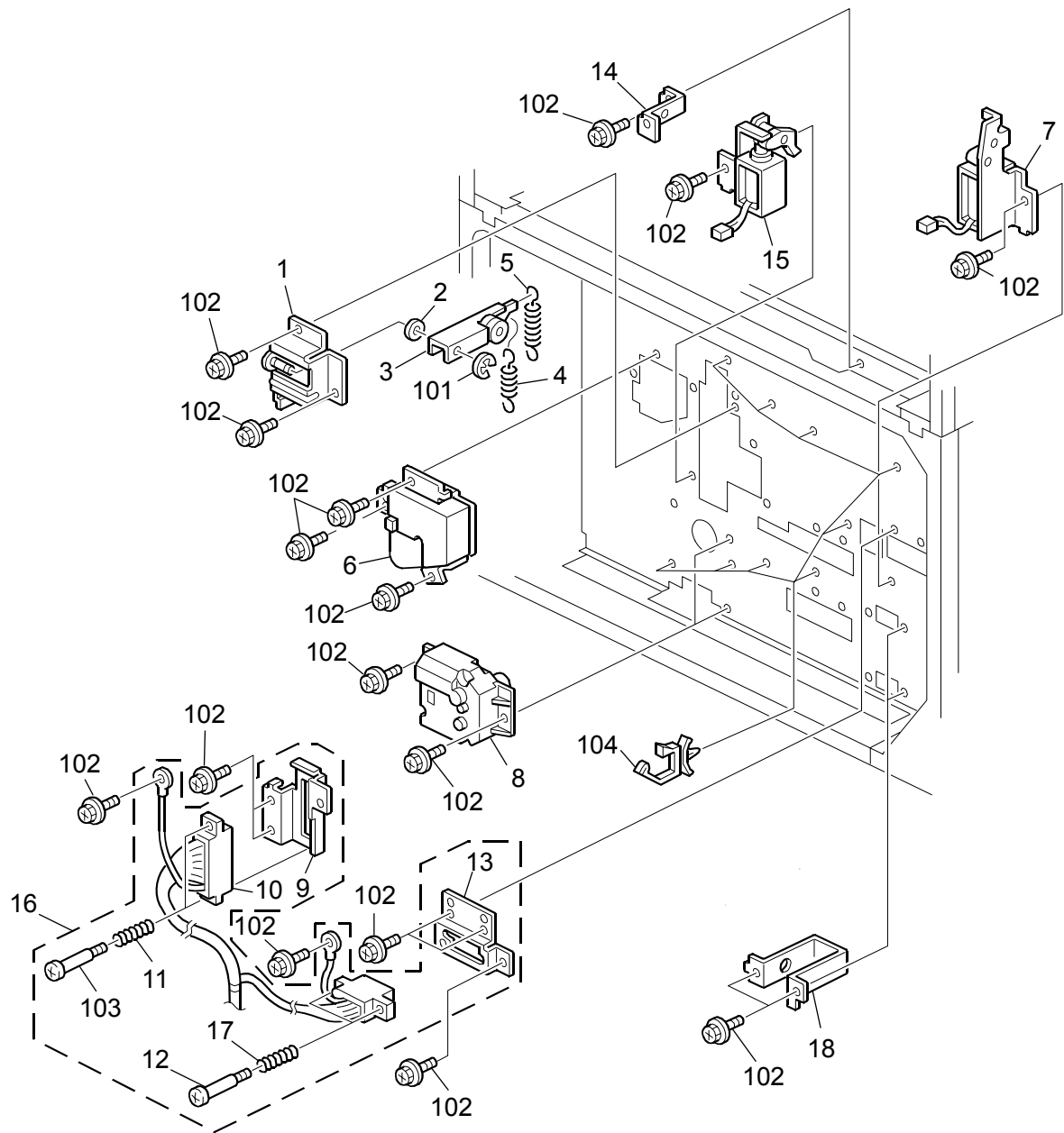


## 62.Electrical Section 7 (D052/D053/D054) CÓPIA NÃO CONTROLADA

Index No.	Part No.	Description	Q'ty Per Assembly
1	B247 5701	Harness - Bank Front 3Way	1
2	B247 5483	Harness - Bank Safety Switch	1
3	B247 5132	PCB PFC 3Way	1
4	B065 5871	PFC Board Bracket	1
5	B065 5873	Upper PFC Board Stay	1
6	B065 5872	Lower PFC Board Stay	1
7	AZ24 0111	Power Supply Unit	1
7	AZ24 0121	Power Supply Unit - 230V	1
8	B247 5502	Harness - DC Power Supply PFC	1
9	B065 3695	Bottle Guide	1
10	B247 5601	Harness - Bank Dehumidifier	1
11	B065 5672	Power Supply Cord - 120V	1
11	B246 5677	Power Supply Cord:EU	1
12	B065 5879	Right PSU Stay	1
13	B247 5826	Lower Arm	1
14	B247 5461	Harness - PWRCTL	1
15	B110 3777	Cover Temperature & Humidity Sensor	1
16	AW10 0107	Thermistor	1
17	B065 1843	Grounding Plate	1
18	B247 5828	Bracket:Ground Plate:Power Supply Unit	1
19	B247 5822	Guide Plate:Cover:Rear Upper	1
20	B247 5077	PCB:PFC	1
21	B246 5898	Holder:Power Supply Unit:NA	1
21	B249 5879	Holder:Power Supply Unit:M-C3	1
22	A294 1838	Ground Plate - Lens Stay	1

Index No.	Part No.	Description	Q'ty Per Assembly
101	0451 4008N	Tapping Screw:4x8	
102	0451 3008N	Tapping Screw - M3x8	
103	1105 0487	Harness Clamp	
104	1105 0488	Harness Clamp	
105	1105 0489	Harness Clamp - LWS 1316	
106	0801 0142	Screw - Spring Washer - M5x8	
107	1105 0532	Edge Saddle - LES-25L	
108	0313 0060N	Screw - M3x6	
109	1607 1092	Ferrite Core:RFC-10	
110	1105 0518	Edge Saddle - LES-1010	
111	0451 3006N	Tapping Screw - 3x6	
112	1105 0582	Clamp:RBWS-0510D-V0	
113	0451 3006N	Tapping Screw - 3x6	

CÓPIA NÃO CONTROLADA



C  PIA N  O CONTROLADA

**63.Electrical Section 8 (D052/D053/D054)**

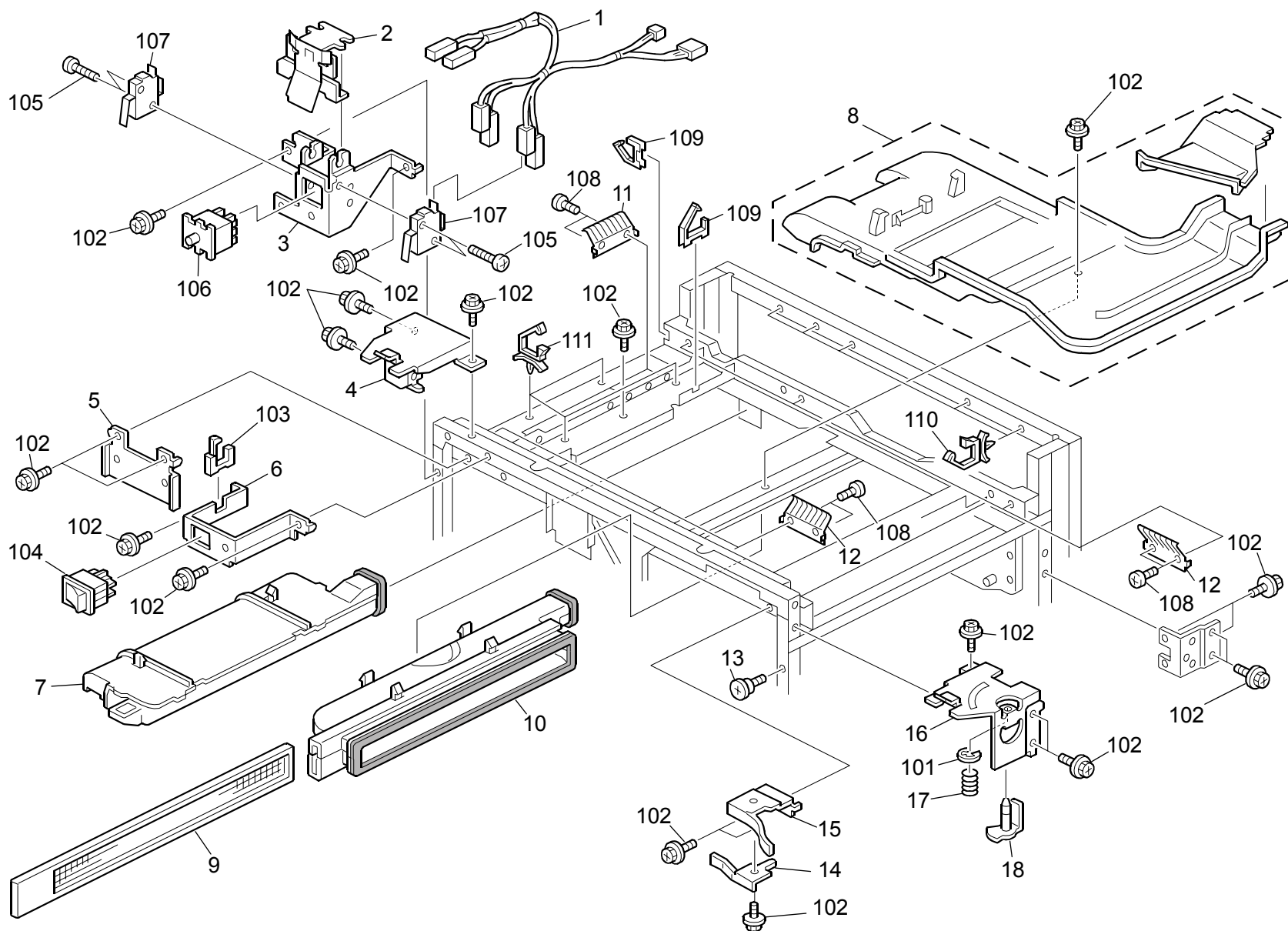
CÓPIA NÃO CONTROLADA

Index No.	Part No.	Description	Q'ty Per Assembly
1	B132 6726	Bracket:Arm:Ass'y	1
2	AA13 2203	Spacer - 6mm	1
3	B065 6769	Lock Arm	1
4	B247 6754	Lock Spring - Small	1
5	B247 6753	Lock Spring - Large	1
6	B132 6759	DC Motor:Rise:Tandem LCT:Ass'y	1
7	B132 6765	DC Solenoid:Lock:Ass'y	1
8	AX04 0144	DC Motor:Rise:Paper Tray	2
9	B065 6767	Right Connecting Bracket	1
10	B247 5700	Harness:Bank:Rear:Three Way	1
11	AA06 3880	Spring	2
12	AA14 3797	Connector Guide Pin	2
13	B132 6763	Bracket:Connector:Left	1
14	B065 5878	Upper PSU Stay	1
15	B132 6762	DC Solenoid:Coupling:Ass'y	1
16	B247 5709	Harness:Bank:Rear:Three Way	1
17	AA06 3901	Compression Spring:Drawer	2
18	B065 6172	Paper Tray Stopper	2

Index No.	Part No.	Description	Q'ty Per Assembly
101	0720 0040E	Retaining Ring - M4	
102	0451 4008N	Tapping Screw:4x8	
103	0803 0058	Stepped Screw	
104	1105 0488	Harness Clamp	

CÓPIA NÃO CONTROLADA

## 64. Electrical Section 9 (D052/D053/D054)



CÓPIA NÃO CONTROLADA

**64.Electrical Section 9 (D052/D053/D054)**

CÓPIA NÃO CONTROLADA

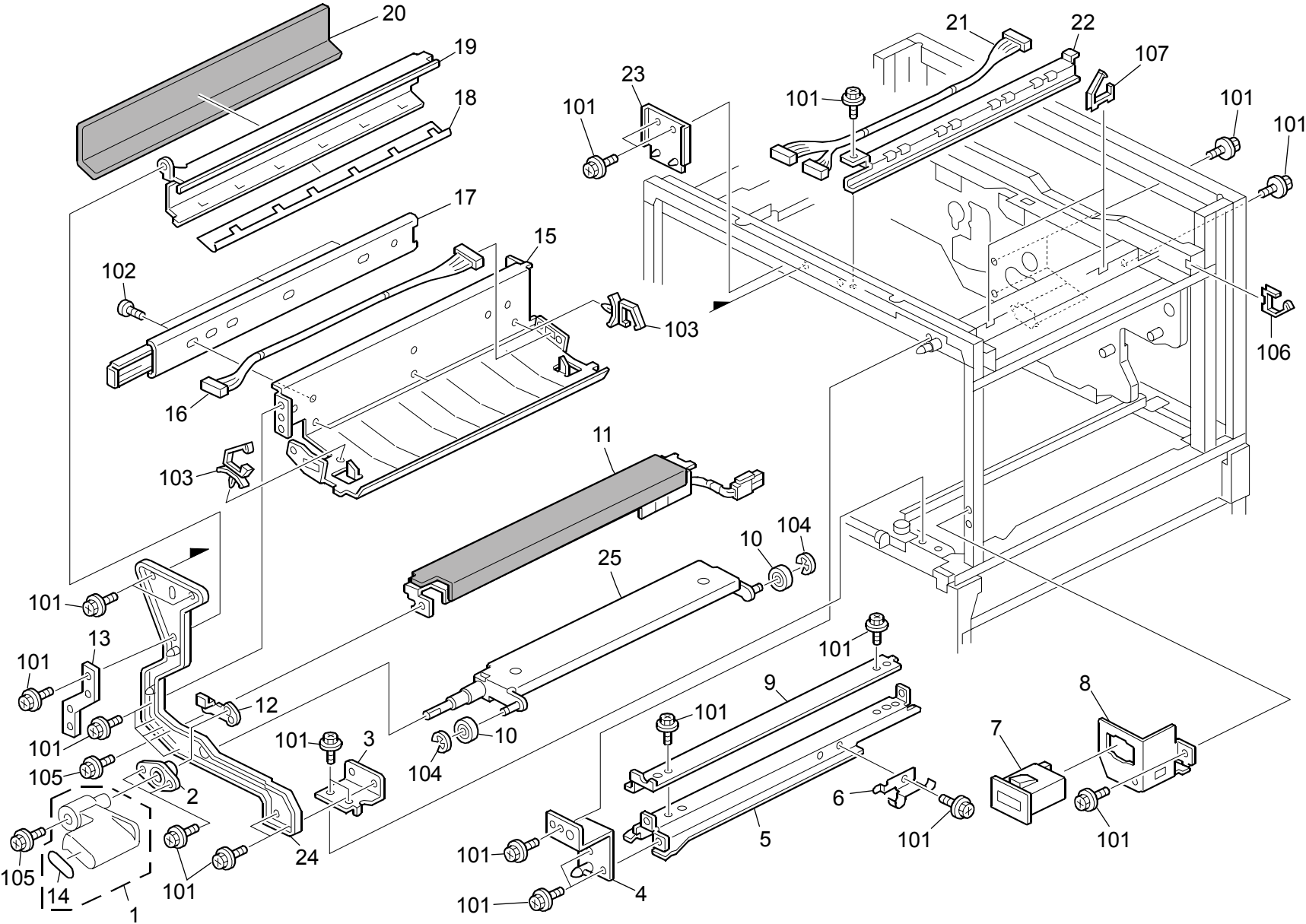
Index No.	Part No.	Description	Q'ty Per Assembly
1	B247 5430	Harness - Switch:Laser Diode	1
2	B065 5041	Safety Switch Lever	1
3	B065 5811	Safety Switch Bracket	1
4	B065 1320	Receiving Tray - Operation Panel	1
5	B065 5816	Safety Switch Harness Cover	1
6	B247 5715	Main Switch Bracket	1
7	B065 1188	Duct - Fusing	1
8	B065 1173	IPS Duct	1
9	B070 2114	Filter - Toner	1
10	B065 1185	Duct - Charge	1
11	B065 1845	Grounding Plate	3
12	B065 1844	Grounding Plate	6
13	AA14 3801	Screw:M4:Exterior	1
14	B065 3267	Inner Back Cam	1
15	B065 3266	Toner Bottle Cam	1
16	B065 1328	Upper Hinge Guide Plate	1
17	AA06 3052	Turret Spring	1
18	B132 1463	Hinge Shaft	1

Index No.	Part No.	Description	Q'ty Per Assembly
101	0720 0040E	Retaining Ring - M4	
102	0451 4008N	Tapping Screw:4x8	
103	1105 0518	Edge Saddle - LES-1010	
104	1204 2468	Switch - AC250/16A	
105	0353 0120N	Screw M3x12	
106	1204 2390	Interlock Switch - FA8L-AB24	
107	1204 2521	Micro Switch	
108	0453 3008N	Binding Self Tapping Screw:3x8	
109	1105 0522	Edge Saddle - LES0510	
110	1105 0508	Harness Clamp - LWS-0711	
111	1105 0488	Harness Clamp	

CÓPIA NÃO CONTROLADA

65.Frame Section 1 (D052/D053/D054)

CÓPIA NÃO CONTROLADA



CÓPIA NÃO CONTROLADA

**65.Frame Section 1 (D052/D053/D054)**

CÓPIA NÃO CONTROLADA

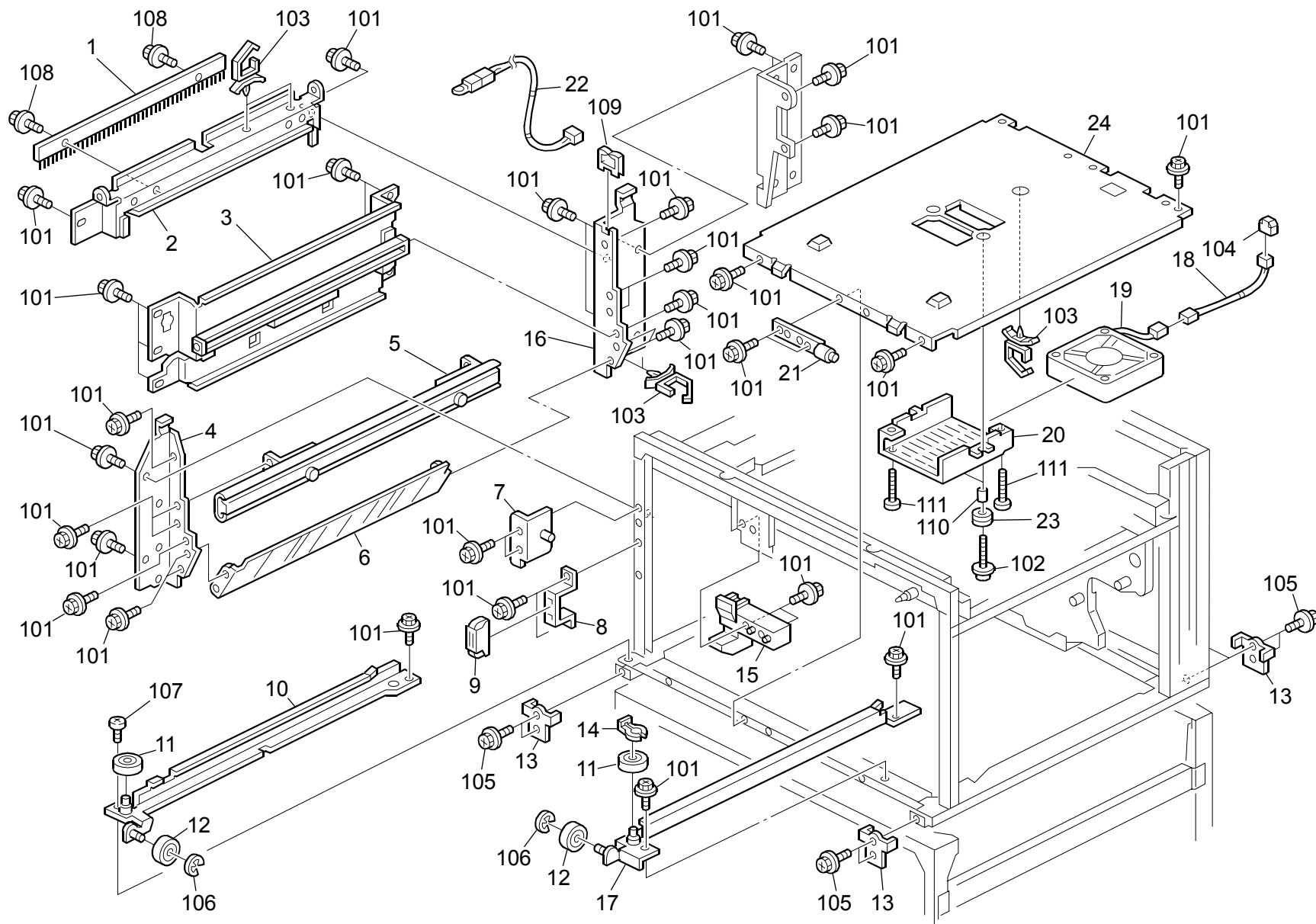
Index No.	Part No.	Description	Q'ty Per Assembly
1	B065 3832	Transfer Unit Lever	1
2	AA08 2064	Bushing - 10mm	1
3	B065 1096	Front Transfer Stay	1
4	B140 3253	Drum Stay:Development:Upper:Peen	1
5	B065 3251	Development Unit Rail	1
6	A096 1679	Development Grounding Plate	1
7	AX31 0047	Total Counter:7FIG:24V:MI2	1
8	B247 5890	Bracket:Total Counter	1
9	B065 3252	Right Rail - Drum Unit	1
10	6754 2866	Roller - Positioning Guide	2
11	B246 3841	Heater:120V	1
11	B246 3843	Heater:240V	1
12	B065 3831	Release Positioning Plate	1
13	B247 3820	Positioning Plate:Transfer Unit:Ass'y	1
14	B065 3833	Decal - Transfer Unit Lever	1
15	B065 3811	Transfer Unit Stay	1
16	B065 3812	Transfer Rely Harness	1
17	AA07 0077	Slide Rail - Right	1
18	B065 1094	Duct Clip	1
19	B065 1091	Left Duct - PCU	1
20	B065 1095	Heat Insulation	1
21	B247 2496	Harness - PCU	1
22	B065 1098	Left Rail	1
23	B247 4168	Positioning Plate:Fusing Unit:Ass'y	1
24	B247 3815	Channel:Lengthwise:Middle Front:Ass'y	1
25	B247 3827	Handle Stay	1

Index No.	Part No.	Description	Q'ty Per Assembly
101	0451 4008N	Tapping Screw:4x8	
102	0453 4008N	Binding Self Tapping Screw:4x8	
103	1105 0487	Harness Clamp	
104	0720 0040E	Retaining Ring - M4	
105	0360 4008N	Screw - M4x8	
106	1105 0518	Edge Saddle - LES-1010	
107	1105 0522	Edge Saddle - LES0510	

CÓPIA NÃO CONTROLADA

## 66.Frame Section 2 (D052/D053/D054)

CÓPIA NÃO CONTROLADA



CÓPIA NÃO CONTROLADA



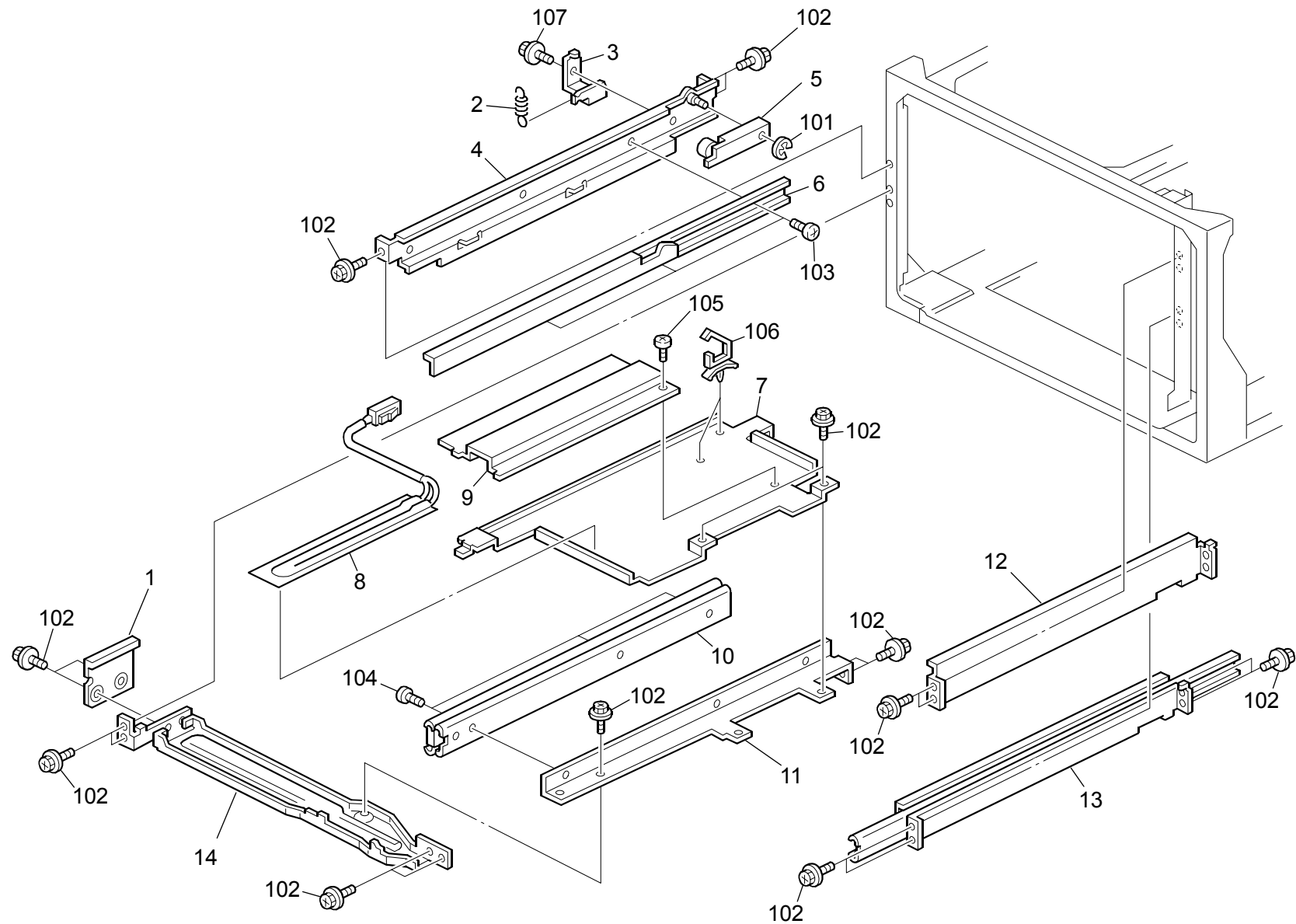
**66.Frame Section 2 (D052/D053/D054)**

CÓPIA NÃO CONTROLADA

Index No.	Part No.	Description	Q'ty Per Assembly
1	AA12 0067	Anti Static Brush	1
2	B246 4311	Guide Plate:Exit:Exit:Upper	1
3	B140 4313	Exhaust Cover Ass'y	1
4	B065 4306	Front Exhaust Side Plate	1
5	B247 4440	Slide Rail:Fusing/Paper Exit Unit:Left:Ass'y	1
6	B140 4312	Left Rise Guide Plate	1
7	B247 4263	Bracket:Shaft:Lock:Ass'y	1
8	B065 1197	Magnet Catch Bracket	1
9	AG07 1012	Magnet Catch:Ass'y	1
10	B247 4835	Rail:Left:Machine or Copier:Ass'y	1
11	A300 2134	Guide Roller - B	2
12	6754 2866	Roller - Positioning Guide	2
13	B065 1092	Bracket	4
14	5447 2681	Snap Ring	1
15	B065 4179	Stripper Pawls Plate	1
16	B065 4307	Rear Exhaust Side Plate	1
17	B247 4591	Right Duplex Rail	1
18	B065 1198	Duplex Fan Harness	1
19	AX64 0183	Fan Motor DC24V/1.92W	1
20	B065 1200	Bracket:Fan:Duplex	1
21	B065 4830	Holder Bracket	1
22	B065 4499	Exit Detection Harness	1
23	AA16 1104	Cushion - Motor	2
24	B065 1075	Base Cover	1

Index No.	Part No.	Description	Q'ty Per Assembly
101	0451 4008N	Tapping Screw:4x8	
102	0951 4010N	Screw:Polished Round:M4x10	
103	1105 0511	Harness Clamp - LWS-0306ZC	
104	1102 6245	Relay Connector - 2P	
105	0451 4010N	Tapping Screw:4x10	
106	0720 0040E	Retaining Ring - M4	
107	0434 0080N	Pan Self-Tapping Screw:M4x8	
108	0451 3006N	Tapping Screw - 3x6	
109	1105 0328	Harness Clamp - ES-0505	
110	0707 4050N	Bushing - 4x5	
111	0354 0300N	Screw:M4x30	

CÓPIA NÃO CONTROLADA



**67.Frame Section 3 (D052/D053/D054)**

CÓPIA NÃO CONTROLADA

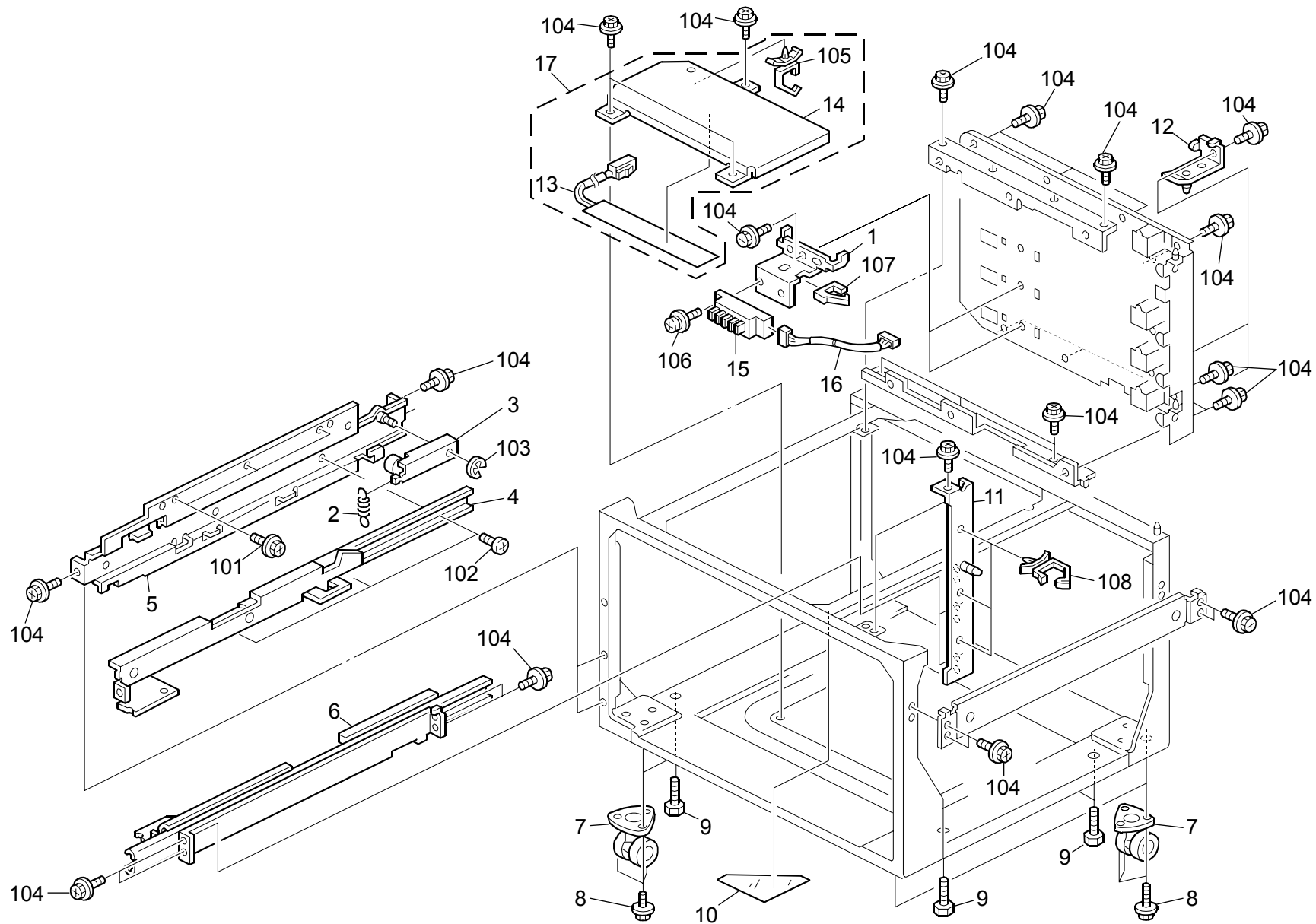
Index No.	Part No.	Description	Q'ty Per Assembly
1	B065 6777	Supporting Plate	1
2	AA06 0592	Lock Spring - Tandem Tray	1
3	B132 6742	Left Rail Bracket	1
4	B247 6792	Base:Slide Rail:Tandem LCT:Peen	1
5	B065 6135	Lock Arm - Tandem Tray	1
6	B247 6254	Slide Rail - Left	1
7	B065 6116	Upper Heat Sink	1
8	AX40 0176	Heater:115V:18W:Upper	1
8	AX40 0178	Heater:240V:18W:Upper	1
9	A248 6103	Guide Plate - Upper Heat Sink	1
10	AA07 0072	Slide Rail:Tandem LCT	1
11	B065 6774	Slidebracket	1
12	B065 6264	Guide Stay	1
13	B247 6252	Slide Rail - Right	1
14	B065 6776	Tandem Tray Stay	1

Index No.	Part No.	Description	Q'ty Per Assembly
101	0720 0040E	Retaining Ring - M4	
102	0451 4008N	Tapping Screw:4x8	
103	0453 3006N	Tapping Screw - M3x6	
104	0314 0040N	Pan Head Screw - M4x4	
105	0360 4006N	Screw - M4x6	
106	1105 0516	Clamp	
107	0451 4006N	Tapping Screw - 4x6	

CÓPIA NÃO CONTROLADA

68.Frame Section 4 (D052/D053/D054)

CÓPIA NÃO CONTROLADA



CÓPIA NÃO CONTROLADA

**68.Frame Section 4 (D052/D053/D054)**

CÓPIA NÃO CONTROLADA

Index No.	Part No.	Description	Q'ty Per Assembly
1	B247 6177	Bracket - Paper Size Sensor	2
2	AA06 0534	Tray Lock Spring - 19mm	2
3	B065 6136	Tray Lock Arm	2
4	B132 6692	Slide Rail:Left:Sub-Ass'y	2
5	B247 6783	Base:Slide Rail:No.3:Peen	2
6	B132 6693	Slide Rail:Right:Ass'y	2
7	AH01 2031	Caster:1470N	4
8	AA14 3803	Flanged Hexagonal Head Bolt:Caster	12
9	AA14 3798	Hexagonal Bolt:M12x35	4
10	B098 6693	Shield:Frame:Paper Bank:Upper	1
11	B065 6191	Side Plate - Paper Tray	1
12	B247 6174	Bracket:Positioning:Paper Tray:Ass'y	2
13	AX40 0176	Heater:115V:18W:Upper	1
13	AX40 0178	Heater:240V:18W:Upper	1
14	B140 6221	Heat Sink:Heater:Lower:Sub-Ass'y	1
15	AW50 0010	Push Switch	2
16	B247 6800	Harness - Paper Size Sensor	2
17	B140 6225	Heat Sink:Heater:Lower:NA:Ass'y	1
17	B140 6226	Heat Sink:Heater:Lower:EU:Ass'y	1

Index No.	Part No.	Description	Q'ty Per Assembly
101	0451 3006N	Tapping Screw - 3x6	
102	0453 3006N	Tapping Screw - M3x6	
103	0720 0040E	Retaining Ring - M4	
104	0451 4008N	Tapping Screw:4x8	
105	1105 0516	Clamp	
106	0954 3008N	Screw - M3x8	
107	1105 0522	Edge Saddle - LES0510	
108	1105 0488	Harness Clamp	

CÓPIA NÃO CONTROLADA

## CAPACITOR

SYMBOL NO.	INDEX NO.	SYMBOL NO.	INDEX NO.	SYMBOL NO.	INDEX NO.	SYMBOL NO.	INDEX NO.	SYMBOL NO.	INDEX NO.	SYMBOL NO.	INDEX NO.	SYMBOL NO.	INDEX NO.
C101	135	C111	135	---	---	C131	135	C141	135	---	---	C161	156
C102	129	C112	133	C122	135	C132	135	C142	133	C152	135	C162	135
C103	137	C113	135	C123	133	C133	135	C143	135	C153	133	C163	136
C104	129	C114	133	C124	135	C134	133	C144	133	C154	135	C164	133
C105	135	C115	132	C125	133	C135	135	C145	135	C155	135	C165	135
C106	135	C116	135	C126	133	C136	135	C146	130	C156	132	C166	135
C107	135	C117	135	C127	133	C137	133	C147	135	C157	133	C167	135
C108	135	C118	133	C128	133	C138	135	C148	135	C158	133	C168	135
C109	133	C119	140	C129	135	C139	135	C149	135	C159	131	C169	138
C110	135	C120	134	C130	130	C140	135	C150	135	C160	131		

## CA

SYMBOL NO.	INDEX NO.
CA101	141
CA102	141
CA103	139

## CONNECTOR

SYMBOL NO.	INDEX NO.
CN251	102
CN252	104
CN253	106
CN254	103
CN255	105
CN256	101
CN257	107

## DIONE

SYMBOL NO.	INDEX NO.
D101	110
D102	111

## IC

SYMBOL NO.	INDEX NO.
IC101	122
IC102	158
IC103	115
IC104	118
IC105	157
IC106	121
IC107	118
IC108	117
IC109	117
IC110	120

## JP

SYMBOL NO.	INDEX NO.
JP101	146
JP102	146

## LED

SYMBOL NO.	INDEX NO.
LED101	112
LED102	113
LED103	114

## OSC

SYMBOL NO.	INDEX NO.
OSC101	126

## RESISTOR

SYMBOL NO.	INDEX NO.
R101	150
R102	148
R103	148
R104	148
R105	150
---	---
R107	152
R108	149
---	---
---	---

SYMBOL NO.	INDEX NO.
---	---
R112	154
R113	154
R114	150
---	---
---	---
R117	150
R118	154
R119	154
R120	148

SYMBOL NO.	INDEX NO.
---	---
R122	147
R123	153
R124	153
R125	149
---	---
---	---
R128	150
R129	149
R130	155

SYMBOL NO.	INDEX NO.
R131	155
R132	150
R133	155
R134	153
R135	149
---	---
R136	150
R137	154
R138	149
R139	150
---	---

SYMBOL NO.	INDEX NO.
R141	150
R142	153
R143	150
R144	153
---	---
---	---
R147	147
R148	147
R149	147
R150	147

SYMBOL NO.	INDEX NO.
R151	147
R152	147
R153	147
R154	147
R155	151
---	---
R156	150
R157	150
---	---
R159	150
---	---

## Q

SYMBOL NO.	INDEX NO.
Q101	109

## RESISTOR

SYMBOL NO.	INDEX NO.
---	---
R162	150
R163	150
---	---
---	---
---	---
---	---
R168	149
R169	150
R170	149

SYMBOL NO.	INDEX NO.
R171	150
R172	149
---	---
---	---
---	---
---	---
R177	147
R178	147
R179	147
R180	147

SYMBOL NO.	INDEX NO.
R181	147
R182	147
R183	147
R184	147
R185	154
---	---
R186	154
---	---
R188	149
---	---
R190	149

SYMBOL NO.	INDEX NO.
---	---
R192	149
R193	150
R194	150
R195	150
---	---
R196	154
R197	149
R198	153

## REG

SYMBOL NO.	INDEX NO.
REG101	125

## RN

SYMBOL NO.	INDEX NO.
RN101	143
RN102	143
RN103	145
RN104	145
RN105	145
---	---
RN106	142
RN107	143
RN108	142
RN109	142
---	---

SYMBOL NO.	INDEX NO.
---	---
RN112	127
---	---
---	---
---	---
RN116	142
RN117	142
---	---
RN119	127
RN120	128

## RN

SYMBOL NO.	INDEX NO.	SYMBOL NO.	INDEX NO.
RN121	127	RN131	144
RN122	142	RN132	144
RN123	142	RN133	144
RN124	143	RN134	143
RN125	143	RN135	143
RN126	142	---	---
---	---	---	---
---	---	RN138	142
---	---		
RN130	144		



**69.BCU Board (D052/D053/D054)**

CÓPIA NÃO CONTROLADA

Index No.	Part No.	Description	Q'ty Per Assembly
*	D054 5122	PCB:BCU:Service	1

Index No.	Part No.	Description	Q'ty Per Assembly
101	1102 6297	Connector - 4P	
102	1102 7699	Connector - TX24-50R-LT-N1	
103	1102 8091	Connector - 53505-4010	
104	1102 8474	Connector - 5 P	
105	1102 8475	Connector - 11P	
106	1102 8487	Connector - 55451-2610	
107	1103 3427	Connector:FH12-49S-0.5SV(89)	
108	1104 0764	IC Socket - 8 PIN	
109	1400 0795	Transistor - 2SC4617	
110	1402 1336	Diode - 1SS355	
111	1402 1565	Diode - RB	
112	1403 0953	LED - SML-310MT	
113	1403 0978	LED - SML-310DT	
114	1403 0996	LED - SML-310VT	
115	1407 5366	IC - 74LVC08A TSSOP	
116	1407 5392	IC:SN74LV541APW	
117	1407 5463	IC - SN74LV245APW	
118	1407 5469	IC - SN74LV07APW	
119	1407 5511	IC - SN74LVC14APW	
120	1407 5633	IC - SN74LV574APW	
121	1407 6166	IC - ESOC	
122	1408 1730	IC - MM1096BF	
123	1408 1736	Operational Amplifier:LMV358MM	
124	1408 1779	IC - R3112Q281A	
125	1408 1818	Series Regulator - LM1117MP-1.8	
126	1503 1215	Crystal Oscillator - 17.5MHz	
127	1601 7752	Resistor Array - 10K $\Omega$ $\pm$ 5%	
128	1601 7781	Resistor - 10 $\Omega$ $\pm$ 5%	
129	1604 4894	Capacitor:100 $\mu$ F: $\pm$ 20%:16V	
130	1605 1202	Capacitor - 15pF $\pm$ 5% 50V	
131	1605 1206	Capacitor - 47pF $\pm$ 5% 50V	
132	1605 1208	Capacitor:100pF: $\pm$ 5%:50V	
133	1605 1212	Capacitor - 470pF $\pm$ 10% 50V	
134	1605 1214	Capacitor - 1000pF $\pm$ 10% 50V	
135	1605 1221	Capacitor - 0.1 $\mu$ F+80-20%16V	

CÓPIA NÃO CONTROLADA

CÓPIA NÃO CONTROLADA

CÓPIA NÃO CONTROLADA

## CÓPIA NÃO CONTROLADA

Index No.	Part No.	Description	Q'ty Per Assembly
136	1605 1234	Capacitor:4700pF:±10%:50V	
137	1605 1281	Capacitor - 0.22μF±10% 16V	
138	1605 1291	Capacitor:2.2μF:±10%:10V	
139	1605 1439	Capacitor:470pF:±20%:50V	
140	1605 1454	Capacitor:0.33μF:±10%:6.3V	
141	1605 1483	Capacitor:0.01μF:±20%:25V	
142	1609 0005	Resistor:33 Ω:±5%:1/16W	
143	1609 0006	Resistor:10K Ω:±5%:1/16W	
144	1609 0016	Resistor:56 Ω:±5%:1/16W	
145	1609 0020	Resistor:10 Ω:±5%:1/16W	
146	1634 0000	Resistor - 0 Ω 1/16W	
147	1650 4100	Resistor - 10Ω ±5% 1/10W	
148	1650 4101	Resistor - 100Ω±5%1/10W	
149	1650 4102	Resistor - 1KΩ ±5% 1/10W	
150	1650 4103	Resistor - 10KΩ ±5% 1/10W	
151	1650 4104	Resistor - 100KΩ±5%1/10W	
152	1650 4105	Resistor - 1MΩ ±5% 1/10W	
153	1650 4222	Resistor - 2.2KΩ±5%1/10W	
154	1650 4330	Chip Resistor - 33Ω ±5% 1/10W	
155	1650 4681	Resistor - 680Ω ±5% 1/10W	
156	1660 4103	Capacitor - 10000pF - ±10% - 50V	
157	1902 0069	SRAM - 4mx16 3.3V G1	
158	1906 0094	Flash Memory - S29AL016D70TFI020	

Index No.	Part No.	Description	Q'ty Per Assembly

CÓPIA NÃO CONTROLADA

## CAPACITOR

SYMBOL NO.	INDEX NO.	SYMBOL NO.	INDEX NO.	SYMBOL NO.	INDEX NO.	SYMBOL NO.	INDEX NO.	SYMBOL NO.	INDEX NO.	SYMBOL NO.	INDEX NO.	SYMBOL NO.	INDEX NO.
C1	211	C11	211	C21	223	C31	223	C41	213	C51	215	C61	221
C2	221	C12	211	C22	178	C32	221	C42	211	C52	211	C62	217
C3	221	C13	211	---	---	C33	223	C43	166	C53	211	C63	223
C4	167	C14	211	C24	213	C34	217	C44	223	C54	218	C64	217
C5	211	C15	211	C25	215	C35	217	C45	223	C55	223	C65	221
C6	211	C16	211	C26	215	C36	221	C46	169	C56	223	C66	223
C7	211	C17	223	C27	221	C37	223	C47	223	C57	218	C67	220
C8	211	---	---	C28	217	C38	217	C48	218	C58	217	C68	221
C9	211	C19	223	C29	223	C39	223	C49	218	C59	223	C69	211
C10	211	C20	223	C30	221	C40	217	C50	215	C60	217	C70	221

## CAPACITOR

SYMBOL NO.	INDEX NO.	SYMBOL NO.	INDEX NO.	SYMBOL NO.	INDEX NO.	SYMBOL NO.	INDEX NO.	SYMBOL NO.	INDEX NO.	SYMBOL NO.	INDEX NO.	SYMBOL NO.	INDEX NO.
C71	221	C101	167	C111	164	C121	221	C131	221	C141	217	C151	221
C72	221	C102	161	C112	217	C122	217	C132	217	C142	164	C152	217
C73	223	C103	162	C113	221	C123	164	C133	164	C143	164	C153	217
---	---	C104	223	C114	164	C124	221	C134	160	C144	217	C154	221
---	---	C105	164	C115	217	C125	217	C135	217	C145	221	C155	223
C76	223	C106	217	C116	221	C126	164	C136	223	C146	156	C156	217
---	---	C107	221	C117	164	C127	162	C137	223	C147	221	C157	221
---	---	C108	164	C118	217	C128	223	C138	217	C148	217	C158	223
---	---	C109	217	C119	221	C129	161	C139	160	C149	223	C159	217
---	---	C110	221	C120	156	C130	167	C140	221	C150	223	C160	221

## CAPACITOR

SYMBOL NO.	INDEX NO.	SYMBOL NO.	INDEX NO.	SYMBOL NO.	INDEX NO.	SYMBOL NO.	INDEX NO.	SYMBOL NO.	INDEX NO.	SYMBOL NO.	INDEX NO.
C161	223	C171	223	C181	223	C191	221	C201	221	C211	217
C162	223	C172	223	C182	223	C192	221	C202	221	C212	217
C163	217	C173	217	C183	223	---	---	C203	217	C213	221
C164	217	C174	217	C184	223	---	---	C204	217	C214	217
C165	223	C175	223	C185	223	---	---	C205	221	C215	221
C166	223	C176	217	C186	164	---	---	C206	164	C216	221
C167	223	C177	221	C187	223	---	---	C207	217	C217	217
C168	223	C178	223	C188	217	C198	223	C208	221	C218	217
C169	223	C179	217	C189	221	C199	221	C209	223	C219	223
C170	223	C180	221	C190	221	C200	217	C210	223	C220	223
										C221	217
										C222	217
										C223	221
										C224	217
										C225	221
										C226	221
										C227	217
										C228	217
										C229	223
										C230	223

## CAPACITOR

SYMBOL NO.	INDEX NO.	SYMBOL NO.	INDEX NO.	SYMBOL NO.	INDEX NO.	SYMBOL NO.	INDEX NO.	SYMBOL NO.	INDEX NO.	SYMBOL NO.	INDEX NO.
C231	217	C261	210	C271	156	C281	217	---	---	C301	160
C232	217	C262	160	---	---	C282	164	C292	221	C302	223
C253	161	C263	160	C273	221	---	---	C293	217	---	---
C254	162	C264	160	C274	217	---	---	C294	164	C304	223
C255	160	C265	160	C275	164	---	---	C295	162	C305	154
C256	160	---	---	C276	162	C286	164	C296	223	C306	223
C257	156	---	---	C277	223	C287	217	---	---	C307	223
C258	216	---	---	C278	161	C288	221	---	---	C308	217
C259	216	---	---	C279	167	---	---	C299	223	C309	160
C260	216	C270	223	C280	221	---	---	C300	217	C310	223
										C311	217
										C312	160
										C313	221
										C314	223
										C315	223
										C316	217
										C317	160
										C318	223
										C319	217
										---	---

## CAPACITOR

SYMBOL NO.	INDEX NO.	SYMBOL NO.	INDEX NO.	SYMBOL NO.	INDEX NO.	SYMBOL NO.	INDEX NO.	SYMBOL NO.	INDEX NO.	SYMBOL NO.	INDEX NO.	SYMBOL NO.	INDEX NO.
C321	223	---	---	C351	223	C361	223	---	---	C381	214	---	---
C322	217	---	---	C352	217	C362	155	---	---	C382	214	C392	214
C323	160	---	---	---	---	C363	217	---	---	C383	214	C393	214
C324	223	---	---	---	---	C364	223	---	---	C384	214	C394	214
C325	217	C345	223	---	---	C365	217	---	---	C385	214	C395	214
---	---	C346	217	---	---	C366	223	---	---	---	---	C396	223
---	---	C347	223	---	---	C367	217	---	---	---	---	C397	223
---	---	C348	217	---	---	C368	223	C378	214	---	---	---	---
---	---	C349	223	C359	219	C369	217	C379	214	---	---	---	---
---	---	C350	217	C360	155	C370	223	C380	214	---	---	---	---

## CAPACITOR

SYMBOL NO.	INDEX NO.	SYMBOL NO.	INDEX NO.	SYMBOL NO.	INDEX NO.	SYMBOL NO.	INDEX NO.	SYMBOL NO.	INDEX NO.	SYMBOL NO.	INDEX NO.	SYMBOL NO.	INDEX NO.
---	---	C421	211	---	---	C441	221	C461	221	C471	223	C481	217
---	---	---	---	---	---	C442	217	---	---	C472	221	C482	223
---	---	C423	223	---	---	---	---	---	---	C473	221	C483	217
---	---	C424	221	---	---	---	---	C464	223	C474	221	C484	223
---	---	C425	217	---	---	C455	221	C465	221	C475	221	C485	223
C416	164	C426	217	---	---	C456	223	C466	217	---	---	C486	217
C417	221	---	---	C437	217	C457	221	C467	217	---	---	C487	223
---	---	---	---	C438	217	C458	221	C468	223	---	---	C488	223
---	---	---	---	C439	221	C459	217	C469	160	C479	217	C489	217
C420	212	---	---	C440	221	C460	217	C470	160	C480	217	C490	217

## CAPACITOR

SYMBOL NO.	INDEX NO.	SYMBOL NO.	INDEX NO.	SYMBOL NO.	INDEX NO.	SYMBOL NO.	INDEX NO.	SYMBOL NO.	INDEX NO.	SYMBOL NO.	INDEX NO.
C491	223	C501	217	C511	217	C521	217	C531	156	---	---
C492	217	C502	223	C512	223	C522	223	C532	223	---	---
C493	217	C503	223	C513	223	C523	223	C533	156	C543	223
C494	223	C504	217	C514	217	C524	217	C534	223	C544	221
C495	223	C505	217	C515	217	C525	217	C535	159	C545	217
C496	217	C506	223	C516	223	C526	223	---	---	---	---
C497	223	C507	217	C517	217	C527	223	---	---	---	---
C498	223	C508	217	C518	217	C528	223	---	---	---	---
C499	217	C509	223	C519	223	C529	223	---	---	C549	223
C500	223	C510	223	C520	223	C530	223	---	---	C550	218
										C551	157
										C552	222
										C553	221
										---	---
										C555	158
										C556	223
										C557	164
										C558	165
										C559	212
										C560	168

## CAPACITOR

SYMBOL NO.	INDEX NO.	SYMBOL NO.	INDEX NO.	SYMBOL NO.	INDEX NO.	SYMBOL NO.	INDEX NO.	SYMBOL NO.	INDEX NO.	SYMBOL NO.	INDEX NO.
C561	155	C641	221	C901	223	C911	223	C921	223	C931	163
C562	223	C642	221	C902	223	C912	223	C922	223	C932	163
C623	210	---	---	C903	223	C913	223	C923	223	C933	163
C624	210	---	---	C904	223	C914	223	C924	223		
C625	210	---	---	C905	223	C915	223	C925	223		
C626	221	---	---	C906	223	---	---	C926	163		
---	---	---	---	C907	223	---	---	C927	163		
---	---	---	---	C908	223	---	---	C928	163		
---	---	---	---	C909	223	---	---	C929	163		
---	---	C900	223	C910	223	C920	223	C930	163		
										CN340	109
										CN341	106
										CN342	105
										CN343	108
										CN344	104
										---	---
										CN346	102
										CN347	103
										CN348	101
										---	---
										---	---

## CONNECTOR

## CONNECTOR

SYMBOL NO.	INDEX NO.
---	---
---	---
CN353	107

## DIODE

SYMBOL NO.	INDEX NO.
D100	116
D101	117
D102	115

## FIL

SYMBOL NO.	INDEX NO.
FIL1	174
FIL2	170
FIL3	170
FIL4	170
FIL5	170
FIL6	170
FIL7	173
FIL8	173
FIL9	173
FIL10	173

SYMBOL NO.	INDEX NO.
FIL11	173
FIL12	173
FIL13	173
FIL14	173
---	---
---	---
---	---
---	---
---	---
FIL100	170

SYMBOL NO.	INDEX NO.
---	---
---	---
---	---
---	---
---	---
---	---
---	---
FIL107	174
---	---
FIL109	170
---	---

SYMBOL NO.	INDEX NO.
---	---
FIL112	174
---	---
---	---
---	---
---	---
FIL126	170
---	---
FIL128	174
FIL129	170
FIL130	170

SYMBOL NO.	INDEX NO.
FIL131	171
FIL132	170
FIL133	170
FIL134	170
FIL135	170
FIL136	170
FIL137	170
FIL138	170
FIL139	170
FIL140	170

## FIL

SYMBOL NO.	INDEX NO.
FIL141	170
FIL142	170
FIL143	170
FIL144	170
FIL145	170
FIL146	170
FIL147	170

## IC

SYMBOL NO.	INDEX NO.
IC1	138
IC2	124
IC3	122
IC4	126
IC5	125
IC6	131
---	---
---	---
---	---
---	---

SYMBOL NO.	INDEX NO.
IC101	3
IC102	120
IC103	2
IC104	1
IC105	133
IC106	133
IC107	133
IC108	133
---	---
---	---

SYMBOL NO.	INDEX NO.
IC111	224
IC112	224
IC113	224
IC114	224
IC115	224
IC116	224
IC117	224
IC118	224
IC119	128
IC120	124

SYMBOL NO.	INDEX NO.
IC121	127
IC122	127
IC123	121
IC124	121
IC125	140
---	---
---	---
---	---
IC129	123
---	---

## SW

SYMBOL NO.	INDEX NO.
IC131	134
IC132	129
IC133	130
IC134	136
IC135	132

## JP

SYMBOL NO.	INDEX NO.
JP1	177
JP2	177
---	---
---	---
---	---
---	---
---	---
---	---
---	---



## JP

SYMBOL NO.	INDEX NO.
JP101	177
JP102	177
JP103	175
---	---
JP105	177
JP106	177
JP107	177
JP108	177
JP109	177
JP110	177
JP111	177

SYMBOL NO.	INDEX NO.
JP112	177
JP113	177
JP114	177
JP115	177
---	---
JP116	177
JP117	177
JP118	177
JP119	177
JP120	177
JP121	177

SYMBOL NO.	INDEX NO.
JP122	177
JP123	177
JP124	177
JP125	177
---	---
JP126	177
---	---
---	---
---	---
---	---
---	---

SYMBOL NO.	INDEX NO.
---	---
---	---
---	---
JP135	177
JP136	177
---	---
---	---
---	---
---	---
---	---
---	---

SYMBOL NO.	INDEX NO.
---	---
---	---
---	---
---	---
JP146	175
---	---
JP158	177

## L

SYMBOL NO.	INDEX NO.
L1	172

## LED

SYMBOL NO.	INDEX NO.
LED101	118
LED102	119
LED103	119
LED104	118

## OSC

SYMBOL NO.	INDEX NO.
OSC1	141
---	---
---	---
---	---
---	---
---	---
OSC101	143
OSC102	142

## Q

SYMBOL NO.	INDEX NO.
Q1	113
Q2	111
Q3	114
Q4	114
Q5	112

## RESISTOR

SYMBOL NO.	INDEX NO.
R1	177
R2	177
R3	177
R4	181
R5	177
---	---
R7	176
R8	200
R9	200
R10	200

SYMBOL NO.	INDEX NO.
R11	200
R12	200
R13	200
R14	182
R15	196
---	---
R16	196
R17	192
R18	196
R19	176
R20	182

SYMBOL NO.	INDEX NO.
R21	196
R22	209
R23	182
R24	182
R25	196
---	---
R26	204
R27	198
R28	192
R29	182
R30	182

SYMBOL NO.	INDEX NO.
R31	182
R32	191
R33	198
R34	182
R35	181
---	---
R36	192
R37	196
R38	196
R39	177
R40	192

SYMBOL NO.	INDEX NO.
---	---
---	---
R43	201
R44	177
R45	182
---	---
R46	193
R47	193
R48	193
R49	193
R50	177

## RESISTOR

SYMBOL NO.	INDEX NO.	SYMBOL NO.	INDEX NO.	SYMBOL NO.	INDEX NO.	SYMBOL NO.	INDEX NO.	SYMBOL NO.	INDEX NO.	SYMBOL NO.	INDEX NO.	SYMBOL NO.	INDEX NO.
R51	196	R61	180	---	---	R81	200	R91	180	R101	192	R111	182
R52	196	R62	180	R72	182	R82	200	---	---	---	---	R112	181
---	---	---	---	R73	196	R83	200	---	---	---	---	R113	181
---	---	R64	196	R74	181	R84	182	---	---	R104	186	---	---
R55	177	R65	177	R75	181	R85	189	---	---	---	---	R115	182
---	---	---	---	R76	200	R86	189	R96	189	R106	200	---	---
R57	184	---	---	R77	200	---	---	---	---	R107	186	R117	182
---	---	---	---	R78	200	---	---	---	---	R108	182	---	---
R59	180	R69	182	R79	200	---	---	---	---	R109	182	---	---
R60	180	R70	182	R80	200	R90	180	R100	183	R110	182	R120	186

## RESISTOR

SYMBOL NO.	INDEX NO.	SYMBOL NO.	INDEX NO.	SYMBOL NO.	INDEX NO.	SYMBOL NO.	INDEX NO.	SYMBOL NO.	INDEX NO.	SYMBOL NO.	INDEX NO.	SYMBOL NO.	INDEX NO.
R121	181	R131	196	R141	199	R151	185	---	---	---	---	R181	179
R122	181	R132	179	R142	199	R152	183	R162	200	---	---	R182	179
R123	181	R133	179	R143	185	R153	199	R163	182	---	---	R183	183
R124	182	R134	182	R144	183	R154	199	R164	181	---	---	R184	199
R125	192	R135	182	R145	199	R155	185	R165	181	---	---	R185	199
R126	196	R136	183	R146	199	R156	183	R166	182	---	---	R186	185
R127	196	R137	199	R147	185	R157	199	R167	182	---	---	R187	183
R128	179	R138	199	R148	183	R158	199	R168	182	---	---	R188	199
R129	179	R139	185	R149	199	R159	185	---	---	R179	192	R189	199
R130	196	R140	183	R150	199	---	---	---	---	R180	196	R190	185

## RESISTOR

SYMBOL NO.	INDEX NO.	SYMBOL NO.	INDEX NO.	SYMBOL NO.	INDEX NO.	SYMBOL NO.	INDEX NO.	SYMBOL NO.	INDEX NO.	SYMBOL NO.	INDEX NO.
R191	183	---	---	R211	179	R221	181	R231	200	R241	200
R192	199	---	---	R212	181	---	---	R232	195	---	---
R193	199	---	---	R213	179	---	---	R233	200	---	---
R194	185	---	---	---	---	R224	186	R234	200	R244	189
R195	183	---	---	---	---	R225	181	---	---	R245	200
R196	199	---	---	R216	198	R226	181	R236	200	---	---
R197	199	---	---	R217	198	R227	182	---	---	R247	194
R198	185	---	---	R218	198	R228	182	---	---	R248	195
---	---	R209	181	R219	198	R229	182	---	---	---	---
---	---	R210	179	R220	181	R230	200	R240	189	---	---

## RESISTOR

SYMBOL NO.	INDEX NO.	SYMBOL NO.	INDEX NO.	SYMBOL NO.	INDEX NO.	SYMBOL NO.	INDEX NO.	SYMBOL NO.	INDEX NO.	SYMBOL NO.	INDEX NO.
R261	196	R271	181	---	---	R291	190	R301	192	R311	192
R262	192	---	---	---	---	---	---	R302	192	R312	192
R263	182	---	---	---	---	---	---	R303	192	R313	192
---	---	---	---	R284	183	---	---	R304	192	R314	192
R265	181	R275	181	---	---	R295	192	R305	192	R315	192
---	---	R276	196	---	---	R296	192	R306	192	R316	192
---	---	R277	196	---	---	R297	192	R307	192	R317	192
R268	192	---	---	---	---	R298	192	R308	192	R318	192
R269	192	---	---	R289	208	R299	192	R309	192	R319	192
R270	195	---	---	R290	204	R300	192	R310	192	R320	181
										---	---
										---	---
										---	---
										---	---
										---	---

## RESISTOR

SYMBOL NO.	INDEX NO.	SYMBOL NO.	INDEX NO.	SYMBOL NO.	INDEX NO.	SYMBOL NO.	INDEX NO.	SYMBOL NO.	INDEX NO.	SYMBOL NO.	INDEX NO.	SYMBOL NO.	INDEX NO.
R341	182	---	---	R361	192	R371	182	R381	179	R391	200	R401	182
R342	182	R352	182	---	---	---	---	R382	179	R392	200	R402	179
---	---	---	---	R363	200	R373	192	R383	200	R393	200	---	---
R344	181	---	---	---	---	R374	200	R384	195	---	---	---	---
R345	196	---	---	---	---	R375	182	R385	192	R395	200	---	---
---	---	R356	192	---	---	R376	200	R386	200	R396	200	R406	196
R347	182	---	---	R367	185	R377	195	R387	200	R397	200	---	---
---	---	---	---	R368	185	R378	192	R388	200	---	---	R408	196
R349	182	---	---	R369	195	R379	200	R389	200	---	---	R409	196
---	---	R360	200	R370	182	R380	179	R390	179	R400	181	R410	196

## RESISTOR

SYMBOL NO.	INDEX NO.	SYMBOL NO.	INDEX NO.	SYMBOL NO.	INDEX NO.	SYMBOL NO.	INDEX NO.	SYMBOL NO.	INDEX NO.	SYMBOL NO.	INDEX NO.	SYMBOL NO.	INDEX NO.
R411	197	R421	183	R431	182	REG101	135	RN1	146	RN11	151	RN21	152
---	---	R422	197	---	---	REG102	139	RN2	146	RN12	151	RN22	152
R413	183	---	---	---	---	REG103	137	RN3	146	RN13	152	RN23	146
R414	207	R424	202	R434	200			RN4	152	RN14	152	RN24	152
R415	144	R425	203	R455	192			RN5	146	RN15	152	RN25	152
R416	206	R426	200	R456	192			RN6	146	RN16	152	RN26	146
R417	179	---	---	R457	196			RN7	146	RN17	152	RN27	146
R418	187	R428	181	---	---			RN8	146	RN18	152	RN28	146
R419	179	---	---	R459	200			RN9	152	RN19	152	RN29	146
R420	179	R430	182	R460	200			RN10	152	RN20	152	RN30	146

## REG

## RN

## RN

SYMBOL NO.	INDEX NO.	SYMBOL NO.	INDEX NO.	SYMBOL NO.	INDEX NO.	SYMBOL NO.	INDEX NO.	SYMBOL NO.	INDEX NO.	SYMBOL NO.	INDEX NO.	SYMBOL NO.	INDEX NO.
RN31	146	RN101	146	RN111	149	RN121	146	RN131	147	RN141	147	---	---
RN32	146	RN102	151	RN112	152	RN122	146	RN132	147	RN142	147	---	---
RN33	146	RN103	151	RN113	152	---	---	RN133	147	RN143	147	RN173	146
RN34	146	RN104	151	RN114	152	---	---	RN134	147	---	---	RN174	146
RN35	150	---	---	RN115	152	---	---	RN135	147	---	---	RN175	146
RN36	150	---	---	RN116	152	---	---	RN136	146	---	---	---	---
RN37	150	RN107	150	---	---	---	---	RN137	146	---	---	---	---
RN38	150	RN108	150	RN118	146	RN128	151	RN138	145	RN168	146	---	---
---	---	RN109	150	RN119	146	RN129	151	RN139	147	RN169	146	---	---
RN100	146	RN110	150	RN120	146	---	---	RN140	147	---	---	RN180	146

## RN

SYMBOL NO.	INDEX NO.	SYMBOL NO.	INDEX NO.	SYMBOL NO.	INDEX NO.	SYMBOL NO.	INDEX NO.	SYMBOL NO.	INDEX NO.	SYMBOL NO.	INDEX NO.	SYMBOL NO.	INDEX NO.
RN181	146	RN191	151	RN201	150	RN211	149	RN221	150	RN231	150	RN241	150
RN182	146	RN192	151	RN202	150	RN212	149	RN222	150	RN232	150	RN242	150
RN183	146	RN193	150	---	---	RN213	149	RN223	150	RN233	150	RN243	150
RN184	146	RN194	150	RN204	150	RN214	149	RN224	150	RN234	150	RN244	150
---	---	RN195	150	---	---	RN215	149	RN225	150	RN235	150	RN245	150
---	---	RN196	150	---	---	RN216	149	RN226	150	RN236	150	RN246	150
---	---	RN197	147	RN207	149	RN217	149	RN227	150	RN237	150	RN247	150
---	---	RN198	150	RN208	149	RN218	151	RN228	150	RN238	150	RN248	150
---	---	RN199	150	RN209	149	RN219	146	RN229	150	RN239	150	RN249	150
RN190	151	RN200	150	RN210	149	RN220	150	RN230	150	RN240	150	RN250	150

## RN

SYMBOL NO.	INDEX NO.	SYMBOL NO.	INDEX NO.	SYMBOL NO.	INDEX NO.	SYMBOL NO.	INDEX NO.	SYMBOL NO.	INDEX NO.	SYMBOL NO.	INDEX NO.	SYMBOL NO.	INDEX NO.
RN251	150	RN261	153	RN271	152	RN281	152	RN291	148	RN301	147	RN331	151
RN252	153	RN262	153	RN272	152	RN282	152	RN292	148	RN302	146	---	---
RN253	153	RN263	153	RN273	152	RN283	152	RN293	151	RN303	146	RN333	145
RN254	153	RN264	147	RN274	152	RN284	150	RN294	151	---	---	RN334	152
RN255	153	RN265	147	---	---	RN285	150	RN295	151	---	---	RN335	152
RN256	153	RN266	147	---	---	RN286	150	RN296	151	---	---	RN336	152
RN257	153	RN267	147	---	---	RN287	150	RN297	151	---	---	RN337	152
RN258	153	RN268	147	---	---	RN288	150	RN298	151	---	---	RN338	152
RN259	153	---	---	---	---	RN289	148	RN299	147	---	---	---	---
RN260	153	RN270	152	RN280	152	RN290	148	RN300	147	RN330	151	---	---

## RN

SYMBOL NO.	INDEX NO.
---	---
RN412	205

## SW

SYMBOL NO.	INDEX NO.
SW1	110

**70.IPU Board (D052/D053/D054)**

CÓPIA NÃO CONTROLADA

Index No.	Part No.	Description	Q'ty Per Assembly
*	B247 5141	PCB:Image Processing Unit:Basic:Martini-C3	1
1	B065 5147	IC - CDIC3	1
2	B065 5158	IC - RF5C608	1
3	B065 5169	IC - GARAC	1

Index No.	Part No.	Description	Q'ty Per Assembly
101	1102 6600	Connector - 8P	
102	1102 7626	Connector - TX25-80P-LT-N1	
103	1102 8091	Connector - 53505-4010	
104	1102 8716	Connector:55450-1880	
105	1102 9378	Connector:55450-1280	
106	1102 9381	Connector:55450-2080	
107	1103 3167	Connector:FH12-28S-0.5SH(89)	
108	1103 3480	Connector:55450-1380	
109	1103 3537	Connector:292212-7	
110	1204 2306	Dip Switch - CHS-04B	
111	1400 0810	Transistor - DTC114EUA	
112	1400 0948	Transistor:DTC143ZE	
113	1401 1202	Fet - HAT1023R	
114	1401 1207	Fet:HAT2070R	
115	1402 1342	Diode - 1SR154-400	
116	1402 1503	Diode - 1SS400	
117	1402 1648	Diode:RB053	
118	1403 0907	Diode - SML-310LT	
119	1403 0953	LED - SML-310MT	
120	1407 5090	IC - DS90CF364MTD	
121	1407 5334	IC - CMOS LOGIC 74LVC244A TSSOP	
122	1407 5347	IC - SN74LV08APW	
123	1407 5350	IC - SN74LV00APW	
124	1407 5351	IC - SN74LV14APW	
125	1407 5353	IC - SN74LV244APW	
126	1407 5367	IC - 74LVC74A	
127	1407 5469	IC - SN74LV07APW	
128	1407 5705	IC - SN74LVC06APW	
129	1407 5709	IC - MK1705A	
130	1407 5742	IC - ICS553MI	
131	1407 6187	CMOS Logic - SN74LVC1G07DCK	
132	1407 6205	CMOS Logic - SN74LVC1G06DCK	
133	1407 6292	Controller:RB5V861	
134	1407 6343	Clock Generator:MB88152PNF-G-101-E1	
135	1408 1508	Series Regulator - PQ07VZ012Z	

CÓPIA NÃO CONTROLADA

## CÓPIA NÃO CONTROLADA

Index No.	Part No.	Description	Q'ty Per Assembly
136	1408 1538	IC - M62032AFP	
137	1408 1664	Series Regulator:LM1117MP-ADJ/NOPB	
138	1408 1790	IC - R3112Q301A	
139	1408 1945	IC - SI-85	
140	1408 2007	Operational Amplifier:LM324PW	
141	1503 0885	Crystal Oscillator - 10MHz	
142	1503 1089	Oscillator - 85.2MHz	
143	1503 1090	Oscillator - 21.176MHz	
144	1600 1880	Resistor - 25M $\Omega \pm 1\%$ 1W	
145	1601 7877	Resistor Array 4.7K $\Omega \pm 5\%$ 1/32W	
146	1601 7887	Resistor Array - 10K $\Omega \pm 5\%$ 1/32W	
147	1601 7898	Resistor Array	
148	1601 7900	Resistor Array - 0 $\Omega \pm 5\%$	
149	1601 7914	Resistor Array - 47 $\Omega \pm 5\%$	
150	1601 7943	Resistor Array - 68 $\Omega \pm 5\%$ 1/32W	
151	1601 7959	Resistor	
152	1601 7960	Resistor Array - 100 $\Omega \pm 5\%$ 1/16W	
153	1601 7981	Resistor Array - 100K $\Omega \pm 5\%$ 1/16W	
154	1604 4306	Capacitor	
155	1604 4848	Capacitor - 100 $\mu$ F $\pm 20\%$ 10V	
156	1604 4987	Capacitor - 330 $\mu$ F $\pm 20\%$ 6.3V	
157	1604 5042	Capacitor:330 $\mu$ F: $\pm 20\%$ :4V	
158	1604 5047	Capacitor - 330 $\mu$ F $\pm 20\%$ 10V	
159	1604 5082	Capacitor - 330 $\mu$ F $\pm 20\%$ 10V	
160	1605 0976	Capacitor - 1 $\mu$ F+80% -20% 10V	
161	1605 1106	Ceramic Capacitor - 2200 pF $\pm 10\%$ 50V	
162	1605 1181	Capacitor - 10 $\mu$ F+80-20% 10V	
163	1605 1221	Capacitor - 0.1 $\mu$ F+80-20%16V	
164	1605 1224	Capacitor 4.7 $\mu$ F $\pm 10\%$ 6.3V	
165	1605 1246	Capacitor - 3.3 $\mu$ F $\pm 20\%$ 25V	
166	1605 1281	Capacitor - 0.22 $\mu$ F $\pm 10\%$ 16V	
167	1605 1355	Ceramic Capacitor:680pF: $\pm 10\%$ :50V	
168	1605 1406	Capacitor - 10 $\mu$ F $\pm 10\%$ 6.3V	
169	1605 1606	Capacitor:0.33 $\mu$ F: $\pm 10\%$ :16V	
170	1607 0861	Filter - BK2125HS101	

Index No.	Part No.	Description	Q'ty Per Assembly
171	1607 1061	Filter - BLM11P300SPB	
172	1607 1326	Inductor - SLFL2575-2R7N7R0-PF	
173	1607 1345	Filter:BLM18HG601SN1B	
174	1607 1351	Filter BLM21PG221SN1B	
175	1610 1218	Resistor	
176	1633 0000	Resistor - 0 $\Omega$ 1/10W	
177	1634 0000	Resistor - 0 $\Omega$ 1/16W	
178	1644 0220	Capacitor - 22 $\mu$ F $\pm 20\%$ 10V	
179	1650 4100	Resistor - 10 $\Omega \pm 5\%$ 1/10W	
180	1650 4101	Resistor - 100 $\Omega \pm 5\%$ 1/10W	
181	1650 4102	Resistor - 1K $\Omega \pm 5\%$ 1/10W	
182	1650 4103	Resistor - 10K $\Omega \pm 5\%$ 1/10W	
183	1650 4104	Resistor - 100K $\Omega \pm 5\%$ 1/10W	
184	1650 4105	Resistor - 1M $\Omega \pm 5\%$ 1/10W	
185	1650 4150	Resistor - 15 $\Omega \pm 5\%$ 1/10W	
186	1650 4151	Resistor - 150 $\Omega \pm 5\%$ 1/10W	
187	1650 4200	Resistor - 20 $\Omega \pm 5\%$ 1/10W	
188	1650 4202	Resistor - 2K $\Omega \pm 5\%$ 1/10W	
189	1650 4220	Chip Resistor - 22 $\Omega \pm 5\%$ 1/10W	
190	1650 4222	Resistor - 2.2K $\Omega \pm 5\%$ 1/10W	
191	1650 4242	Resistor - 2.4K $\Omega \pm 5\%$ 1/10W 1608	
192	1650 4330	Chip Resistor - 33 $\Omega \pm 5\%$ 1/10W	
193	1650 4331	Resistor - 330 $\Omega \pm 5\%$ 1/10W	
194	1650 4390	Resistor - 39 $\Omega$ -5% 1/10W	
195	1650 4470	Resistor - 47 $\Omega \pm 5\%$ 1/10W	
196	1650 4472	Resistor - 4.7K $\Omega \pm 5\%$ 1/10W	
197	1650 4473	Resistor - 47K $\Omega \pm 5\%$ 1/10W	
198	1650 4511	Resistor - 510 $\Omega \pm 5\%$ 1/10W	
199	1650 4620	Resistor 62 $\Omega \pm 5\%$ 1/10W	
200	1650 4680	Resistor - 68 $\Omega \pm 5\%$ 1/10W	
201	1650 4750	Resistor - 75 $\Omega \pm 5\%$ 1/10W	
202	1653 3309	Resistor - 33 $\Omega \pm 1\%$ 1/8W	
203	1653 7509	Resistor - 75 $\Omega \pm 1\%$ 1/8W	
204	1654 1001	Resistor - 1K $\Omega \pm 1\%$ 1/10W	
205	1654 1101	Resistor - 1.1K $\Omega \pm 1\%$ 1/10W	

CÓPIA NÃO CONTROLADA



CÓPIA NÃO CONTROLADA

Index No.	Part No.	Description	Q'ty Per Assembly
206	1654 1401	Resistor - 1.4K $\Omega \pm 1\%$ 1/10W 1608	
207	1654 1800	Resistor - 180 $\Omega \pm 1\%$ 1/10W	
208	1654 4420	Resistor 442 $\Omega \pm 1\%$ 1/10w 1608	
209	1654 4990	Resistor - 499 $\Omega \pm 1\%$ 1/10W	
210	1660 0100	Capacitor - 10pF $\pm 0.5\text{pF}$ 50V	
211	1660 2101	Capacitor - 100pF - $\pm 10\%$ - 50V	
212	1660 2221	Capacitor - 220pF +80-20% 50V	
213	1660 2270	Capacitor - 27pF $\pm 20\%$ 35V	
214	1660 2330	Capacitor - 33pF - $\pm 5\%$ - 50V	
215	1660 2331	Capacitor - 330pF $\pm 5\%$ 50V	
216	1660 2470	Capacitor - 47pF $\pm 5\%$ 50V	
217	1660 2471	Capacitor - 470pF - $\pm 5\%$ - 50V	
218	1660 4102	Capacitor - 1000pF $\pm 10\%$ 50V	
219	1660 4103	Capacitor - 10000pF - $\pm 10\%$ - 50V	
220	1660 4222	Capacitor - 2200pF - $\pm 10\%$ - 50V	
221	1660 6103	Capacitor - 10000pF - +80%-20%50V	
222	1660 6473	Capacitor - 47000pF +80 -20% 50V	
223	1660 8104	Capacitor - 0.1 $\mu\text{F} \pm 20\%$ 25V	
224	1907 0013	SDRAM:256m:4mx16x4:133MHz:G1	

Index No.	Part No.	Description	Q'ty Per Assembly

CÓPIA NÃO CONTROLADA

## BAT

SYMBOL NO.	INDEX NO.
BAT1	114

## CAPACITOR

SYMBOL NO.	INDEX NO.
---	---
C2	197
C3	168
C4	189
C5	189
C6	193
C7	199
C8	199
C9	168
C10	189

SYMBOL NO.	INDEX NO.
C11	193
C12	199
C13	199
C14	199
C15	199
C16	199
C17	199
C18	193
C19	193
C20	197

SYMBOL NO.	INDEX NO.
C21	199
---	---
C23	185
C24	187
C25	177
C26	185
C27	180
C28	189
C29	189
C30	199

SYMBOL NO.	INDEX NO.
C31	176
C32	175
C33	199
C34	199
C35	187
C36	169
C37	185
C38	199
C39	207
C40	183

SYMBOL NO.	INDEX NO.
C41	199
C42	185
C43	169
C44	193
C45	184
C46	185
C47	199
C48	193
C49	169
C50	187

SYMBOL NO.	INDEX NO.
C51	187
C52	187
C53	187
C54	198
C55	186
C56	199
C57	197
C58	197
C59	197
C60	199

## CAPACITOR

SYMBOL NO.	INDEX NO.
C61	199
C62	184
C63	187
C64	187
C65	187
C66	196
C67	190
---	---
C69	187
C70	187

SYMBOL NO.	INDEX NO.
C71	187
C72	187
C73	187
C74	187
C75	197
C76	187
C77	187
C78	187
C79	187
C80	187

SYMBOL NO.	INDEX NO.
C81	187
C82	187
C83	187
C84	187
C85	189
C86	199
---	---
C88	189
C89	199
C90	170

SYMBOL NO.	INDEX NO.
C91	192
C92	190
C93	187
---	---
C95	187
C96	197
C97	200
C98	193
C99	193
C100	193

SYMBOL NO.	INDEX NO.
C101	187
C102	187
C103	187
C104	187
C105	187
C106	187
C107	200
C108	197
C109	197
C110	197

SYMBOL NO.	INDEX NO.
C111	199
C112	199
C113	197
C114	170
C115	199
C116	199
C117	170
C118	187
C119	187
---	---

SYMBOL NO.	INDEX NO.
C121	171
C122	187
C123	169
C124	169
C125	169
C126	169
C127	169
C128	169
C129	169
C130	169

## CAPACITOR

SYMBOL NO.	INDEX NO.	SYMBOL NO.	INDEX NO.	SYMBOL NO.	INDEX NO.	SYMBOL NO.	INDEX NO.	SYMBOL NO.	INDEX NO.	SYMBOL NO.	INDEX NO.
C131	182	C141	187	C151	180	C161	174	C171	185	C181	187
C132	182	C142	187	C152	195	C162	199	C172	196	C182	197
C133	171	C143	179	C153	182	C163	199	C173	196	C183	187
C134	171	C144	197	C154	182	---	---	C174	207	C184	199
C135	203	C145	199	C155	185	C165	187	C175	169	C185	199
C136	180	C146	197	C156	185	---	---	C176	199	C186	199
C137	169	C147	199	C157	185	C167	185	C177	185	C187	199
C138	169	C148	199	C158	199	C168	199	C178	196	C188	199
C139	169	C149	197	C159	199	C169	169	C179	187	C189	199
C140	187	C150	180	C160	174	C170	193	C180	197	C190	199
										C191	199
										C192	199
										C193	188
										C194	187
										C195	187
										C196	187
										C197	187
										C198	187
										C199	171
										C200	199

## CAPACITOR

SYMBOL NO.	INDEX NO.	SYMBOL NO.	INDEX NO.	SYMBOL NO.	INDEX NO.	SYMBOL NO.	INDEX NO.	SYMBOL NO.	INDEX NO.	SYMBOL NO.	INDEX NO.
C201	185	C211	185	C221	205	---	---	C241	205	C251	199
C202	185	C212	185	C222	205	C232	173	---	---	C252	189
C203	187	---	---	C223	200	---	---	---	---	---	---
C204	187	C214	187	---	---	---	---	C244	193	---	---
C205	171	C215	187	---	---	C235	193	C245	205	C255	199
C206	199	C216	187	C226	200	C236	193	---	---	C256	199
C207	185	C217	187	C227	169	C237	195	C247	197	C257	199
C208	185	C218	198	C228	190	C238	195	C248	197	C258	199
C209	171	C219	168	C229	205	---	---	C249	197	C259	185
C210	199	C220	205	C230	169	---	---	C250	197	C260	202
										C261	185
										C262	310
										C263	185
										C264	187
										C265	185
										C266	185
										---	---
										C268	206
										C268	197
										---	---
										C270	169

## CAPACITOR

SYMBOL NO.	INDEX NO.	SYMBOL NO.	INDEX NO.	SYMBOL NO.	INDEX NO.	SYMBOL NO.	INDEX NO.	SYMBOL NO.	INDEX NO.	SYMBOL NO.	INDEX NO.	SYMBOL NO.	INDEX NO.
C271	187	C281	172	C291	172	C301	187	---	---	C321	187	C331	187
C272	187	C282	172	C292	187	C302	169	C312	185	C322	187	C332	187
C273	197	C283	187	C293	172	C303	187	C313	199	C323	187	C333	187
C274	187	C284	197	C294	187	C304	187	C314	187	C324	187	C334	187
C275	187	C285	187	C295	187	C305	169	C315	187	C325	187	C335	187
C276	197	C286	172	C296	197	C306	197	C316	185	---	---	C336	187
C277	187	C287	172	C297	187	C307	195	C317	185	---	---	C337	172
C278	187	C288	187	C298	187	C308	194	C318	199	C328	193	C338	172
C279	197	C289	187	C299	187	C309	179	C319	199	C329	207	C339	172
C280	187	C290	197	C300	197	C310	181	C320	199	C330	187	C340	172

## CAPACITOR

SYMBOL NO.	INDEX NO.	SYMBOL NO.	INDEX NO.	SYMBOL NO.	INDEX NO.	SYMBOL NO.	INDEX NO.	SYMBOL NO.	INDEX NO.	SYMBOL NO.	INDEX NO.	SYMBOL NO.	INDEX NO.
C341	172	C351	172	C361	172	C371	187	---	---	C391	169	C401	199
C342	172	C352	187	C362	187	C372	169	C382	199	C392	187	C402	199
C343	187	C353	172	C363	187	---	---	C383	199	C393	197	C403	199
C344	172	C354	187	C364	187	---	---	C384	197	C394	187	C404	199
C345	172	C355	172	C365	187	C375	197	C385	197	C395	169	C405	171
C346	187	C356	172	C366	187	C376	197	C386	187	C396	193	C406	171
C347	197	C357	172	C367	187	C377	199	C387	169	C397	193	C407	199
C348	187	C358	172	---	---	C378	199	C388	187	C398	187	C408	197
C349	197	C359	172	C369	187	---	---	C389	187	C399	187	C409	197
C350	172	C360	172	C370	187	---	---	C390	187	C400	199	C410	171

## CAPACITOR

SYMBOL NO.	INDEX NO.	SYMBOL NO.	INDEX NO.	SYMBOL NO.	INDEX NO.	SYMBOL NO.	INDEX NO.	SYMBOL NO.	INDEX NO.	SYMBOL NO.	INDEX NO.
C411	199	C421	187	C431	187	C441	187	C451	187	C461	197
C412	199	C422	197	C432	187	C442	187	C452	201	C462	197
C413	171	C423	187	C433	187	C443	187	C453	201	C463	199
C414	199	C424	187	C434	187	C444	187	C454	201	---	---
C415	199	C425	197	C435	187	C445	197	C455	187	C465	197
C416	197	C426	187	C436	197	C446	187	C456	187	C466	187
C417	197	C427	199	C437	197	C447	187	C457	187	C467	197
C418	197	C428	199	C438	187	C448	187	C458	187	C468	187
C419	197	C429	187	C439	187	C449	187	C459	187	C469	187
C420	187	C430	187	C440	197	C450	187	C460	187	C470	187
										C471	187
										C472	187
										C473	187
										C474	187
										C475	187
										C476	187
										C477	187
										C478	187
										C479	187
										C480	199

## CAPACITOR

SYMBOL NO.	INDEX NO.	SYMBOL NO.	INDEX NO.	SYMBOL NO.	INDEX NO.	SYMBOL NO.	INDEX NO.	SYMBOL NO.	INDEX NO.	SYMBOL NO.	INDEX NO.
C481	187	C491	187	---	---	C511	179	C521	187	C531	187
C482	171	C492	199	C502	197	C512	187	C522	187	C532	201
C483	187	C493	187	C503	197	C513	187	C523	197	C533	197
C484	187	C494	199	C504	199	C514	187	C524	197	C534	187
C485	197	C495	187	C505	199	C515	187	C525	201	C535	187
C486	187	C496	197	C506	190	C516	179	C526	187	C536	187
---	---	C497	187	C507	197	C517	187	C527	187	C537	187
C488	187	C498	197	---	---	C518	187	C528	187	C538	187
C489	187	C499	187	C509	187	C519	187	C529	187	C539	187
C490	178	C500	187	C510	201	C520	187	C530	187	C540	201
										C541	201
										C542	184
										C543	187
										C544	187
										C545	187
										C546	187
										C547	187
										C548	184
										---	---
										C550	187

## CAPACITOR

SYMBOL NO.	INDEX NO.	SYMBOL NO.	INDEX NO.	SYMBOL NO.	INDEX NO.	SYMBOL NO.	INDEX NO.	SYMBOL NO.	INDEX NO.	SYMBOL NO.	INDEX NO.	SYMBOL NO.	INDEX NO.
C551	199	C561	187	C571	199	C581	187	C591	187	C601	178	C611	187
C552	187	C562	187	C572	169	C582	191	C592	178	C602	187	C612	199
C553	187	C563	187	C573	178	C583	187	C593	187	C603	187	C613	199
C554	187	C564	187	C574	187	C584	187	C594	187	C604	169	C614	199
C555	187	C565	187	C575	187	C585	197	---	---	---	---	C615	187
C556	187	---	---	C576	178	C586	200	C596	187	C606	187	C616	199
C557	187	C567	187	C577	187	---	---	C597	187	C607	201	C617	199
C558	187	C568	187	C578	187	C588	187	C598	187	C608	199	C618	187
C559	187	C569	187	C579	178	C589	187	C599	187	C609	199	C619	187
C560	187	C570	199	C580	178	C590	187	C600	197	C610	199	C620	201

## CAPACITOR

SYMBOL NO.	INDEX NO.	SYMBOL NO.	INDEX NO.	SYMBOL NO.	INDEX NO.	SYMBOL NO.	INDEX NO.	SYMBOL NO.	INDEX NO.	SYMBOL NO.	INDEX NO.	SYMBOL NO.	INDEX NO.
C621	187	C631	169	C641	199	C651	199	C661	200	C671	170	CN520	102
C622	187	C632	199	C642	197	C652	198	---	---	C672	170	CN521	102
C623	187	C633	185	C643	197	C653	199	C663	187	C673	170	CN522	104
C624	200	---	---	C644	197	C654	198	---	---	C674	204	CN523	104
C625	187	C635	193	C645	197	C655	199	---	---	C675	204	CN524	104
												CN525	105
C626	187	C636	169	C646	197	C656	198	C666	187			CN526	107
---	---	C637	199	C647	197	C657	187	---	---			CN527	103
---	---	C638	185	C648	198	C658	197	---	---			CN528	108
C629	199	C639	199	C649	199	C659	197	---	---			CN530	106
C630	193	C640	198	C650	198	C660	197	---	---			CN532	101

## CONNECTOR

## DIODE

SYMBOL NO.	INDEX NO.
D1	133
D2	133
D3	130
D4	134
D5	134
---	---
D6	134
D7	134
D8	134
D9	132
D10	133

## FIL

SYMBOL NO.	INDEX NO.
D11	133
---	---
D13	135
---	---
D15	135
---	---
---	---
D18	131

## FIL

SYMBOL NO.	INDEX NO.
FIL1	209
---	---
FIL3	209
---	---
FIL5	211

## FU

SYMBOL NO.	INDEX NO.
FU1	109

## IC

SYMBOL NO.	INDEX NO.
---	---
IC2	155
IC3	157
IC4	155
IC5	145
---	---
IC6	142
IC7	143
IC8	138
IC9	143
IC10	141

SYMBOL NO.	INDEX NO.
IC11	139
---	---
IC13	156
IC14	158
IC15	139
---	---
IC17	2
IC18	150
IC19	141
IC20	145

SYMBOL NO.	INDEX NO.
IC21	154
IC22	140
IC23	151
IC24	158
IC25	156
---	---
IC26	152
IC27	145
IC28	145
IC29	1
---	---

## IC

SYMBOL NO.	INDEX NO.
IC31	160
IC32	138
IC33	149
IC34	147
IC35	149
---	---
IC36	146
---	---
---	---
---	---
---	---

SYMBOL NO.	INDEX NO.
IC41	148
IC42	140
IC43	144
IC44	144
IC45	140
---	---
IC46	159
IC47	159
IC48	158

## JP

SYMBOL NO.	INDEX NO.
JP1	219
JP2	219
JP3	219
JP4	219
JP5	257
---	---
JP6	257
JP7	257
JP8	257
JP9	257
JP10	257

SYMBOL NO.	INDEX NO.
---	---
JP12	257
JP13	219
JP14	219
JP15	219
---	---
JP16	219
---	---
JP18	257

## L

SYMBOL NO.	INDEX NO.
L1	210
L2	212
L3	210
L4	213
L5	214
---	---
L6	208

## LED

SYMBOL NO.	INDEX NO.
LED1	137
LED2	137
LED3	137
LED4	137
LED5	137
---	---
LED6	137
LED7	137
LED8	137
LED9	137
LED10	136

## OSC

SYMBOL NO.	INDEX NO.
OSC1	161
OSC2	163
OSC3	162

## Q

SYMBOL NO.	INDEX NO.
Q1	128
Q2	119
Q3	119
Q4	122
Q5	121
Q6	118
Q7	118
Q8	118
Q9	121
Q10	116

SYMBOL NO.	INDEX NO.
Q11	129
---	---
Q13	123
Q14	126
Q15	127
Q16	125
Q17	120
---	---
---	---
Q20	116

SYMBOL NO.	INDEX NO.
Q21	121
Q22	121
Q23	118
Q24	117
Q25	127
Q26	126
Q27	127
Q28	124
Q29	124
Q30	127

SYMBOL NO.	INDEX NO.
Q31	126
---	---
---	---
---	---
---	---
Q35	126
---	---
Q37	118
---	---
Q39	115
---	---
---	---

SYMBOL NO.	INDEX NO.
---	---
---	---
Q44	118
Q45	115
Q46	118
Q47	129

## RESISTOR

SYMBOL NO.	INDEX NO.
---	---
---	---
R3	246
---	---
R5	239
R6	239
R7	267
R8	258
R9	246
R10	246

SYMBOL NO.	INDEX NO.
R11	257
R12	224
---	---
R14	239
R15	224
R16	250
R17	223
R18	224
R19	224
R20	224

## RESISTOR

SYMBOL NO.	INDEX NO.
---	---
---	---
R23	224
R24	246
R25	224
R26	255
R27	246
R28	224
R29	224
R30	255

SYMBOL NO.	INDEX NO.
R31	255
R32	239
R33	224
R34	239
R35	255
R36	224
R37	255
R38	226
R39	226
R40	255

SYMBOL NO.	INDEX NO.
R41	257
R42	224
R43	224
---	---
R45	254
R46	239
R47	224
R48	257
R49	257
R50	257

SYMBOL NO.	INDEX NO.
R51	257
R52	257
R53	257
R54	255
R55	239
R56	239
R57	239
R58	239
R59	255
R60	255

SYMBOL NO.	INDEX NO.
R61	255
R62	255
R63	255
R64	255
---	---
R66	221
---	---
R68	221
R69	239
R70	239

SYMBOL NO.	INDEX NO.
R71	239
R72	239
R73	239
---	---
R75	221
R76	239
---	---
R78	221
R79	224
R80	224

SYMBOL NO.	INDEX NO.
R81	239
R82	224
R83	224
R84	224
R85	224
R86	224
R87	224
---	---
R89	257
---	---



## RESISTOR

SYMBOL NO.	INDEX NO.	SYMBOL NO.	INDEX NO.	SYMBOL NO.	INDEX NO.	SYMBOL NO.	INDEX NO.	SYMBOL NO.	INDEX NO.	SYMBOL NO.	INDEX NO.
R91	224	R101	255	R111	255	R121	224	R131	239	R141	221
R92	246	R102	255	R112	255	R122	224	---	---	R142	224
---	---	R103	223	R113	224	R123	224	---	---	R143	221
---	---	R104	246	R114	249	R124	239	R134	224	R144	257
R95	255	---	---	R115	249	R125	224	---	---	R145	221
R96	255	R106	255	R116	249	R126	239	R136	224	R146	234
R97	255	R107	236	R117	224	R127	260	R137	224	R147	234
R98	255	R108	255	---	---	R128	257	R138	221	R148	234
R99	255	R109	255	R119	224	R129	239	---	---	R149	234
R100	255	R110	255	R120	224	R130	239	R140	224	R150	234
										R150	241
										R151	234
										R152	234
										R153	234
										R154	234
										R155	244
										R156	244
										R157	221
										R158	221
										R159	224
										R160	224

## RESISTOR

SYMBOL NO.	INDEX NO.	SYMBOL NO.	INDEX NO.	SYMBOL NO.	INDEX NO.	SYMBOL NO.	INDEX NO.	SYMBOL NO.	INDEX NO.	SYMBOL NO.	INDEX NO.
R161	224	R171	222	R181	224	---	---	R201	224	R211	257
R162	224	R172	223	R182	224	R192	257	R202	224	R212	224
R163	246	R173	223	R183	224	R193	239	R203	224	R213	224
R164	246	R174	224	R184	223	R194	239	R204	224	R214	224
R165	239	R175	223	R185	224	---	---	R205	234	R215	224
R166	239	R176	223	---	---	---	---	R206	234	R216	221
R167	239	R177	223	R187	224	---	---	R207	234	R217	221
R168	239	R178	220	R188	224	---	---	R208	234	R218	221
R169	239	R179	220	R189	225	---	---	R209	234	R219	257
R170	224	R180	224	---	---	R200	224	R210	257	R220	257
										R221	257
										R222	224
										R223	277
										R224	262
										R225	299
										R226	261
										R227	229
										R228	230
										R229	223
										R230	223

## RESISTOR

SYMBOL NO.	INDEX NO.	SYMBOL NO.	INDEX NO.	SYMBOL NO.	INDEX NO.	SYMBOL NO.	INDEX NO.	SYMBOL NO.	INDEX NO.	SYMBOL NO.	INDEX NO.	SYMBOL NO.	INDEX NO.
R231	290	R241	290	R251	224	---	---	R271	222	R281	237	R291	224
R232	303	R242	284	---	---	---	---	R272	239	R282	237	R292	222
R233	290	R243	297	R253	257	---	---	---	---	R283	237	R293	222
R234	297	---	---	R254	257	---	---	---	---	R284	275	---	---
R235	297	R245	257	R255	225	---	---	R275	275	R285	275	R295	224
R236	297	R246	284	R256	225	---	---	R276	237	---	---	---	---
R237	297	R247	255	R257	225	---	---	R277	237	---	---	---	---
R238	297	R248	284	R258	224	---	---	R278	237	---	---	R298	222
R239	284	R249	224	R259	222	---	---	R279	237	---	---	R299	222
R240	284	R250	273	R260	224	---	---	R280	237	---	---	---	---

## RESISTOR

SYMBOL NO.	INDEX NO.	SYMBOL NO.	INDEX NO.	SYMBOL NO.	INDEX NO.	SYMBOL NO.	INDEX NO.	SYMBOL NO.	INDEX NO.	SYMBOL NO.	INDEX NO.	SYMBOL NO.	INDEX NO.
---	---	R311	224	R321	291	R331	254	R341	230	R351	224	R361	224
---	---	---	---	R322	302	R332	248	R342	242	---	---	R362	224
---	---	R313	254	R323	284	R333	251	R343	242	R353	246	R363	224
R304	218	R314	254	R324	254	R334	299	R344	238	R354	255	R364	224
R305	227	R315	257	R325	254	R335	238	R345	238	R355	257	R365	224
R306	225	R316	257	R326	254	R336	235	R346	299	R356	257	R366	224
R307	231	R317	239	R327	254	R337	247	R347	256	R357	259	R367	234
R308	232	R318	239	R328	254	R338	229	R348	256	R358	270	R368	234
R309	222	---	---	R329	254	R339	235	R349	224	R359	271	R369	234
R310	290	R320	302	R330	254	R340	224	---	---	---	---	R370	234

## RESISTOR

SYMBOL NO.	INDEX NO.	SYMBOL NO.	INDEX NO.	SYMBOL NO.	INDEX NO.	SYMBOL NO.	INDEX NO.	SYMBOL NO.	INDEX NO.	SYMBOL NO.	INDEX NO.	SYMBOL NO.	INDEX NO.
R371	234	R381	224	R391	224	R401	309	R411	223	R421	307	R431	234
R372	234	R382	280	R392	224	R402	268	R412	223	R422	307	R432	221
R373	234	R383	224	R393	224	R403	229	R413	223	R423	248	R433	221
R374	234	R384	224	R394	224	R404	229	R414	272	R424	224	R434	246
R375	234	R385	224	R395	221	R405	263	R415	272	R425	224	---	---
R376	234	R386	224	R396	221	R406	309	R416	291	R426	224	R436	221
R377	224	R387	224	R397	221	R407	268	R417	305	R427	224	R437	221
R378	224	R388	224	R398	279	R408	223	R418	305	R428	224	R438	221
R379	224	R389	224	R399	283	R409	230	R419	240	R429	234	R439	265
R380	224	R390	224	R400	220	R410	230	R420	240	R430	234	R440	287

## RESISTOR

SYMBOL NO.	INDEX NO.	SYMBOL NO.	INDEX NO.	SYMBOL NO.	INDEX NO.	SYMBOL NO.	INDEX NO.	SYMBOL NO.	INDEX NO.	SYMBOL NO.	INDEX NO.	SYMBOL NO.	INDEX NO.
R441	224	R451	234	R461	224	R471	299	R481	284	R491	255	R501	249
R442	224	R452	234	---	---	R472	224	R482	309	---	---	R502	253
---	---	R453	234	R463	227	R473	224	R483	268	R493	255	R503	253
R444	224	R454	246	R464	246	R474	224	R484	257	---	---	R504	253
R445	224	R455	224	R465	246	R475	224	R485	278	R495	255	R505	253
R446	224	R456	275	R466	222	R476	223	R486	306	---	---	R506	239
R447	224	R457	225	R467	222	R477	291	R487	221	R497	255	R507	253
---	---	R458	223	R468	246	R478	284	R488	221	---	---	R508	239
R449	221	R459	221	R469	246	R479	302	R489	221	R499	255	R509	255
R450	234	R460	224	R470	222	R480	302	---	---	---	---	R510	253

## RESISTOR

SYMBOL NO.	INDEX NO.	SYMBOL NO.	INDEX NO.	SYMBOL NO.	INDEX NO.	SYMBOL NO.	INDEX NO.	SYMBOL NO.	INDEX NO.	SYMBOL NO.	INDEX NO.	SYMBOL NO.	INDEX NO.
R511	255	R521	257	R531	255	R541	301	R551	282	R561	224	R571	255
R512	255	R522	286	R532	255	R542	268	R552	257	R562	224	R572	258
R513	255	R523	282	R533	255	R543	300	R553	276	R563	224	R573	264
R514	255	R524	222	R534	255	R544	258	R554	292	R564	224	R574	246
R515	255	R525	285	R535	255	R545	308	R555	282	R565	224	R575	282
R516	249	R526	295	R536	275	R546	294	R556	221	R566	224	R576	255
R517	239	R527	266	R537	224	R547	308	R557	221	R567	223	R577	282
---	---	R528	224	R538	224	R548	258	R558	221	R568	223	---	---
R519	282	R529	255	R539	305	---	---	R559	221	R569	224	R579	246
R520	257	---	---	R540	255	R550	296	R560	221	R570	255	R580	223

## RESISTOR

SYMBOL NO.	INDEX NO.	SYMBOL NO.	INDEX NO.	SYMBOL NO.	INDEX NO.	SYMBOL NO.	INDEX NO.	SYMBOL NO.	INDEX NO.	SYMBOL NO.	INDEX NO.	SYMBOL NO.	INDEX NO.
R581	239	R601	239	---	---	R631	221	R641	259	R651	281	R661	239
R582	224	R602	239	---	---	R632	221	R642	293	R652	288	R662	239
R583	223	R603	239	---	---	R633	221	R643	259	R653	288	---	---
R584	255	R604	258	R624	215	R634	221	R644	259	R654	298	---	---
R585	255	R605	257	R625	217	R635	221	R645	259	R655	304	---	---
---	---	R606	257	R626	218	R636	221	R646	269	R656	304	R666	239
---	---	R607	224	R627	221	---	---	R647	269	R657	216	R667	239
---	---	---	---	R628	221	R638	224	R648	259	R658	239	R668	239
R599	239	R619	233	R629	221	---	---	R649	289	R659	239	R669	239
R600	224	R620	233	R630	221	R640	224	R650	274	R660	239	R670	239

## RESISTOR

SYMBOL NO.	INDEX NO.	SYMBOL NO.	INDEX NO.	SYMBOL NO.	INDEX NO.	SYMBOL NO.	INDEX NO.	SYMBOL NO.	INDEX NO.	SYMBOL NO.	INDEX NO.
R671	239	R681	239	R691	255	R701	239	R711	224	---	---
R672	239	R682	239	R692	239	R702	239	R712	224	R722	257
R673	239	R683	257	R693	243	R703	239	---	---	---	---
R674	239	---	---	R694	252	R704	224	---	---	R724	257
R675	239	R685	239	R695	255	R705	239	---	---	R725	221
R676	239	R686	239	R696	224	R705	224	R716	224	R726	221
R677	239	R687	239	R697	224	---	---	---	---	R727	221
R678	239	R688	239	R698	239	---	---	R718	257	R728	221
R679	239	R689	239	R699	239	R709	221	---	---	R729	221
R680	239	R690	255	R700	239	R710	224	---	---	---	---

## RESISTOR

SYMBOL NO.	INDEX NO.	SYMBOL NO.	INDEX NO.	SYMBOL NO.	INDEX NO.	SYMBOL NO.	INDEX NO.	SYMBOL NO.	INDEX NO.	SYMBOL NO.	INDEX NO.
R741	224	R751	255	R761	257	R771	225	---	---	R791	221
R742	224	---	---	---	---	---	---	---	---	R792	221
R743	257	---	---	---	---	---	---	---	---	R793	221
R744	235	---	---	---	---	R774	221	---	---	R794	221
R745	235	R755	255	R765	220	R775	221	R785	239	R795	224
R746	245	R756	255	R766	220	---	---	---	---	R796	224
R747	257	R757	255	R767	220	---	---	---	---	---	---
R748	235	---	---	R768	225	---	---	R788	239	---	---
R749	235	R759	224	---	---	R779	228	R789	234	---	---
R750	245	R760	224	---	---	---	---	R790	234	---	---

## RESISTOR

SYMBOL NO.	INDEX NO.
R811	224
R812	223
R813	223

## REG

SYMBOL NO.	INDEX NO.
REG1	153

## RN

SYMBOL NO.	INDEX NO.
RN1	165
RN2	165
RN3	165
RN4	165
RN5	165
RN6	165
RN7	165
RN8	165
RN9	165
RN10	167

SYMBOL NO.	INDEX NO.
RN11	167
RN12	167
RN13	165
RN14	165
RN15	165
RN16	167
RN17	166
RN18	166
RN19	166
RN20	166

SYMBOL NO.	INDEX NO.
RN21	166
RN22	166
RN23	166
RN24	166
RN25	166
---	---
---	---
RN28	167
RN29	167
RN30	167

SYMBOL NO.	INDEX NO.
RN31	167
RN32	164
RN33	164

## SW

SYMBOL NO.	INDEX NO.
SW1	113
SW2	111
SW3	112
SW4	110
SW5	110

**71.Control Board (D052/D053/D054)**

CÓPIA NÃO CONTROLADA

Index No.	Part No.	Description	Q'ty Per Assembly
*	B247 5112	PCB Control Board	1
1	B238 5720	ASIC:Shaker5.5	1
2	B247 5115	Flash Memory:BIOS:MT-C3:AX2	1

Index No.	Part No.	Description	Q'ty Per Assembly
101	1102 7615	Connector - B8B-XH-A	
102	1102 8832	Connector - DM-3D4-B3210	
103	1102 9079	Connector - RHM-88PL-SDK11-1	
104	1102 9336	Connector:FPS009-2300-0	
105	1102 9337	Connector:14016PS-JUK-G-B-1	
106	1102 9456	Connector - 20 5078 050 510 861	
107	1102 9686	Connector - RHM-176P-SDK11-U1L1C	
108	1102 9887	Connector:52588-3090	
109	1107 1095	Fuse - SST 2	
110	1204 1385	Push Switch	
111	1204 1422	Dip Switch - 51D-0401	
112	1204 1542	Dip Switch	
113	1204 1543	Dip Switch	
114	1206 0114	Primary Lithium Cell:CR2354/1F2	
115	1400 0715	Transistor - 2SB1197KR	
116	1400 0730	Transistor - 2SD1782K	
117	1400 0769	Transistor - 2SA1576A	
118	1400 0775	Transistor - 2SC4081	
119	1400 0810	Transistor - DTC114EUA	
120	1400 0981	Transistor - 2SC3052	
121	1401 0902	Fet:2SK1590	
122	1401 1181	Fet - 2SK2157-AZ	
123	1401 1192	Fet - 2SK1764	
124	1401 1209	IC - HAT2093R	
125	1401 1228	Fet:SI3433DV-E3	
126	1401 1317	Fet - HAT2197R	
127	1401 1318	Fet - HAT2198R	
128	1401 1319	Fet - TPC8105-H	
129	1401 1320	Fet - TPC8107	
130	1402 1336	Diode - 1SS355	
131	1402 1343	Diode - RB106L-40	
132	1402 1398	Diode - RB050L-40	
133	1402 1530	Diode - RB520S-30	
134	1402 1698	Diode - RB	
135	1402 1709	Diode:EC21QS06G	

CÓPIA NÃO CONTROLADA

## CÓPIA NÃO CONTROLADA

Index No.	Part No.	Description	Q'ty Per Assembly
136	1403 0953	LED - SML-310MT	
137	1403 0996	LED - SML-310VT	
138	1407 5439	CMOS Logic:SN74AHC2G66HDCT	
139	1407 5482	IC - SN74LVC07APW	
140	1407 5640	CMOS Logic:SN74AHC1G14HDCK	
141	1407 5684	CMOS Logic - SN74AHC1G08HDCK	
142	1407 5790	CMOS Logic - SN74AHC2G08HDCU	
143	1407 5803	IC:SN74LV132APW	
144	1407 5927	CMOS Logic - SN74LVC1G14DCK	
145	1407 6101	IC - SN74LVC2G17DCK	
146	1407 6126	Clock Generator - ICS950812CG	
147	1407 6127	Clock Generator:ICS960008AFLF	
148	1407 6245	CMOS Logic - SN74CBTLV3253PW	
149	1407 6248	Eeprom - M24256-BWMN6	
150	1407 6278	ICH3 - NH82801CAM(SL7A7)	
151	1407 6279	Gmch - NH82830MP(SL7A6)	
152	1407 6526	CPU - NK80530MZ866256(SL7XH)	
153	1408 1664	Series Regulator:LM1117MP-ADJ/NOPB	
154	1408 1778	IC:R3112Q101A	
155	1408 1779	IC - R3112Q281A	
156	1408 1815	IC - R3112Q151A	
157	1408 1825	IC - R3112Q121A	
158	1408 1826	IC - R3112Q421A	
159	1408 1956	IC:LTC3728LXCUH#TRPBF	
160	1408 2057	IC - LTC3714EG#TRPBF	
161	1503 0773	Crystal Oscillator:32.768KHZ:7PF	
162	1503 0842	Oscillator - 14.31818MHz	
163	1503 0947	Crystal Oscillator:25MHz	
164	1601 7898	Resistor Array	
165	1601 7909	Resistor Array - 10 $\Omega$ $\pm$ 5% 1/32W	
166	1601 7913	Resistor 22 $\Omega$ $\pm$ 5% 1/32W	
167	1601 7943	Resistor Array - 68 $\Omega$ $\pm$ 5% 1/32W	
168	1604 5357	Resistor - 560 $\mu$ F $\pm$ 20% 4V	
169	1605 0976	Capacitor - 1 $\mu$ F+80% -20% 10V	
170	1605 1034	Ceramic Capacitor:1000pF: $\pm$ 10%:50V	

Index No.	Part No.	Description	Q'ty Per Assembly
171	1605 1124	Capacitor - 4.7 $\mu$ F+80 -20% 10V	
172	1605 1176	Ceramic Capacitor 0.47 $\mu$ F+80-20%16V	
173	1605 1194	Capacitor:3pF: $\pm$ 0.25pF:50V	
174	1605 1195	Capacitor:4pF: $\pm$ 0.25pF:50V	
175	1605 1196	Capacitor - 5pF: $\pm$ 0.25pF:50V	
176	1605 1197	Capacitor - 6pF $\pm$ 0.5pF 50V	
177	1605 1205	Capacitor - 33pF $\pm$ 5% 50V	
178	1605 1206	Capacitor - 47pF $\pm$ 5% 50V	
179	1605 1207	Capacitor - 68pF $\pm$ 5% 50V	
180	1605 1208	Capacitor:100pF: $\pm$ 5%:50V	
181	1605 1209	Capacitor - 150pF $\pm$ 5% 50V	
182	1605 1210	Capacitor:180pF: $\pm$ 5%:50V	
183	1605 1211	Capacitor - 220pF $\pm$ 10% 50V	
184	1605 1212	Capacitor - 470pF $\pm$ 10% 50V	
185	1605 1214	Capacitor - 1000pF $\pm$ 10% 50V	
186	1605 1216	Capacitor - 2200pF $\pm$ 10%50V	
187	1605 1221	Capacitor - 0.1 $\mu$ F+80-20%16V	
188	1605 1225	Capacitor - 0.1 $\mu$ F $\pm$ 10% 50V	
189	1605 1234	Capcitor:4700pF: $\pm$ 10%:50V	
190	1605 1240	Capacitor - 0.01 $\mu$ F $\pm$ 10% 25V	
191	1605 1249	Capacitor:0.047 $\mu$ F: $\pm$ 10%:16V	
192	1605 1281	Capacitor - 0.22 $\mu$ F $\pm$ 10% 16V	
193	1605 1282	Capacitor:22 $\mu$ F:+80-20%:10V	
194	1605 1283	Capacitor - 680pF $\pm$ 10% 50V	
195	1605 1284	Capacitor:1500pF: $\pm$ 10%:50V	
196	1605 1289	Capacitor - 0.1 $\mu$ F $\pm$ 10% 10V	
197	1605 1295	Capacitor:10 $\mu$ F:+80-20%:10V	
198	1605 1296	Capacitor - 330pF $\pm$ 10% 50V	
199	1605 1303	Capacitor - 0.01 $\mu$ F+80-20% 50V	
200	1605 1306	Capacitor - 1 $\mu$ F $\pm$ 10% 10V	
201	1605 1352	Resistor - 82pF $\pm$ 5% 50V	
202	1605 1354	Capacitor:1200pF: $\pm$ 5%:50V	
203	1605 1416	Capacitor - 1800pF: $\pm$ 5%:50V	
204	1605 1417	Capacitor:47 $\mu$ F:+80-20%:10V	
205	1605 1432	Resistor - 100 $\mu$ F $\pm$ 20% 6.3V	

CÓPIA NÃO CONTROLADA



## CÓPIA NÃO CONTROLADA

Index No.	Part No.	Description	Q'ty Per Assembly
206	1605 1450	Resistor - 22 $\mu$ F $\pm$ 10% 6.3V	
207	1605 1464	Resistor - 10 $\mu$ F $\pm$ 20% 25V	
208	1607 1322	Inductor:LB2012B4R7M	
209	1607 1489	Filter - MMZ1608B301C	
210	1607 1556	Inductor:RLF7030-1R5N6R1	
211	1607 1637	Coil:ACM2012-900-2P	
212	1607 1650	Inductor:RLF7030-6R8M2R8	
213	1607 1651	Inductor - HM73-101R0LF	
214	1607 1657	Inductor - HM73-10R68LF	
215	1610 1733	Resistor - 0.01 $\Omega$ $\pm$ 1% 1W	
216	1610 1775	Resistor - 0.03 $\Omega$ $\pm$ 1% 1W	
217	1610 1804	Resistor:0.006 $\Omega$ : $\pm$ 1%:1W	
218	1610 1805	Resistor - 0.003 $\Omega$ $\pm$ 2% 1W	
219	1632 0000	Resistor - 0 $\Omega$ 1/8W	
220	1633 0000	Resistor - 0 $\Omega$ 1/10W	
221	1650 5100	Chip Resistor - 10 $\Omega$ $\pm$ 5%1/16W	
222	1650 5101	Chip Resistor - 100 $\Omega$ $\pm$ 5%1/16W	
223	1650 5102	Chip Resistor - 1K $\Omega$ $\pm$ 5%1/16W	
224	1650 5103	Chip Resistor - 10K $\Omega$ $\pm$ 5%1/16W	
225	1650 5104	Chip Resistor - 100K $\Omega$ $\pm$ 5%1/16W	
226	1650 5106	Resistor - 10M $\Omega$ $\pm$ 5% 1/16W	
227	1650 5109	Chip Resistor 1 $\Omega$ $\pm$ 5% 1/16W	
228	1650 5122	Chip Resistor - 1.2K $\Omega$ $\pm$ 5%1/16W	
229	1650 5151	Resistor - 150 $\Omega$ $\pm$ 5% 1/16W	
230	1650 5152	Chip Resistor:1.5K $\Omega$ : $\pm$ 5%:1/16W	
231	1650 5153	Chip Resistor - 15K $\Omega$ $\pm$ 5% 1/16W	
232	1650 5202	Chip Resistor:2K $\Omega$ : $\pm$ 5%:1/16W	
233	1650 5204	Chip Resistor - 200K $\Omega$ $\pm$ 5%1/16W	
234	1650 5220	Resistor - 22 $\Omega$ $\pm$ 5% 1/16W	
235	1650 5221	Chip Resistor - 220 $\Omega$ $\pm$ 5%1/16W	
236	1650 5222	Resistor - 2.2K $\Omega$ $\pm$ 5% 1/16W	
237	1650 5229	Resistor:2.2 $\Omega$ : $\pm$ 5%:1/16W:1005	
238	1650 5241	Resistor - 240 $\Omega$ $\pm$ 5% 1/16W	
239	1650 5330	Chip Resistor - 33 $\Omega$ $\pm$ 5%1/16W	
240	1650 5331	Resistor - 330 $\Omega$ $\pm$ 5% 1/16W	

Index No.	Part No.	Description	Q'ty Per Assembly
241	1650 5332	Resistor - 3.3K $\Omega$ $\pm$ 5% 1/16W	
242	1650 5390	Resistor - 39 $\Omega$ $\pm$ 5% 1/16W	
243	1650 5393	Resistor - 39K $\Omega$ $\pm$ 5% 1/16W	
244	1650 5470	Chip Resistor 47 $\Omega$ $\pm$ 5% 1/16W	
245	1650 5471	Chip Resistor - 470 $\Omega$ -5% 1/16W	
246	1650 5472	Chip Resistor:4.7K $\Omega$ : $\pm$ 5%:1/16W	
247	1650 5511	Resistor - 510 $\Omega$ $\pm$ 5% 1/16W	
248	1650 5513	Chip Resistor:51K $\Omega$ : $\pm$ 5%:1/16W	
249	1650 5560	Chip Resistor 56 $\Omega$ $\pm$ 5% 1/16W	
250	1650 5562	Chip Resistor:5.6K $\Omega$ : $\pm$ 5%:1/16W	
251	1650 5569	Resistor - 5.6 $\Omega$ $\pm$ 5% 1/16W	
252	1650 5623	Resistor - 62K $\Omega$ $\pm$ 5% 1/16W	
253	1650 5680	Resistor - 68 $\Omega$ $\pm$ 5% 1/16W	
254	1650 5681	Chip Resistor:680 $\Omega$ : $\pm$ 5%:1/16W	
255	1650 5822	Chip Resistor:8.2K $\Omega$ : $\pm$ 5%:1/16W	
256	1650 5823	Chip Resistor:82K $\Omega$ : $\pm$ 5%:1/16W	
257	1655 0000	Chip Resistor - 0 $\Omega$ $\pm$ 0%1/16W	
258	1655 1001	Chip Resistor - 1K $\Omega$ $\pm$ 1% 1/16W	
259	1655 1002	Chip Resistor - 10K $\Omega$ $\pm$ 1%1/16W	
260	1655 1009	Resistor - 10 $\Omega$ $\pm$ 1% 1/16W	
261	1655 1100	Resistor - 110 $\Omega$ $\pm$ 1% 1/16W	
262	1655 1370	Resistor - 137 $\Omega$ $\pm$ 1% 1/16W	
263	1655 1409	Resistor - 14 $\Omega$ $\pm$ 1% 1/16W	
264	1655 1502	Resistor - 15K $\Omega$ $\pm$ 1% 1/16W	
265	1655 1800	Chip Resistor:180 $\Omega$ : $\pm$ 1%:1/16W	
266	1655 1829	Resistor - 18.2 $\Omega$ $\pm$ 1% 1/16W	
267	1655 2000	Resistor - 200 $\Omega$ $\pm$ 1% 1/16W	
268	1655 2001	Resistor - 2K $\Omega$ $\pm$ 1% 1/16W	
269	1655 2002	Chip Resistor - 20K $\Omega$ $\pm$ 1%1/16W	
270	1655 2003	Chip Resistor - 200K $\Omega$ $\pm$ 1%1/16W	
271	1655 2052	Resistor - 20.5K $\Omega$ $\pm$ 1% 1/16W	
272	1655 2209	Resistor - 22 $\Omega$ $\pm$ 1% 1/16W	
273	1655 2210	Resistor - 221 $\Omega$ $\pm$ 1% 1/16W	
274	1655 2402	Resistor - 24K $\Omega$ $\pm$ 1% 1/16W	
275	1655 2433	Resistor - 243K $\Omega$ $\pm$ 1% 1/16W	

CÓPIA NÃO CONTROLADA

CÓPIA NÃO CONTROLADA



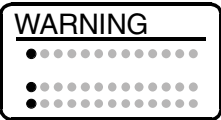
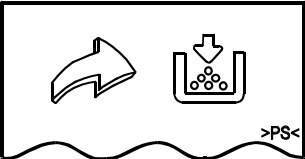



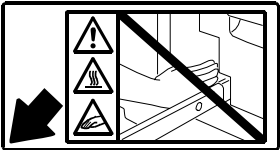





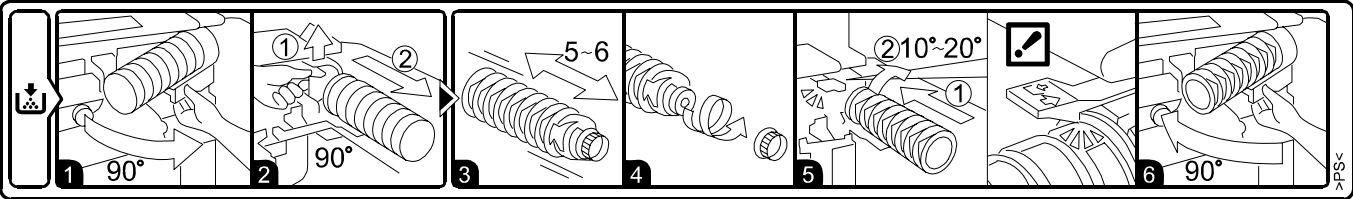
CÓPIA NÃO CONTROLADA

## CÓPIA NÃO CONTROLADA

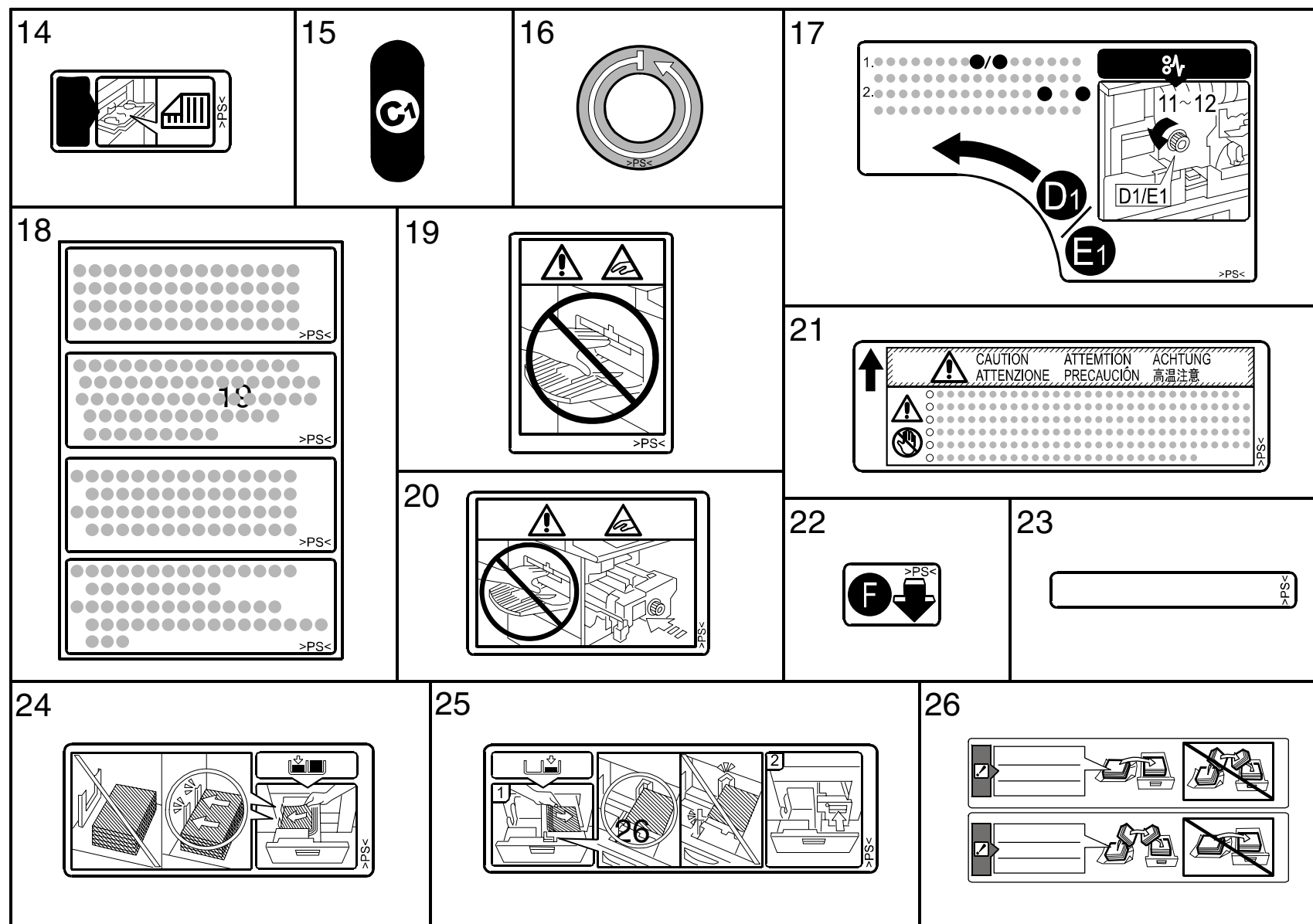
Index No.	Part No.	Description	Q'ty Per Assembly
276	1655 2490	Resistor - 249 $\Omega$ $\pm$ 1% 1/16W	
277	1655 2679	Resistor - 26.7 $\Omega$ $\pm$ 1% 1/16W	
278	1655 2749	Resistor - 27.4 $\Omega$ $\pm$ 1% 1/16W	
279	1655 2803	Resistor - 280K $\Omega$ $\pm$ 1% 1/16W	
280	1655 3000	Chip Resistor:300 $\Omega$ : $\pm$ 1%:1/16W	
281	1655 3002	Chip Resistor - 30K $\Omega$ $\pm$ 1%1/16W	
282	1655 3010	Resistor - 301 $\Omega$ $\pm$ 1% 1/16W	
283	1655 3303	Resistor - 330K $\Omega$ $\pm$ 1% 1/16W	
284	1655 3329	Resistor - 33.2 $\Omega$ $\pm$ 1% 1/16W	
285	1655 3480	Resistor - 348 $\Omega$ $\pm$ 1% 1/16W	
286	1655 3659	Resistor - 36.5 $\Omega$ $\pm$ 1% 1/16W	
287	1655 3900	Resistor:390 $\Omega$ : $\pm$ 1%:1/16W	
288	1655 4321	Resistor:4.32K $\Omega$ : $\pm$ 1%:1/16W	
289	1655 4701	Chip Resistor - 4.7K $\Omega$ $\pm$ 1%1/16W	
290	1655 4709	Resistor - 47 $\Omega$ $\pm$ 1% 1/16W	
291	1655 4750	Resistor - 475 $\Omega$ $\pm$ 1% 1/16W	
292	1655 4999	Resistor - 49.9 $\Omega$ $\pm$ 1% 1/16W	
293	1655 5101	Resistor - 5.1K $\Omega$ $\pm$ 1% 1/16W	
294	1655 5109	Resistor - 51 $\Omega$ $\pm$ 1% 1/16W	
295	1655 5119	Resistor - 51.1 $\Omega$ $\pm$ 1% 1/16W	
296	1655 5499	Resistor - 54.9 $\Omega$ $\pm$ 1% 1/16W	
297	1655 5609	Resistor - 56 $\Omega$ $\pm$ 1% 1/16W	
298	1655 5621	Resistor - 5.62K $\Omega$ $\pm$ 1% 1/16W	
299	1655 5629	Resistor - 56.2 $\Omega$ $\pm$ 1% 1/16W	
300	1655 5760	Resistor - 576 $\Omega$ $\pm$ 1% 1/16W	
301	1655 6049	Resistor - 60.4 $\Omega$ $\pm$ 1% 1/16W	
302	1655 6199	Resistor - 61.9 $\Omega$ $\pm$ 1% 1/16W	
303	1655 6209	Resistor - 62 $\Omega$ $\pm$ 1% 1/16W	
304	1655 6342	Resistor:63.4K $\Omega$ : $\pm$ 1%:1/16W	
305	1655 6809	Chip Resistor - 68 $\Omega$ $\pm$ 1%1/16W	
306	1655 8062	Resistor - 80.6K $\Omega$ $\pm$ 1% 1/16W	
307	1655 8063	Resistor - 806K $\Omega$ $\pm$ 1% 1/16W	
308	1655 8209	Resistor - 82 $\Omega$ $\pm$ 1% 1/16W	
309	1655 9100	Resistor - 910 $\Omega$ $\pm$ 1% 1/16W	

Index No.	Part No.	Description	Q'ty Per Assembly
310	1660 2121	Capacitor - 120pF $\pm$ 5% 50V	

CÓPIA NÃO CONTROLADA

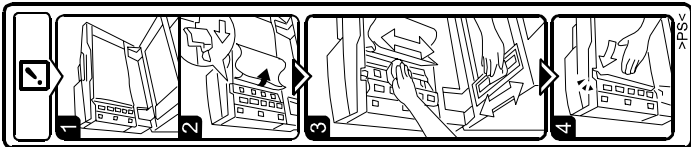
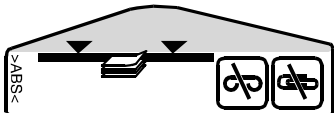
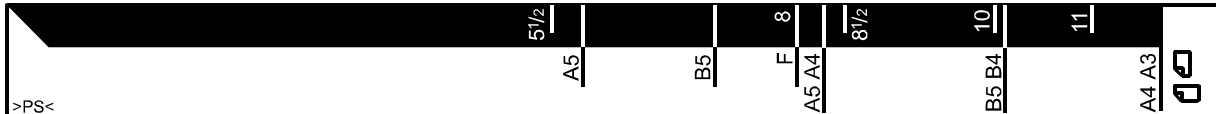

1	2	4	6
			
	3	5	7
			
8	9	10	11
			
12	13		
 			

## 72.Decal and Documents (D052/D053/D054)CÓPIA NÃO CONTROLADA



CÓPIA NÃO CONTROLADA

27	29	31
<div><div><div><div><div></div><div></div></div><div></div></div><div><div>Caution:When Turning Off the Main Power</div><div>Do not turn off the Main Power switch while the Operation switch indicator on the control panel is lit or blinking.</div><div>Before turning off the Main Power switch, always be sure to close the platen cover/ document feeder and turn off the Operation switch.</div><div>The Operation switch indicator should then turn off, indicating that it is safe to turn off the Main Power switch.</div><div>&gt;PS&lt;</div></div></div></div>	<div><div><div><div>1</div><div>2</div><div>3</div><div>4</div></div><div><div></div><div></div><div></div><div></div></div><div><div></div><div></div><div></div><div></div></div><div><div></div><div></div><div></div><div></div></div><div><div></div><div></div><div></div><div></div></div><div><div></div><div></div><div></div><div></div></div><div><div></div><div></div><div></div><div></div></div><div><div></div><div></div><div></div><div></div></div><div><div></div><div></div><div></div><div></div></div><div><div></div><div></div><div></div><div></div></div><div><div></div><div></div><div></div><div></div></div><div><div></div><div></div><div></div><div></div></div><div><div></div><div></div><div></div><div></div></div><div><div></div><div></div><div></div><div></div></div><div><div></div><div></div><div></div><div></div></div><div><div></div><div></div><div></div><div></div></div><div><div></div><div></div><div></div><div></div></div><div><div></div><div></div><div></div><div></div></div><div><div></div><div></div><div></div><div></div></div><div><div></div><div></div><div></div><div></div></div><div><div></div><div></div><div></div><div></div></div><div><div></div><div></div><div></div><div></div></div><div><div></div><div></div><div></div><div></div></div><div><div></div><div></div><div></div><div></div></div><div><div></div><div></div><div></div><div></div></div><div><div></div><div></div><div></div><div></div></div><div><div></div><div></div><div></div><div></div></div><div><div></div><div></div><div></div><div></div></div><div><div></div><div></div><div></div><div></div></div><div><div></div><div></div><div></div><div></div></div><div><div></div><div></div><div></div><div></div></div><div><div></div><div></div><div></div><div></div></div><div><div></div><div></div><div></div><div></div></div><div><div></div><div></div><div></div><div></div></div><div><div></div><div></div><div></div><div></div></div><div><div></div><div></div><div></div><div></div></div><div><div></div><div></div><div></div><div></div></div><div><div></div><div></div><div></div><div></div></div><div><div></div><div></div><div></div><div></div></div><div><div></div><div></div><div></div><div></div></div><div><div></div><div></div><div></div><div></div></div><div><div></div><div></div><div></div><div></div></div><div><div></div><div></div><div></div><div></div></div><div><div></div><div></div><div></div><div></div></div><div><div></div><div></div><div></div><div></div></div><div><div></div><div></div><div></div><div></div></div><div><div></div><div></div><div></div><div></div></div><div><div></div><div></div><div></div><div></div></div><div><div></div><div></div><div></div><div></div></div><div><div></div><div></div><div></div><div></div></div><div><div></div><div></div><div></div><div></div></div><div><div></div><div></div><div></div><div></div></div><div><div></div><div></div><div></div><div></div></div><div><div></div><div></div><div></div><div></div></div><div><div></div><div></div><div></div><div></div></div><div><div></div><div></div><div></div><div></div></div><div><div></div><div></div><div></div><div></div></div><div><div></div><div></div><div></div><div></div></div><div><div></div><div></div><div></div><div></div></div><div><div></div><div></div><div></div><div></div></div><div><div></div><div></div><div></div><div></div></div><div><div></div><div></div><div></div><div></div></div><div><div></div><div></div><div></div><div></div></div><div><div></div><div></div><div></div><div></div></div><div><div></div><div></div><div></div><div></div></div><div><div></div><div></div><div></div><div></div></div><div><div></div><div></div><div></div><div></div></div><div><div></div><div></div><div></div><div></div></div><div><div></div><div></div><div></div><div></div></div><div><div></div><div></div><div></div><div></div></div><div><div></div><div></div><div></div><div></div></div><div><div></div><div></div><div></div><div></div></div><div><div></div><div></div><div></div><div></div></div><div><div></div><div></div><div></div><div></div></div><div><div></div><div></div><div></div><div></div></div><div><div></div><div></div><div></div><div></div></div><div><div></div><div></div><div></div><div></div></div><div><div></div><div></div><div></div><div></div></div><div><div></div><div></div><div></div><div></div></div><div><div></div><div></div><div></div><div></div></div><div><div></div><div></div><div></div><div></div></div><div><div></div><div></div><div></div><div></div></div><div><div></div><div></div><div></div><div></div></div><div><div></div><div></div><div></div><div></div></div><div><div></div><div></div><div></div><div></div></div><div><div></div><div></div><div></div><div></div></div><div><div></div><div></div><div></div><div></div></div><div><div></div><div></div><div></div><div></div></div><div><div></div><div></div><div></div><div></div></div><div><div></div><div></div><div></div><div></div></div><div><div></div><div></div><div></div><div></div></div><div><div></div><div></div><div></div><div></div></div><div><div></div><div></div><div></div><div></div></div><div><div></div><div></div><div></div><div></div></div><div><div></div><div></div><div></div><div></div></div><div><div></div><div></div><div></div><div></div></div><div><div></div><div></div><div></div><div></div></div><div><div></div><div></div><div></div><div></div></div><div><div></div><div></div><div></div><div></div></div><div><div></div><div></div><div></div><div></div></div><div><div></div><div></div><div></div><div></div></div><div><div></div><div></div><div></div><div></div></div><div><div></div><div></div><div></div><div></div></div><div><div></div><div></div><div></div><div></div></div><div><div></div><div></div><div></div><div></div></div><div><div></div><div></div><div></div><div></div></div><div><div></div><div></div><div></div><div></div></div><div><div></div><div></div><div></div><div></div></div><div><div></div><div></div><div></div><div></div></div><div><div></div><div></div><div></div><div></div></div><div><div></div><div></div><div></div><div></div></div><div><div></div><div></div><div></div><div></div></div><div><div></div><div></div><div></div><div></div></div><div><div></div><div></div><div></div><div></div></div><div><div></div><div></div><div></div><div></div></div><div><div></div><div></div><div></div><div></div></div><div><div></div><div></div><div></div><div></div></div><div><div></div><div></div><div></div><div></div></div><div><div></div><div></div><div></div><div></div></div><div><div></div><div></div><div></div><div></div></div><div><div></div><div></div><div></div><div></div></div><div><div></div><div></div><div></div><div></div></div><div><div></div><div></div><div></div><div></div></div><div><div></div><div></div><div></div><div></div></div><div><div></div><div></div><div></div><div></div></div><div><div></div><div></div><div></div><div></div></div><div><div></div><div></div><div></div><div></div></div><div><div></div><div></div><div></div><div></div></div><div><div></div><div></div><div></div><div></div></div><div><div></div><div></div><div></div><div></div></div><div><div></div><div></div><div></div><div></div></div><div><div></div><div></div><div></div><div></div></div><div><div></div><div></div><div></div><div></div></div><div><div></div><div></div><div></div><div></div></div><div><div></div><div></div><div></div><div></div></div><div><div></div><div></div><div></div><div></div></div><div><div></div><div></div><div></div><div></div></div><div><div></div><div></div><div></div><div></div></div><div><div></div><div></div><div></div><div></div></div><div><div></div><div></div><div></div><div></div></div><div><div></div><div></div><div></div><div></div></div><div><div></div><div></div><div></div><div></div></div><div><div></div><div></div><div></div><div></div></div><div><div></div><div></div><div></div><div></div></div><div><div></div><div></div><div></div><div></div></div><div><div></div><div></div><div></div><div></div></div><div><div></div><div></div><div></div><div></div></div><div><div></div><div></div><div></div><div></div></div><div><div></div><div></div><div></div><div></div></div><div><div></div><div></div><div></div><div></div></div><div><div></div><div></div><div></div><div></div></div><div><div></div><div></div><div></div><div></div></div><div><div></div><div></div><div></div><div></div></div><div><div></div><div></div><div></div><div></div></div><div><div></div><div></div><div></div><div></div></div><div><div></div><div></div><div></div><div></div></div><div><div></div><div></div><div></div><div></div></div><div><div></div><div></div><div></div><div></div></div><div><div></div><div></div><div></div><div></div></div><div><div></div><div></div><div></div><div></div></div><div><div></div><div></div><div></div><div></div></div><div><div></div><div></div><div></div><div></div></div><div><div></div><div></div><div></div><div></div></div><div><div></div><div></div><div></div><div></div></div><div><div></div><div></div><div></div><div></div></div><div><div></div><div></div><div></div><div></div></div><div><div></div><div></div><div></div><div></div></div><div><div></div><div></div><div></div><div></div></div><div><div></div><div></div><div></div><div></div></div><div><div></div><div></div><div></div><div></div></div><div><div></div><div></div><div></div><div></div></div><div><div></div><div></div><div></div><div></div></div><div><div></div><div></div><div></div><div></div></div><div><div></div><div></div><div></div><div></div></div><div><div></div><div></div><div></div><div></div></div><div><div></div><div></div><div></div><div></div></div><div><div></div><div></div><div></div><div></div></div><div><div></div><div></div><div></div><div></div></div><div><div></div><div></div><div></div><div></div></div><div><div></div><div></div><div></div><div></div></div><div><div></div><div></div><div></div><div></div></div><div><div></div><div></div><div></div><div></div></div><div><div></div><div></div><div></div><div></div></div><div><div></div><div></div><div></div><div></div></div><div><div></div><div></div><div></div><div></div></div><div><div></div><div></div><div></div><div></div></div><div><div></div><div></div><div></div><div></div></div><div><div></div><div></div><div></div><div></div></div><div><div></div><div></div><div></div><div></div></div><div><div></div><div></div><div></div><div></div></div><div><div></div><div></div><div></div><div></div></div><div><div></div><div></div><div></div><div></div></div><div><div></div><div></div><div></div><div></div></div><div><div></div><div></div><div></div><div></div></div><div><div></div><div></div><div></div><div></div></div><div><div></div><div></div><div></div><div></div></div><div><div></div><div></div><div></div><div></div></div><div><div></div><div></div><div></div><div></div></div><div><div></div><div></div><div></div><div></div></div><div><div></div><div></div><div></div><div></div></div><div><div></div><div></div><div></div><div></div></div><div><div></div><div></div><div></div><div></div></div><div><div></div><div></div><div></div><div></div></div><div><div></div><div></div><div></div><div></div></div><div><div></div><div></div><div></div><div></div></div><div><div></div><div></div><div></div><div></div></div><div><div></div><div></div><div></div><div></div></div><div><div></div><div></div><div></div><div></div></div><div><div></div><div></div><div></div><div></div></div><div><div></div><div></div><div></div><div></div></div><div><div></div><div></div><div></div><div></div></div><div><div></div><div></div><div></div><div></div></div><div><div></div><div></div><div></div><div></div></div><div><div></div><div></div><div></div><div></div></div><div><div></div><div></div><div></div><div></div></div><div><div></div><div></div><div></div><div></div></div><div><div></div><div></div><div></div><div></div></div><div><div></div><div></div><div></div><div></div></div><div><div></div><div></div><div></div><div></div></div><div><div></div><div></div><div></div><div></div></div><div><div></div><div></div><div></div><div></div></div><div><div></div><div></div><div></div><div></div></div><div><div></div><div></div><div></div><div></div></div><div><div></div><div></div><div></div><div></div></div><div><div></div><div></div><div></div><div></div></div><div><div></div><div></div><div></div><div></div></div><div><div></div><div></div><div></div><div></div></div><div><div></div><div></div><div></div><div></div></div><div><div></div><div></div><div></div><div></div></div><div><div></div><div></div><div></div><div></div></div><div><div></div><div></div><div></div><div></div></div><div><div></div><div></div><div></div><div></div></div><div><div></div><div></div><div></div><div></div></div><div><div></div><div></div><div></div><div></div></div><div><div></div><div></div><div></div><div></div></div><div><div></div><div></div><div></div><div></div></div><div><div></div><div></div><div></div><div></div></div><div>&lt;</div></div></div>	

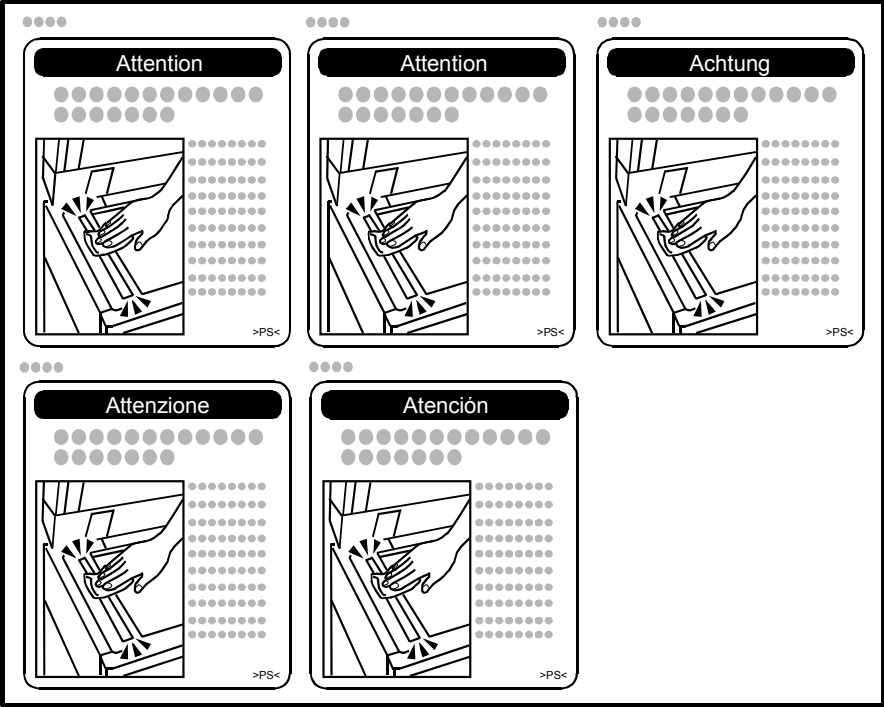
37	38	39
		
40		
41		
<div data-bbox="1693 681 1870 1007"><div>Face up</div><div>Face imprimée dessus</div><div>Mit der Schriftseite nach oben</div><div>Faccia in su</div><div>Boca arriba</div></div>		

CÓPIA NÃO CONTROLADA

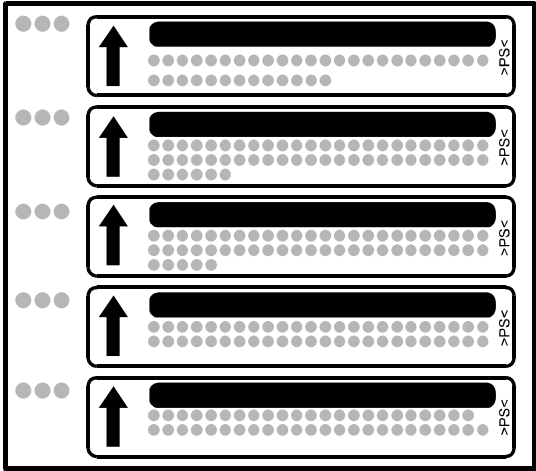
CÓPIA NÃO CONTROLADA



42



43



44



## 72.Decal and Documents (D052/D053/D054)CÓPIA NÃO CONTROLADA



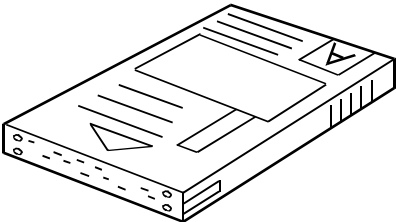
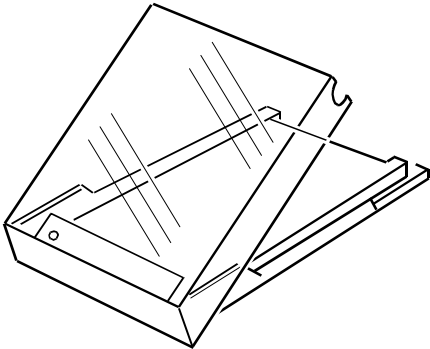
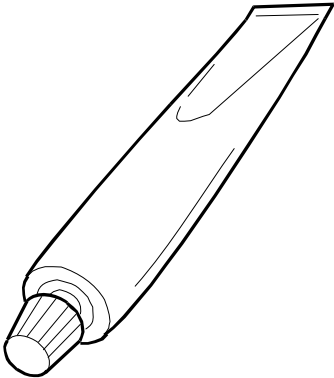


Index No.	Part No.	Description	Q'ty Per Assembly
1	A029 2984	Decal - Grip	1
2	A096 6677	Decal - Right Paper Set	1
3	A096 6678	Decal - Left Paper Set	1
4	AA00 0059	Caution Decal - English	1
5	AA00 1213	Decal - B2	1
6	AA00 1394	Decal - Toner Supply	1
7	AA00 2010	Decal - Paper Level	1
8	AA00 2246	Decal - Caution	1
9	AA00 3211	Decal:Paper Tray:Display:1	1
10	AA00 3212	Decal:Paper Tray:Display:2	1
11	AA00 3213	Decal:Paper Tray:Display:3	1
12	B065 1363	Decal - Main Switch	1
12	B065 1364	Decal - Main Switch	1
13	B065 1366	Decal - Toner Supply	1
14	B065 2746	Decal - Paper Set	1
15	B065 3833	Decal - Transfer Unit Lever	1
16	B065 4167	Decal - Fusing Knob	1
17	B065 4274	Decal - Misfeed Removal	1
18	B065 4276	Decal:D1/E1:Multi	1
19	B065 4480	Decal - Cover	1
20	B065 4481	Decal - Exit	1
21	B065 4797	Caution Decal - Duplex	1
22	B065 4867	Decal - Guide Plate Lever	1
23	B065 6545	Decal - Positioning	1
24	B065 6846	Decal - Paper Set - Left	1
25	B065 6877	Decal - Paper Set - Right	1
26	B070 1307	Decal:Paper Set Direction	1
27	B082 6403	Decal:Power Source:Off:EXP	1
28	B132 6786	Decal:Paper Tray:Paper Set Direction	1
29	B234 1378	Decal - Total Counter	1
30	B234 3892	Decal - Lever Release Transfer	1
31	B234 8510	Decal:Size Indication:Multi-Language:C3	1
32	B246 3342	Decal:Toner:Supply:Operation Sub-Unit:EXP	1
32	B246 3345	Decal:Toner:Supply:Operation Sub-Unit:DEU	1
32	B246 3346	Decal:Toner:Supply:Operation Sub-Unit:FRA	1

Index No.	Part No.	Description	Q'ty Per Assembly
32	B246 3347	Decal:Toner:Supply:Operation Sub-Unit:ITA	1
32	B246 3348	Decal:Toner:Supply:Operation Sub-Unit:ESP	1
33	B247 1361	Decal:Misfeed Removal:Main	1
34	B477 4352	Decal - Misfeed Removal	1
35	B477 4362	Decal - Misfeed Removal - Exit	1
36	B477 4381	Caution Decal -CIS	1
37	B477 4391	Decal - Exposure Glass Cleaning	1
38	B652 2354	Decal:Base:Original	1
39	B477 4431	Decal - Original Table	1
40	B652 1807	Decal:Size:Original	1
41	G029 1982	LD Decal	1
42	G564 6077	Decal:Exposure Glass:5-Lang	1
43	B477 4371	Decal - Cleaning	1
44	B246 1779	Decal:Scale:NA	1
44	B247 1778	Decal:Scale	1

CÓPIA NÃO CONTROLADA

CÓPIA NÃO CONTROLADA

CÓPIA NÃO CONTROLADA

1	2	3	4
			
5	6	7	
			

**73.Special Tools (D052/D053/D054)**

CÓPIA NÃO CONTROLADA

Index No.	Part No.	Description	Q'ty Per Assembly
1	A006 9104	Adjusting Scanner Pin (4PCS/set)	1
2	A292 9500	Test Chart - S5S (10 pcs/set)	1
2	VSST 9500	Test Chart - S5S- DF (10 sheet/set)	1
3	N803 6701	Flash Memory Card-4MB	1
4	N803 1000	Case - Flash Memory Card	1
5	A257 9300	Grease - Barrierta S552R	1
6	5203 9501	Grease 501	1
6	5203 9502	Grease 501	1
7	5442 9101	Setting Powder	1

Index No.	Part No.	Description	Q'ty Per Assembly

CÓPIA NÃO CONTROLADA

CÓPIA NÃO CONTROLADA

CÓPIA NÃO CONTROLADA

CÓPIA NÃO CONTROLADA

# **D052/D053/D054 PARTS INDEX**

CÓPIA NÃO CONTROLADA

CÓPIA NÃO CONTROLADA

This section instructs you as to the numbers and names of parts on this machine.

CÓPIA NÃO CONTROLADA



## Parts Index

CÓPIA NÃO CONTROLADA

Part No.	Description	Page and Index No.
D052 7012	Sheet:Model Name Plate:D052:RIC	15 - 25
D052 7015	Sheet:Model Name Plate:D052:GES:EU	15 - 25
D052 7016	Sheet:Model Name Plate:D052:NSA	15 - 25
D052 7017	Sheet:Model Name Plate:D052:REX	15 - 25
D052 7019	Sheet:Model Name Plate:D052:INF	15 - 25
D052 7028	Sheet:Model Name Plate:D052:LAN EU	15 - 25
D052 7032	Sheet:Model Name Plate:D052:SAV	15 - 25
D052 7033	Sheet:Model Name Plate:D052:GES:NA	15 - 25
D052 7034	Sheet:Model Name Plate:D052:LAN:NA	15 - 25
D052 7255	Manual:Copy_REF:AA (-29)	15 - 32
D052 7453	Manual:TROUBLESHOOT:AA (-29)	15 - 33
D053 7012	Sheet:Model Name Plate:D053:RIC	15 - 25
D053 7015	Sheet:Model Name Plate:D053:GES:EU	15 - 25
D053 7016	Sheet:Model Name Plate:D053:NSA	15 - 25
D053 7017	Sheet:Model Name Plate:D053:REX	15 - 25
D053 7019	Sheet:Model Name Plate:D053:INF	15 - 25
D053 7028	Sheet:Model Name Plate:D053:LAN:EU	15 - 25
D053 7032	Sheet:Model Name Plate:D053:SAV	15 - 25
D053 7033	Sheet:Model Name Plate:D053:GES:NA	15 - 25
D053 7034	Sheet:Model Name Plate:D053:LAN:NA	15 - 25
D054 1039	Heat Sink:Stepper Motor:Registration	119 - 24
D054 1132	Bracket:Stepper Motor	119 - 4
D054 1852	Imaging Unit	51 - 3
D054 2752	Bracket:Stepper Motor:MM42	71 - 28
D054 2759	Heat Sink:Stepper Motor:Connecting	71 - 32
D054 5122	PCB:BCU:Service	125 - 2
D054 5122	PCB:BCU:Service	153 - *
D054 5128	PCB:IOB	125 - 3
D054 5320	PCB:Sync Detector	51 - 23
D054 7012	Sheet:Model Name Plate:D054:RIC	15 - 25
D054 7015	Sheet:Model Name Plate:D054:GES:EU	15 - 25
D054 7016	Sheet:Model Name Plate:D054:NSA	15 - 25
D054 7017	Sheet:Model Name Plate:D054:REX	15 - 25
D054 7019	Sheet:Model Name Plate:D054:INF	15 - 25
D054 7028	Sheet:Model Name Plate:D054:LAN:EU	15 - 26

Part No.	Description	Page and Index No.
D054 7032	Sheet:Model Name Plate:D054:SAV	15 - 25
D054 7033	Sheet:Model Name Plate:D054:GES:NA	15 - 25
D054 7034	Sheet:Model Name Plate:D054:LAN:NA	15 - 26
D054 7319	CD-ROM:Manual1:AA (-29)	15 - 22
D054 7320	CD-ROM:Manual2:AA (-29)	15 - 22

CÓPIA NÃO CONTROLADA

## CÓPIA NÃO CONTROLADA

Part No.	Description	Page and Index No.
A006 9104	Adjusting Scanner Pin (4PCS/set)	191 - 1
A007 3751	Large Cap - Toner Collection Tank	17 - 5
A029 2984	Decal - Grip	189 - 1
A029 2984	Decal - Grip	67 - 12
A048 2838	Nylon Rivet	105 - 16
A048 2838	Nylon Rivet	73 - 24
A069 1883	Shoe - Scanner	47 - 5
A096 1679	Development Grounding Plate	143 - 6
A096 2051	Rear Grid Anchor	83 - 18
A096 2052	Front Grid Anchor	83 - 27
A096 2060	Grid:Charge Corona:N	83 - 13
A096 2062	Wire Cleaner Slider	83 - 8
A096 2063	Corona Wire Cleaner	83 - 7
A096 2065	Slider Ring	83 - 9
A096 2301	Grounding Plate	85 - 5
A096 2633	Front Lock	73 - 10
A096 2780	Feed Guide Gear	61 - 7
A096 3141	Development Filter Case	79 - 18
A096 3181	Slitter	77 - 12
A096 3224	Bottle Roller	75 - 15
A096 3712	Ratch	123 - 34
A096 3712	Ratch	17 - 2
A096 4595	Duplex Guide	117 - 12
A096 4928	Guide Plate Band	109 - 24
A096 5528	Micro Switch Sheet	67 - 26
A096 6553	Side Fence Pad	59 - 10
A096 6677	Decal - Right Paper Set	55 - 12
A096 6677	Decal - Right Paper Set	189 - 2
A096 6678	Decal - Left Paper Set	53 - 12
A096 6678	Decal - Left Paper Set	189 - 3
A134 1724	Cushion - Stepper Motor	49 - 15
A134 2363	Terminal Plate	83 - 26
A134 2978	Spring Plate	59 - 12
A176 2054	Grounding Plate	83 - 6
A176 2061	Screw Shaft	83 - 10

Part No.	Description	Page and Index No.
A222 2724	External Circlip - MM8	75 - 30
A229 1135	Ring - 55	121 - 23
A229 1135	Ring - 55	119 - 10
A229 2655	Read Rock	73 - 7
A229 2717	Lock Lever	73 - 3
A229 3154	Case Seal	77 - 8
A229 3219	Rubber Bushing - Toner Supply Unit	75 - 13
A229 3232	Chuck Roller	75 - 22
A229 3242	Toner Bottle Joint Gear	75 - 35
A229 3243	Motor Joint Gear	75 - 34
A229 3261	Outer Shutter	75 - 8
A229 3262	Inner Shutter	75 - 9
A229 3263	Outer Shutter Shield	75 - 7
A229 3264	Shutter Lever	75 - 11
A229 3266	Upper Shutter Shield	75 - 10
A229 3285	Shutter Cover	75 - 12
A229 3861	Front Arm	91 - 3
A229 3862	Rear Arm	91 - 7
A229 3865	Transport Driven Roller	91 - 13
A229 3875	Drive Electrode	91 - 4
A229 3910	Front Bushing	93 - 17
A229 3911	Rear Bushing	93 - 23
A229 3934	Tape	93 - 12
A229 4467	Pressure Arm	107 - 6
A229 4477	Reverse Guide Plate	105 - 10
A229 4479	Reverse Guide Plate - Right	105 - 9
A229 4482	Exit Roller Holder	105 - 8
A229 4617	Duplex Discharge Brush	111 - 23
A229 4623	Lower Entrance Guide Plate	111 - 5
A229 4727	Guide Plate Pressure Holder	109 - 26
A229 4740	Drive Joint	111 - 21
A247 2800	Ball Bearing - 8x12x5	71 - 3
A247 4249	Connector - 3P	99 - 32
A248 6103	Guide Plate - Upper Heat Sink	147 - 9
A248 6615	Coupling Lever - Left	53 - 25

CÓPIA NÃO CONTROLADA

## CÓPIA NÃO CONTROLADA

Part No.	Description	Page and Index No.
A248 6666	Side Plate	55 - 22
A248 6694	Wire Ring	57 - 31
A248 6695	Guide - Pulley	57 - 16
A248 6701	Oil Damper	57 - 36
A248 6713	Hook - Tension Sprong	57 - 4
A257 9300	Grease - Barrierta S552R	191 - 5
A267 1820	Sheet - Photointerrupter	49 - 12
A267 2857	Spring Plate - Side Fence	59 - 25
A267 2859	Side Fence Stopper	59 - 23
A267 2860	Rear Lever Stopper	59 - 24
A292 9500	Test Chart - S5S (10 pcs/set)	191 - 2
A293 1155	Duplex Drive Bracket	119 - 21
A293 1332	Duct Holder	17 - 24
A293 1674	Front Slide Rail	49 - 1
A293 1766	2nd Mirror Plate	47 - 4
A293 2418	Upper Unit Cover	85 - 1
A293 3220	Toner Bottle Stopper	75 - 25
A293 3227	Toner Slider	75 - 19
A293 3230	Toner Bottle Chuck	75 - 18
A293 3234	Shield Plate - Toner Bottle	75 - 17
A293 3282	Toner Bottle Pawl	75 - 26
A293 3899	Transfer Belt - Mojito Service	91 - 5
A293 4613	Front Gate Pawl	111 - 14
A293 4614	Rear Gate Pawl	111 - 16
A293 6649	Rear Cover Cushion - Tandem LCT	53 - 17
A294 1119	Fly Wheel	121 - 10
A294 1292	Door Switch Bracket	15 - 1
A294 1712	Rear Holder - Lamp	47 - 10
A294 1838	Ground Plate - Lens Stay	137 - 22
A294 2051	Rear Receptacle	121 - 4
A294 2052	Receptacle Pin	121 - 5
A294 3116	Development Screw	79 - 20
A294 3572	Rear Drum Seal	85 - 21
A294 4669	Cushion	117 - 16
A294 4723	Belt Holder Fixing Plate	117 - 8

Part No.	Description	Page and Index No.
A294 4754	Roller Lever	113 - 15
A294 6655	Front Roller - Slide Rail	57 - 39
A294 6690	Feeler - Paper Height Sensor	57 - 33
A294 6700	Torque Limiter - 53mnm	33 - 11
A294 6700	Torque Limiter - 53mnm	71 - 16
A294 6700	Torque Limiter - 53mnm	65 - 35
A300 2134	Guide Roller - B	145 - 11
A374 2181	Spacer	29 - 6
A376 4599	Side Fence Pad	23 - 2
A413 1670	Antistatic Brush	99 - 24
A418 1158	Spacer - M6.5x1	25 - 20
A422 1063	Seal - 0.7x13x20	29 - 9
A422 1063	Seal - 0.7x13x20	35 - 25
A422 1078	Bushing - 6x12x4mm	33 - 1
A423 4433	Spring	67 - 28
A469 2123	Rubber Cushion - 1x10x10mm	73 - 14
A470 1703	Shift Clutch	107 - 12
A548 2139	Pulley	37 - 8
A628 1225	Bushing - 8mm	25 - 13
A680 1621	Feed-in Unit Stopper	25 - 16
A680 2262	Feeler - Pick-up Roller Cam	37 - 20
A697 2131	Anistatic Brush	27 - 13
A806 1135	Contact Point Shaft	41 - 10
A806 1163	Guide Plate Cushion	25 - 11
A806 1292	Feed Belt Bracket	25 - 24
A806 1293	Feed Belt Drive Roller	25 - 15
A806 1294	Feed Belt Driven Roller	25 - 26
A806 1295	Feed Belt	25 - 22
A806 1298	Transport Belt Roller Shaft	25 - 25
A806 1335	Original Table Guide Plate	23 - 15
A806 1351	Original Sensor Feeler	23 - 6
A806 2151	Timing Pulley - T19/Z23 S2M/M0.6	25 - 2
A806 2153	Timing Pulley - T27 S2M	25 - 12
A806 2161	Timing Pulley - T30/Z20 S2M/M0.8	39 - 26
A806 2271	Gear - Z18	25 - 1

CÓPIA NÃO CONTROLADA

## CÓPIA NÃO CONTROLADA

Part No.	Description	Page and Index No.
A806 2281	Gear - Z47	23 - 19
A806 2283	Gear - Z20/Z47	39 - 25
A806 2285	Gear - Z20/Z47	39 - 23
A806 2287	Gear - Z20/Z47	39 - 24
A806 4261	Spring Belt Guide Roller	25 - 23
A859 2230	Ball Bearing - 6x13x5	33 - 20
A859 2230	Ball Bearing - 6x13x5	37 - 14
A859 2241	Reverse Roller	33 - 10
A859 4836	Bushing- Exit Driven Roller	35 - 17
A859 7211	Stepped Screw	21 - 10
B027 8521	O/I Holder - Assembly	15 - 28
B064 9640	Developer Type 24 Black	79 - 21
B065 1075	Base Cover	145 - 24
B065 1091	Left Duct - PCU	143 - 19
B065 1092	Bracket	145 - 13
B065 1093	ADF Bracket	43 - 14
B065 1094	Duct Clip	143 - 18
B065 1095	Heat Insulation	143 - 20
B065 1096	Front Transfer Stay	143 - 3
B065 1098	Left Rail	143 - 22
B065 1131	Joint	121 - 29
B065 1134	Partition Plate	121 - 11
B065 1137	Bracket	121 - 8
B065 1145	Boss	121 - 12
B065 1147	Transfer Drive Bracket	121 - 25
B065 1160	Toner Recycling Tightener	119 - 17
B065 1167	Duplex Drive Joint	119 - 23
B065 1168	Fusing Drive Bracket	119 - 11
B065 1171	Development Fan Bracket	45 - 9
B065 1172	Development Fan Harness	45 - 18
B065 1173	IPS Duct	141 - 8
B065 1175	Entrance IPS Duct	133 - 4
B065 1177	Upper IPS Duct	133 - 7
B065 1178	Fan Bracket - IPS	133 - 2
B065 1180	PCU Duct	135 - 11

Part No.	Description	Page and Index No.
B065 1183	Fan Bracket	135 - 2
B065 1184	Entrance PCU Duct	135 - 3
B065 1185	Duct - Charge	141 - 10
B065 1188	Duct - Fusing	141 - 7
B065 1192	Upper Exhaust Duct	133 - 9
B065 1193	Lower Exhaust Duct	133 - 10
B065 1194	Exhaust Bracket	133 - 8
B065 1197	Magnet Catch Bracket	145 - 8
B065 1198	Duplex Fan Harness	145 - 18
B065 1200	Bracket:Fan:Duplex	145 - 20
B065 1244	Upper Left Cover	17 - 10
B065 1302	Upper Right Cover	17 - 28
B065 1303	LCT Cover	17 - 30
B065 1309	Upper Rear Cover	17 - 16
B065 1310	Upper Right Cover	17 - 31
B065 1318	PCU Duct Inner Cover	15 - 19
B065 1320	Receiving Tray - Operation Panel	141 - 4
B065 1323	Guide Plate Lever	15 - 10
B065 1326	Micro Switchlever	15 - 11
B065 1328	Upper Hinge Guide Plate	141 - 16
B065 1333	Lower Right Cover	17 - 32
B065 1334	Lower Left Cover	17 - 6
B065 1341	Connector Cap	17 - 33
B065 1342	Coupling Cap	17 - 34
B065 1343	NCU Cap	17 - 29
B065 1344	G4 Cap	17 - 8
B065 1345	Fan Bracket	17 - 15
B065 1363	Decal - Main Switch	189 - 12
B065 1363	Decal - Main Switch:NA	15 - 13
B065 1364	Decal - Main Switch:EU	15 - 13
B065 1364	Decal - Main Switch	189 - 12
B065 1366	Decal - Toner Supply	15 - 5
B065 1366	Decal - Toner Supply	189 - 13
B065 1371	Cloth Holder	15 - 30
B065 1374	Cloth - DF Exposure Glass	15 - 37

CÓPIA NÃO CONTROLADA

## CÓPIA NÃO CONTROLADA

Part No.	Description	Page and Index No.
B065 1682	Front Frame	49 - 27
B065 1685	Rear Frame	49 - 8
B065 1688	Lens Holder Block	49 - 23
B065 1698	Development Cooling Duct	45 - 11
B065 1706	Bracket - Scanner Motor	49 - 14
B065 1708	Stepper Motor	49 - 16
B065 1712	Front Wire Tension Bracket	49 - 26
B065 1713	Rear Wire Tension Bracket	49 - 6
B065 1717	Timing Belt	49 - 20
B065 1733	1st Scanner Front Side Plate	47 - 14
B065 1734	1st Scanner Rear Side Plate	47 - 17
B065 1735	Reflector	47 - 11
B065 1736	Invertor Cover	47 - 12
B065 1737	Stay	47 - 15
B065 1738	Spring Plate	47 - 20
B065 1740	Harness Plate	47 - 16
B065 1741	Harness Guide	47 - 13
B065 1742	Insulator	47 - 24
B065 1743	1st Mirror	47 - 18
B065 1766	Second Mirror	47 - 6
B065 1772	Left Scale	43 - 7
B065 1773	Scale Bracket Seal	43 - 12
B065 1782	Seal	43 - 4
B065 1785	Right Stay	43 - 16
B065 1787	Scale Bracket	43 - 3
B065 1791	Left Scanner Duct	45 - 4
B065 1798	Filter:Duct:Scanner	45 - 3
B065 1801	Right Scanner Duct	45 - 5
B065 1825	H.P. Sensor Bracket	49 - 11
B065 1830	Scanner Board Guide	49 - 3
B065 1831	Scanner Board Bracket	49 - 4
B065 1833	Harness Bracket	45 - 10
B065 1834	Insulating Sheet	45 - 19
B065 1841	Inner Cover	43 - 17
B065 1843	Grounding Plate	43 - 11

Part No.	Description	Page and Index No.
B065 1843	Grounding Plate	137 - 17
B065 1844	Grounding Plate	141 - 12
B065 1845	Grounding Plate	141 - 11
B065 1912	Lens Holder - L0	51 - 8
B065 1915	1st Mirror Holder	51 - 11
B065 1925	Lens Holder - L2 Right	51 - 17
B065 1926	Lens Holder - L2 Left	51 - 18
B065 1930	2nd Mirror Holder	51 - 20
B065 1932	Middle Mirror Holder	51 - 21
B065 1940	Shield Glass Rail	51 - 7
B065 1944	Shield Glass Holder	51 - 25
B065 1945	Seal - Shield Glass	51 - 26
B065 1946	Seal - Shield Glass Holder	51 - 24
B065 1955	Seal - Lens L1	51 - 14
B065 1957	Shield Glass Cover	85 - 2
B065 1958	Sheet - Shielding Plate	51 - 27
B065 2316	Front Blade Seal	89 - 11
B065 2317	Rear Blade Seal	89 - 13
B065 2336	Pickoff Pawl:Drum:Ass'y	89 - 1
B065 2358	Bracket Grounding Bracket	89 - 2
B065 2361	Entrance Seal Holder	89 - 23
B065 2362	Cleaning Entrance Seal	89 - 24
B065 2364	Pick-off Pawl Positioning Plate	89 - 22
B065 2369	Grounding Plate - Entrance Seal	89 - 29
B065 2371	Drum Stay	85 - 16
B065 2381	Grounding Plate	89 - 25
B065 2386	Middle PCU Casing	89 - 15
B065 2389	Bracket:Brush Roller	89 - 16
B065 2392	Receptacle	85 - 7
B065 2425	Brush Roller Gear	87 - 5
B065 2426	Pressure Release Lever	85 - 10
B065 2427	Cam - Blade	87 - 14
B065 2428	Agitator Gear	87 - 4
B065 2481	Grid Receptacle Terminal	121 - 2
B065 2482	Charge Receptacle Terminal	121 - 3

CÓPIA NÃO CONTROLADA

## CÓPIA NÃO CONTROLADA

Part No.	Description	Page and Index No.
B065 2494	Upper PCU Harness	85 - 3
B065 2607	Front Support Plate	73 - 34
B065 2608	Development Connector Bracket	69 - 6
B065 2620	Paper Dust Removal Case	69 - 4
B065 2621	Sensor Bracket	69 - 3
B065 2682	Paper Feed Stay	69 - 9
B065 2688	Pick-up Roller Arm	69 - 15
B065 2707	Paper End Sensor Bracket	71 - 24
B065 2708	Middle Sensor Bracket	71 - 23
B065 2709	Reverse Pressure Lever	71 - 27
B065 2723	Sheet - Manual Feed Guide Plate	61 - 20
B065 2729	Paper End Feeler	61 - 3
B065 2732	Manual Feed Table	61 - 13
B065 2733	By-pass Table Cover	61 - 19
B065 2735	Rear Side Fence - By-pass	61 - 12
B065 2737	Front Side Fence - By-pass	61 - 10
B065 2741	Sensor Bracket	61 - 16
B065 2743	Front Shaft - By-pass	61 - 1
B065 2746	Decal - Paper Set	189 - 14
B065 2746	Decal - Paper Set	61 - 9
B065 2762	Relay Paper Feed Harness	117 - 2
B065 2762	Relay Paper Feed Harness	73 - 21
B065 2762	Relay Paper Feed Harness	123 - 32
B065 2763	Relay Registration Harness	69 - 1
B065 3062	Development Roller	81 - 1
B065 3065	Toner Sensor Guide	79 - 9
B065 3069	Bushing - 8mm	81 - 3
B065 3071	Development Knob	79 - 7
B065 3073	Gear - 31Z	79 - 12
B065 3076	Gear - 41Z	79 - 8
B065 3077	Development Roller Adjuster	81 - 4
B065 3079	Ball Bearing Bracket	79 - 16
B065 3080	Ball Bearing - 12x21x5	81 - 2
B065 3081	Gear - 21Z	79 - 15
B065 3082	Development Bias Plate	79 - 5

Part No.	Description	Page and Index No.
B065 3095	Development Guide Rail	79 - 2
B065 3096	Gear - 20Z	79 - 14
B065 3098	Gear - 17Z	79 - 11
B065 3108	Filter Plate	79 - 19
B065 3122	Toner Separation Joint Seal	77 - 2
B065 3123	Rear Toner Separation Joint Seal	77 - 3
B065 3125	Toner Separation Drive Shaft	77 - 4
B065 3138	Idle Gear	77 - 9
B065 3139	Toner Collection Gear	77 - 10
B065 3140	Upper Cover	77 - 19
B065 3141	Exit Toner Pile	77 - 20
B065 3142	Toner Separation Shutter	77 - 22
B065 3143	Toner Separation Spring	77 - 21
B065 3146	Nut	77 - 14
B065 3151	Lower Right Case Seal	77 - 17
B065 3152	Lower Front Case Seal - Rear	77 - 15
B065 3153	Lower Filter Case Filter	77 - 16
B065 3251	Development Unit Rail	143 - 5
B065 3252	Right Rail - Drum Unit	143 - 9
B065 3258	Development Drum Stay	83 - 2
B065 3262	Electrode Plate	121 - 7
B065 3266	Toner Bottle Cam	141 - 15
B065 3267	Inner Back Cam	141 - 14
B065 3306	Gear:Toner Bottle:ASS'Y	75 - 16
B065 3309	Toner Bottle Drive Bracket	75 - 2
B065 3557	Toner Catchpan	123 - 6
B065 3561	Spring	123 - 13
B065 3565	Toner Collection Case	123 - 3
B065 3566	Toner Receiving Spring	123 - 5
B065 3568	Case Cap	123 - 1
B065 3573	Toner Correction Agitator	123 - 2
B065 3581	Bushing	123 - 15
B065 3583	Spring Guide	123 - 17
B065 3585	Screw Gear	123 - 11
B065 3586	Screw Gear	123 - 18

CÓPIA NÃO CONTROLADA

## CÓPIA NÃO CONTROLADA

Part No.	Description	Page and Index No.
B065 3587	Toner Collection Gear	123 - 14
B065 3588	Toner Collection Idle Gear	123 - 8
B065 3593	Toner Collection Discharge Harness	123 - 22
B065 3601	Toner Collection Pipe	123 - 26
B065 3610	Toner Collection Shaft	123 - 35
B065 3629	Toner Separation Case	123 - 39
B065 3636	Toner Collection Seal	123 - 40
B065 3637	Seal - 40x68	123 - 23
B065 3645	Gear - 22Z	123 - 24
B065 3649	Toner Collection Case - Transport	123 - 29
B065 3650	Toner Collection Joint	123 - 30
B065 3654	Toner Collection Cap	123 - 25
B065 3660	Pulley	123 - 27
B065 3689	Toner Collection Bottle Bracket	17 - 1
B065 3690	Tank:Discharge Used Toner	17 - 3
B065 3695	Bottle Guide	137 - 9
B065 3811	Transfer Unit Stay	143 - 15
B065 3812	Transfer Rely Harness	143 - 16
B065 3818	Transfer Unit Guide Plate	91 - 1
B065 3831	Release Positioning Plate	143 - 12
B065 3832	Transfer Unit Lever	143 - 1
B065 3833	Decal - Transfer Unit Lever	143 - 14
B065 3833	Decal - Transfer Unit Lever	189 - 15
B065 3868	Pressure Arm	91 - 12
B065 3872	Transfer Unit Joint	91 - 8
B065 3873	Toner Collection Gear	91 - 2
B065 3874	Electrode Plate	91 - 11
B065 3875	Terminal	91 - 10
B065 3878	Bias Terminal	91 - 16
B065 3918	Toner Collection Gear Coil	93 - 15
B065 3920	Idle Gear - 1	93 - 19
B065 3921	Idle Gear - 2	93 - 20
B065 3922	Electrode Plate Cover	93 - 18
B065 3928	Cleaning Roller Terminal	93 - 16
B065 3942	Guide Plate	91 - 20

Part No.	Description	Page and Index No.
B065 3945	Entrance Seal Holder	91 - 14
B065 3947	Anti-static Plate	91 - 21
B065 3950	Grounding Bracket	91 - 17
B065 3955	Entrance Guide Plate	93 - 25
B065 3962	Spring Plate	93 - 2
B065 3963	Lever	93 - 4
B065 3964	Bushing	93 - 5
B065 4114	Left Stay	101 - 18
B065 4129	Sheet:Fiber:Side Plate	101 - 25
B065 4138	Side Plate Cover	97 - 6
B065 4139	Switch Holder	101 - 14
B065 4141	Spring Plate - Switch	101 - 13
B065 4151	Rear Harness	99 - 14
B065 4154	Rear Fusing Plate	103 - 31
B065 4167	Decal - Fusing Knob	95 - 5
B065 4167	Decal - Fusing Knob	189 - 16
B065 4179	Stripper Pawls Plate	145 - 15
B065 4184	Stripper Pawls Grip	97 - 17
B065 4185	Exit Plate	99 - 31
B065 4188	Front Lock Pawl	97 - 16
B065 4189	Rear Lock Pawl	97 - 21
B065 4207	Web Shaft	95 - 8
B065 4211	Pressure Roller Gear	95 - 12
B065 4221	Feeler Spring	95 - 37
B065 4222	Gear - 37Z	95 - 20
B065 4223	Motor Gear	95 - 30
B065 4225	Motor Plate Bracket	95 - 28
B065 4231	Web Cover	95 - 26
B065 4232	Feeler Guard Bracket	95 - 23
B065 4238	Gear - 50Z	95 - 32
B065 4241	Gear	95 - 21
B065 4247	Brake Pad	95 - 22
B065 4248	Web Harness	95 - 34
B065 4252	Left Exit Tray	107 - 2
B065 4254	Lower Entrance Guide Plate	105 - 15

CÓPIA NÃO CONTROLADA

## CÓPIA NÃO CONTROLADA

Part No.	Description	Page and Index No.
B065 4255	Insulator	95 - 1
B065 4262	Lock Lever Bracket	103 - 2
B065 4266	Lever Contact Bracket	103 - 6
B065 4274	Decal - Misfeed Removal	189 - 17
B065 4274	Decal - Misfeed Removal	95 - 2
B065 4276	Decal:D1/E1:Multi	189 - 18
B065 4276	Decal:D1/E1:Multi	15 - 42
B065 4306	Front Exhaust Side Plate	145 - 4
B065 4307	Rear Exhaust Side Plate	145 - 16
B065 4317	Idle Pulley - 11mm	107 - 22
B065 4358	Paper Feed Sensor Bracket	103 - 12
B065 4359	Grip Supporter	103 - 17
B065 4360	Spring Plate	103 - 27
B065 4363	Upper Grip	103 - 16
B065 4373	Upper Exit Guide Plate	103 - 20
B065 4374	Exit Entrance Sensor Bracket	103 - 23
B065 4397	Release Slider	97 - 15
B065 4398	Slider Cover	97 - 11
B065 4413	Exit Gate Pawl	105 - 11
B065 4422	Guide Plate Lever	107 - 8
B065 4424	Exit Arm Pad	107 - 7
B065 4441	Exit Drum Stay	105 - 4
B065 4453	Middle Exit Guide Plate	103 - 29
B065 4459	Rear Harness Bracket	107 - 11
B065 4480	Decal - Cover	189 - 19
B065 4480	Decal - Cover	17 - 7
B065 4481	Decal - Exit	95 - 3
B065 4481	Decal - Exit	189 - 20
B065 4495	Relay Harness - Guide Plate	103 - 24
B065 4496	Relay Harness -Exit	103 - 14
B065 4499	Exit Detection Harness	145 - 22
B065 4531	Guide Plate Lever	109 - 30
B065 4619	Support Bracket	117 - 25
B065 4627	Front Side Plate	111 - 11
B065 4632	Joint Holder	111 - 19

Part No.	Description	Page and Index No.
B065 4644	Sensor Bracket	111 - 22
B065 4647	Invertor Lever	111 - 4
B065 4648	Lever Cam	111 - 28
B065 4671	Duplex Lock Arm	109 - 5
B065 4672	Release Lever Bracket	109 - 8
B065 4675	Duplex Release Bracket	109 - 6
B065 4681	Front Jogger Fence	113 - 19
B065 4682	Rear Jogger Fence	113 - 21
B065 4683	Spring Plate - Rear Jogger Fence	113 - 20
B065 4692	Front Jogger Fence Slider	117 - 10
B065 4693	Rear Jogger Fence Slider	117 - 11
B065 4694	Jogger Guide Rod	115 - 13
B065 4696	Jogger Motor Bracket	113 - 10
B065 4699	Jogger H.P. Sensor Bracket	117 - 1
B065 4715	Exit Reverse Sensor Bracket	117 - 15
B065 4720	Left Duplex Table	113 - 18
B065 4725	Right Duplex Bracket	109 - 16
B065 4726	Right Guide Table	109 - 14
B065 4727	Right Sensor Bracket	109 - 18
B065 4728	Spring Plate - Right Table Guide	109 - 13
B065 4730	Lower Transport Guide Plate	109 - 23
B065 4731	Spring Plate - Driven Roller	109 - 22
B065 4733	Duplex Gate Pawl	117 - 4
B065 4738	Gate Pawl Cushion	117 - 5
B065 4789	Transport Motor Bracket	113 - 8
B065 4790	Drawer Bracket - 32P	117 - 23
B065 4791	Drawer Bracket - 12P	117 - 21
B065 4797	Caution Decal - Duplex	109 - 2
B065 4797	Caution Decal - Duplex	189 - 21
B065 4830	Holder Bracket	145 - 21
B065 4860	Lower Duplex Bracket	117 - 6
B065 4865	Spacer	117 - 7
B065 4866	Reverse Knob	111 - 1
B065 4867	Decal - Guide Plate Lever	109 - 29
B065 4867	Decal - Guide Plate Lever	189 - 22

CÓPIA NÃO CONTROLADA



## CÓPIA NÃO CONTROLADA

Part No.	Description	Page and Index No.
B065 4933	Guide Plate Lever Hook	109 - 28
B065 4981	Duplex Harness - 12P	117 - 22
B065 4987	Upper Duplex Stay	109 - 10
B065 5041	Safety Switch Lever	141 - 2
B065 5147	IC - CDIC3	167 - 1
B065 5158	IC - RF5C608	167 - 2
B065 5169	IC - GARAC	167 - 3
B065 5422	Duplex DRB Harness	135 - 19
B065 5445	Finisher CNB Harness	135 - 21
B065 5447	ADF Power Source Harness	135 - 23
B065 5453	Relay Polygon Motor Harness	51 - 12
B065 5454	HP Sensor Relay Harness	49 - 9
B065 5471	Grounding Wire	49 - 29
B065 5489	Harness:75CPM	51 - 2
B065 5501	VIB Power Source Harness	133 - 23
B065 5501	VIB Power Source Harness	45 - 16
B065 5503	ADF/CNB Harness	133 - 24
B065 5672	Power Supply Cord - 120V	137 - 11
B065 5804	Charge Power Pack Bracket	133 - 14
B065 5805	CSS Bracket	133 - 6
B065 5807	Finisher Cable Bracket	135 - 22
B065 5808	LCT Cable Bracket	121 - 1
B065 5811	Safety Switch Bracket	141 - 3
B065 5814	Harness Guide	135 - 12
B065 5816	Safety Switch Harness Cover	141 - 5
B065 5817	Slide Rail Cover	135 - 17
B065 5818	Main Switch Harness Guide	135 - 9
B065 5868	Clamp	135 - 14
B065 5871	PFC Board Bracket	137 - 4
B065 5872	Lower PFC Board Stay	137 - 6
B065 5873	Upper PFC Board Stay	137 - 5
B065 5878	Upper PSU Stay	139 - 14
B065 5879	Right PSU Stay	137 - 12
B065 6078	LCT Stay	67 - 30
B065 6116	Upper Heat Sink	147 - 7

Part No.	Description	Page and Index No.
B065 6122	Micro Switchbracket	67 - 27
B065 6135	Lock Arm - Tandem Tray	147 - 5
B065 6136	Tray Lock Arm	149 - 3
B065 6172	Paper Tray Stopper	139 - 18
B065 6191	Side Plate - Paper Tray	149 - 11
B065 6264	Guide Stay	147 - 12
B065 6306	Reverse Drive Shaft	65 - 25
B065 6307	Reverse Driven Shaft	65 - 34
B065 6317	Relay Shaft	65 - 9
B065 6330	Rear Side Plate - Paper Feed	65 - 12
B065 6333	Reverse Haousing	65 - 32
B065 6334	Heat Sink Base	63 - 31
B065 6336	Front Side Plate - Paper Feed	65 - 30
B065 6337	Heat Sink	63 - 32
B065 6338	Heat Sink Sheet	63 - 33
B065 6345	Paper End Sensor Bracket	63 - 21
B065 6346	Paper Tray Link	65 - 15
B065 6350	Pick-up Gear Cover	63 - 4
B065 6353	Feed Gear Cover	63 - 26
B065 6357	Pick-up Arm	63 - 6
B065 6358	Paper Feed Sensor Bracket	63 - 12
B065 6364	Feed Stay	63 - 14
B065 6366	Drive Bracket	63 - 27
B065 6371	Support Guide Plate	65 - 31
B065 6375	Paper Feed Unit Stay	63 - 15
B065 6394	Motor Bracket	65 - 39
B065 6402	Transport Pressure Plate	67 - 25
B065 6403	Front Side Plate - Vertical Transpo	67 - 17
B065 6404	Rear Side Plate - Vertical Transpor	67 - 19
B065 6407	Transport Pressure Plate	67 - 23
B065 6415	Motor Base	65 - 29
B065 6427	Release Lever - Vertical Transport	67 - 15
B065 6428	Release Button - Vertical Transport	67 - 14
B065 6445	Feed Lever	71 - 31
B065 6445	Feed Lever	63 - 10

CÓPIA NÃO CONTROLADA

## CÓPIA NÃO CONTROLADA

Part No.	Description	Page and Index No.
B065 6452	Tray Link Guide	65 - 14
B065 6453	Transport Roller Lever	65 - 5
B065 6454	Driven Release Lever	65 - 7
B065 6455	Driven Pressure Lever	65 - 8
B065 6456	Vertical Transport Link	65 - 20
B065 6457	Driven Pressure Lever	63 - 29
B065 6524	Bottom Plate Lift Shaft	59 - 30
B065 6526	Lift Lever	59 - 31
B065 6538	Positioning Stopper Lever	59 - 13
B065 6545	Decal - Positioning	189 - 23
B065 6545	Decal - Positioning	59 - 8
B065 6581	Paper Tray Holder Stay	59 - 33
B065 6588	Right Support Plate	59 - 6
B065 6589	Left Support Plate	59 - 16
B065 6591	Paper Tray Holder Base	59 - 20
B065 6706	Paper Volume Sensor Bracket	55 - 9
B065 6712	End Fence Guide	57 - 7
B065 6717	Paper Volume Shield Plate	57 - 34
B065 6743	Right Bracket	57 - 22
B065 6767	Right Connecting Bracket	139 - 9
B065 6769	Lock Arm	139 - 3
B065 6774	Slidebracket	147 - 11
B065 6776	Tandem Tray Stay	147 - 14
B065 6777	Supporting Plate	147 - 1
B065 6823	Timing Belt Cover	53 - 19
B065 6830	Pulley Bracket	53 - 23
B065 6831	Sensor Bracket	53 - 13
B065 6846	Decal - Paper Set - Left	53 - 5
B065 6846	Decal - Paper Set - Left	189 - 24
B065 6859	Right Stopper	55 - 2
B065 6862	Large Lever	57 - 23
B065 6864	Small Lever	57 - 30
B065 6870	Stay -rightbase	57 - 32
B065 6872	Oil Damper Bracket	57 - 38
B065 6873	Sensor Bracket	55 - 23

Part No.	Description	Page and Index No.
B065 6874	Bracket -Paper Volumesensor	55 - 14
B065 6875	Protection -Inner Cover	55 - 5
B065 6877	Decal - Paper Set - Right	189 - 25
B065 6877	Decal - Paper Set - Right	55 - 6
B065 6881	Detector Bracket	57 - 8
B065 6884	Detector Bracket	57 - 11
B070 1307	Decal:Paper Set Direction	189 - 26
B070 1307	Decal:Paper Set Direction	15 - 36
B070 2114	Filter - Toner	141 - 9
B070 2364	Charge Corona Wire	83 - 19
B070 2365	Cleaner Motor Cover	83 - 4
B070 3115	Bushing:4mm	81 - 6
B070 6666	Left DC Motor Bracket	53 - 33
B070 6683	Lever:Release:Front	57 - 2
B070 6684	Lever:Release:Rear	57 - 14
B070 6877	Large Drum Stay Ground Plate	129 - 4
B082 6403	Decal:Power Source:Off:EXP	189 - 27
B082 6403	Decal:Power Source:Off:EXP	15 - 35
B098 1342	Hinge:Upper	15 - 4
B098 3492	Gear:Manual Feed Table	61 - 17
B098 6639	Tray Bottom Plate:Left Middle:Ass'y	53 - 10
B098 6640	Tray Bottom Plate:Left Front	53 - 9
B098 6642	Tray Bottom Plate:Left Rear	53 - 11
B098 6643	Side Fence:Tandem LCT:Left Front	53 - 8
B098 6644	Side Fence:Tandem LCT:Left Rear	53 - 15
B098 6645	Side Plate:Tandem LCT:Left Sideways	53 - 7
B098 6646	Bracket:Cover:Tandem LCT	53 - 4
B098 6647	End Fence:Auxiliary	53 - 6
B098 6649	Cover:Rear:Tandem LCT:Ass'y	53 - 16
B098 6693	Shield:Frame:Paper Bank:Upper	149 - 10
B098 6736	Side Fence:Tandem LCT:Right Front	55 - 8
B098 6738	Side Fence:Tandem LCT:Right Rear	55 - 15
B098 6739	Supporting Plate:Tandem:Right Rear	55 - 16
B101 5993	Interface Panel	129 - 2
B110 3091	Entrance Seal Ass'y	79 - 4

CÓPIA NÃO CONTROLADA

## CÓPIA NÃO CONTROLADA

Part No.	Description	Page and Index No.
B110 3777	Cover Temperature & Humidity Sensor	137 - 15
B110 4223	Electrode Plate:Thermostat:Coupling	99 - 11
B132 1226	Holder:Stand	15 - 29
B132 1463	Hinge Shaft	141 - 18
B132 1526	Door Catch	15 - 7
B132 1531	Panel:Logo	15 - 12
B132 1719	Screw:Mechanical Drive Section	49 - 19
B132 1820	Scanner Shoe Pin	47 - 3
B132 4650	Stepper Motor:Jogger:Ass'y	113 - 11
B132 4780	Stepper Motor:Reverse:Ass'y	113 - 1
B132 5925	Cover:Connector:Control Board	129 - 3
B132 6621	Paper Feed Unit:Paper Bank	67 - 1
B132 6621	Paper Feed Unit:Paper Bank	63 - 35
B132 6655	Stepper Motor:Paper Feed Unit:Ass'y	71 - 29
B132 6655	Stepper Motor:Paper Feed Unit:Ass'y	65 - 38
B132 6655	Stepper Motor:Paper Feed Unit:Ass'y	67 - 4
B132 6659	DC Solenoid:Pickup:Ass'y	63 - 17
B132 6670	DC Solenoid:Reverse:Ass'y	65 - 28
B132 6692	Slide Rail:Left:Sub-Ass'y	149 - 4
B132 6693	Slide Rail:Right:Ass'y	149 - 6
B132 6726	Bracket:Arm:Ass'y	139 - 1
B132 6742	Left Rail Bracket	147 - 3
B132 6759	DC Motor:Rise:Tandem LCT:Ass'y	139 - 6
B132 6762	DC Solenoid:Coupling:Ass'y	139 - 15
B132 6763	Bracket:Connector:Left	139 - 13
B132 6765	DC Solenoid:Lock:Ass'y	139 - 7
B132 6770	Paper Tray:Universal:DOM:Ass'y	59 - 1
B132 6783	Arm:End Fence:Lock	59 - 28
B132 6786	Decal:Paper Tray:Paper Set Direction	189 - 28
B132 6786	Decal:Paper Tray:Paper Set Direction	59 - 7
B132 6791	Plate:Side Fence	59 - 11
B132 6793	Side Fence:Front:Ass'y	59 - 14
B132 6795	Side Fence:Rear:Ass'y	59 - 27
B132 6797	Side Fence:Rear:Auxiliary	59 - 22
B132 6798	Spring Plate:Paper Tray:Earth	59 - 4

Part No.	Description	Page and Index No.
B132 7543	Base:Tandem LCT:Right	55 - 13
B132 7545	Base:Tandem LCT:Right:Welding	57 - 27
B132 7547	DC Solenoid:End Fence:Front:Ass'y	57 - 1
B132 7564	Slider:Back Fence:Left	53 - 22
B132 7571	DC Solenoid:End Fence:Rear:Ass'y	57 - 12
B132 7580	Harness - Paper Feed Unit Lower	63 - 20
B132 7581	Harness - Paper Feed Unit Upper	63 - 19
B132 7583	Harness - Joint Unit	67 - 3
B140 1173	Fusing Drive Sub-Unit Joint	119 - 14
B140 1304	Left Upper Cover	17 - 9
B140 1837	FFC Insulating Sheet	49 - 30
B140 2291	Bushing:Screw Shaft:Rear	83 - 12
B140 2292	Case:Charge Corona	83 - 28
B140 2382	Pre-Transfer Lamp Case Ass'y	87 - 21
B140 2413	Entrance Transfer Stay Ass'y	87 - 19
B140 2421	Pre-Transfer Lamp Harness Plate	87 - 18
B140 2614	Upper Front Registration Guide	69 - 7
B140 2622	Lower Front Registration Guide	69 - 8
B140 2647	Open And Close Guide Ass'y	73 - 9
B140 2660	Machine or Copier Paper Feed Cover	61 - 5
B140 2662	Magnet Catch Bracket	61 - 6
B140 2665	Paper Bank Guide Plate Ass'y	73 - 20
B140 2671	Exit Duplex Guide Ass'y	73 - 15
B140 2673	Open And Close Option Tray Exit Guide	73 - 26
B140 2675	Option Tray Guide Ass'y	73 - 23
B140 3099	Shield - Drum Front	79 - 3
B140 3100	Shield - Drum Rear	79 - 6
B140 3253	Drum Stay:Development:Upper:Peen	143 - 4
B140 4112	Right Fusing Stay	101 - 19
B140 4113	Bracket:Cover:Connector:Ass'y	97 - 9
B140 4117	Upper Fusing Cover Ass'y	97 - 7
B140 4131	Fusing Entrance Guide Plate	97 - 2
B140 4135	Fusing Entrance Guide Plate Ass'y	97 - 2
B140 4140	Lower Fusing Exit Guide	101 - 17
B140 4141	Fusing Exit Roller Holder	97 - 23

CÓPIA NÃO CONTROLADA

## CÓPIA NÃO CONTROLADA

Part No.	Description	Page and Index No.
B140 4145	Bracket:Thermostat	99 - 16
B140 4157	Drawer Bracket Ass'y	99 - 28
B140 4159	Harness Plate	99 - 29
B140 4162	Harness:Fusing Unit:NA	99 - 33
B140 4164	Harness:Fusing Unit:EU	99 - 33
B140 4167	Connector Cover Bracket	99 - 30
B140 4169	Thermostat Electrode Plate	99 - 12
B140 4170	Rear Heater Holder	99 - 25
B140 4171	Front Heater Holder	99 - 23
B140 4172	Hot Roller External Circlip	99 - 5
B140 4174	Grip:Fusing Unit:Front:Ass'y	97 - 5
B140 4179	Plate:Thermistor	99 - 17
B140 4181	Cleaning Felt Roller Ass'y	95 - 16
B140 4187	Cleaning Unit Drive Positioning Plate	95 - 15
B140 4190	Brake Spring Plate	95 - 24
B140 4191	Front Oil Supply Bushing	95 - 9
B140 4192	Inner Back:Oil Supply Bushing	95 - 39
B140 4193	Cleaning Unit Cover	95 - 13
B140 4194	Gear - 40Z	99 - 6
B140 4195	Feeler:Oil End Sensor	95 - 38
B140 4196	Inner Back Thermistor Bracket	99 - 21
B140 4197	Middle Thermistor Bracket	99 - 18
B140 4198	Fusing Cleaning Roller Bracket	101 - 12
B140 4200	Pressure Cleaning Roller Spring	101 - 9
B140 4203	Lower Fusing Cover	97 - 3
B140 4205	Pressure Oil Supply Roller Bracket	101 - 34
B140 4209	Bracket:Stopper:Ass'y	95 - 11
B140 4234	Upper Fusing Exit Guide Plate	97 - 4
B140 4254	Shaft - Turn	101 - 28
B140 4256	Pressure Release Eccentric Cam	101 - 29
B140 4258	Sensor Bracket Ass'y	101 - 32
B140 4300	Pressure Tension Spring	105 - 27
B140 4304	Gear - 21/35Z	105 - 19
B140 4306	Gear - 21/35Z	105 - 18
B140 4308	Eft Reverse Guide Plate Ass'y	107 - 4

Part No.	Description	Page and Index No.
B140 4312	Left Rise Guide Plate	145 - 6
B140 4313	Exhaust Cover Ass'y	145 - 3
B140 4320	Sensor Feeler	101 - 31
B140 4322	Gear - 21/33Z	105 - 21
B140 4325	Drive Bracket Ass'y	105 - 22
B140 4329	Front Drive Bracket Ass'y	105 - 23
B140 4336	Gear - Idler Worm Gear	105 - 24
B140 4354	Upper Exhaust Guide Plate	103 - 15
B140 4458	Exit Drawer Bracket	107 - 18
B140 4470	Protect Bracket Ass'y	103 - 7
B140 4474	Heat Insulating Plate Bracket	105 - 26
B140 4497	Harness - Paper Exit Unit Drawer	107 - 17
B140 4498	Harness - Positioning Sensor	101 - 33
B140 4640	Upper Entrance Guide Plate Ass'y	111 - 25
B140 4710	Upper Transport Guide Plate Ass'y	117 - 18
B140 4800	Exit Duplex Guide Plate	109 - 11
B140 5325	Brushless Motor DV24V/20.7W	119 - 1
B140 5491	Harness:60	51 - 2
B140 5509	Harness - Power Source BCU DRB	133 - 16
B140 5610	Harness - Scanner No.1	47 - 21
B140 5802	CNB Bracket	133 - 20
B140 5803	DRB Bracket	133 - 22
B140 5836	Ground Plate 5	129 - 5
B140 5891	Bracket:Plug:ADF	135 - 24
B140 6221	Heat Sink:Heater:Lower:Sub-Ass'y	149 - 14
B140 6225	Heat Sink:Heater:Lower:NA:Ass'y	149 - 17
B140 6226	Heat Sink:Heater:Lower:EU:Ass'y	149 - 17
B140 6339	Paper Feed Guide Plate	63 - 23
B140 6361	Paper Bank Connecting Guide Plate	67 - 2
B140 6377	Ground Plate:Reverse:Paper Feed Unit	63 - 36
B140 6378	Ground Plate:Stepper Motor:Paper Feed Unit	65 - 42
B140 6472	Joint Unit Guide Plate Ass'y	67 - 9
B181 6640	Guide Plate:Swivel:Adhesion	65 - 1
B181 6780	Link:End Fence:Paper Size Sensor:Ass'y	59 - 2
B181 6789	Link:Side Fence:Paper Size Sensor	59 - 3

## CÓPIA NÃO CONTROLADA

## CÓPIA NÃO CONTROLADA

Part No.	Description	Page and Index No.
B223 1488	Touch Panel - W-VGA M	19 - 26
B223 1518	Keytop - Blank FB	19 - 4
B223 1520	Keytop - Clear/Stop	19 - 16
B223 1521	Keytop:10key	19 - 17
B223 1528	Keytop - Copy NA	19 - 2
B223 1529	Keytop - Doc NA	19 - 3
B223 1533	Keytop:Function:NA (D052/D053/D054 Model 57)	19 - 36
B223 1534	Keytop:Copy:EU	19 - 2
B223 1535	Keytop:Doc:EU	19 - 3
B223 1540	Keytop:10key:NA	19 - 17
B223 1541	Keytop - 10key AA	19 - 17
B234 1378	Decal - Total Counter	15 - 21
B234 1378	Decal - Total Counter	189 - 29
B234 2123	Cushion - Wire	83 - 22
B234 2270	LED Array	85 - 4
B234 2270	LED Array	87 - 22
B234 2279	Density Sensor P	89 - 21
B234 3892	Decal - Lever Release Transfer	15 - 16
B234 3892	Decal - Lever Release Transfer	189 - 30
B234 5563	PCB DDR-DIMM 128MB	131 - 15
B234 6690	Plate:Paper	55 - 7
B234 8510	Decal:Size Indication:Multi-Language:C3	189 - 31
B234 8510	Decal:Size Indication:Multi-Language:C3	15 - 34
B238 1470	PCB OP-R	19 - 13
B238 1475	PCB OP-L	19 - 12
B238 1480	Harness - OP-R 10p	19 - 15
B238 1481	Harness - OP-R 13p	19 - 14
B238 1484	Harness - Invertor	19 - 34
B238 1485	LCD STN W-VGA	19 - 28
B238 1486	Invertor STN	19 - 33
B238 1487	Cable FFC LCD	19 - 27
B238 1504	Keytop - Start	19 - 19
B238 1506	Keytop - Try Print	19 - 20
B238 1509	Keytop - Interrupt	19 - 21
B238 1511	Keytop - Counter	19 - 9

Part No.	Description	Page and Index No.
B238 1521	Dial	19 - 5
B238 1522	Cover:Volume:Lower	19 - 6
B238 1533	Insulator	19 - 32
B238 1534	LCD Spacer A	19 - 29
B238 1535	LCD Spacer B	19 - 30
B238 1547	Spacer - Keytop	19 - 8
B238 1549	Keytop - Power Source	19 - 24
B238 1550	Keytop - Login	19 - 23
B238 1552	Keytop - Kantan	19 - 22
B238 1557	Shadeing Plate - Touch Panel	19 - 25
B238 1583	Keytop - Clear Modes	19 - 18
B238 5720	ASIC:Shaker5.5	181 - 1
B246 1233	Ozone Filter:Front	17 - 23
B246 1234	Ozone Filter:Rear	17 - 22
B246 1305	Cover:Rear Upper:NA	17 - 21
B246 1404	Operation Sub-Unit:M-C3:Basic:NA:Ass'y	19 - 1
B246 1406	Operation Sub-Unit:Basic:EU	19 - 1
B246 1460	PCB:M-C3:LCDC:AWN/AA:Ass'y	19 - 35
B246 1775	Scale:Sheet Through:NA	43 - 10
B246 1779	Decal:Scale:NA	189 - 44
B246 1779	Decal:Scale:NA	43 - 18
B246 1835	Heater:120V:9W	43 - 9
B246 1836	Heater:230V:9W	43 - 9
B246 2261	PCU:Lower:NA	85 - 18
B246 3342	Decal:Toner:Supply:Operation Sub-Unit:EXP	189 - 32
B246 3342	Decal:Toner:Supply:Operation Sub-Unit:EXP	15 - 31
B246 3345	Decal:Toner:Supply:Operation Sub-Unit:DEU	189 - 32
B246 3345	Decal:Toner:Supply:Operation Sub-Unit:DEU	15 - 31
B246 3346	Decal:Toner:Supply:Operation Sub-Unit:FRA	189 - 32
B246 3346	Decal:Toner:Supply:Operation Sub-Unit:FRA	15 - 31
B246 3347	Decal:Toner:Supply:Operation Sub-Unit:ITA	189 - 32
B246 3347	Decal:Toner:Supply:Operation Sub-Unit:ITA	15 - 31
B246 3348	Decal:Toner:Supply:Operation Sub-Unit:ESP	189 - 32
B246 3348	Decal:Toner:Supply:Operation Sub-Unit:ESP	15 - 31
B246 3841	Heater:120V	143 - 11

## CÓPIA NÃO CONTROLADA

## CÓPIA NÃO CONTROLADA

Part No.	Description	Page and Index No.
B246 3843	Heater:240V	143 - 11
B246 3854	Transfer Unit	91 - 22
B246 4266	Inner Cover	95 - 4
B246 4311	Guide Plate:Exit:Exit:Upper	145 - 2
B246 5615	Harness:AC Power Supply:Main:NA	135 - 10
B246 5617	Harness:AC Power Supply:Main:EU	135 - 10
B246 5623	Harness:AC Power Supply:CTL-PSU:EU	127 - 8
B246 5650	Harness:Scanner Unit	45 - 13
B246 5677	Power Supply Cord:EU	137 - 11
B246 5898	Holder:Power Supply Unit:NA	137 - 21
B246 6605	Tandem LCT:Right:Letter	55 - 1
B246 6615	Tandem LCT:Left:Letter	53 - 3
B246 9510	OPC Drum: MT-C3	85 - 17
B246 9590	NVRAM	129 - 10
B247 1024	Brushless Motor DC24V/24W	119 - 19
B247 1027	Tension Spring:7.75N	119 - 8
B247 1028	Stepper Motor:MM56x54:DC 36W	119 - 2
B247 1084	Guide Plate:Positioning Pin:Duplex:Ass'y	121 - 20
B247 1095	Sirocco Fan Motor DC24V/8W	133 - 5
B247 1110	Brushless Motor DC24V/25W	121 - 19
B247 1122	Bracket:Tightener:Ass'y	121 - 18
B247 1123	Screw:M5x10	121 - 30
B247 1133	Base:Stepper Motor:Ass'y	119 - 7
B247 1136	Shaft:Fusing Drive Sub-Unit	119 - 12
B247 1140	Drum Shaft:Ass'y	121 - 9
B247 1149	Joint:Transfer Drive:Ass'y	121 - 26
B247 1154	Electrode Plate:Drum Shaft:Ass'y	121 - 6
B247 1157	Bracket:Toner Recycling:Ass'y	119 - 15
B247 1166	Shaft:Drive:Duplex:Ass'y	119 - 22
B247 1223	Hinge:Lower:Ass'y	15 - 9
B247 1224	Front Door Ass'y	15 - 6
B247 1237	Exhaust Duct Cover	17 - 25
B247 1305	Cover - Rear Upper	17 - 21
B247 1306	Capaciter Louver	17 - 17
B247 1308	Cover - Rear Lower	17 - 26

Part No.	Description	Page and Index No.
B247 1312	Inner Cover - Operation Panel	17 - 13
B247 1313	Inner Cover	15 - 17
B247 1314	Inner Cover - Right Lower	15 - 23
B247 1315	Inner Cover - Main Switch	15 - 14
B247 1316	Inner Cover - Fusing Unit Upper	15 - 15
B247 1325	Cover - Main Switch	15 - 8
B247 1332	Louver Filter	17 - 19
B247 1354	Seal - Duct Cover	17 - 20
B247 1361	Decal:Misfeed Removal:Main	15 - 2
B247 1361	Decal:Misfeed Removal:Main	189 - 33
B247 1431	Lens - Front	19 - 7
B247 1441	Sheet:Data:Display:MT-C3:NA	15 - 39
B247 1447	Keytop:Printer:M-C3:NA (D052/D053/D054 Model 57)	19 - 36
B247 1448	Keytop:Scanner:M-C3:NA (D052/D053/D054 Model 57)	19 - 36
B247 1449	Keytop:Touroku:M-C3:NA (D052/D053/D054 Model 57)	19 - 36
B247 1457	Keytop:Printer:M-C3:EU (D052/D053/D054 Model 68/69)	19 - 37
B247 1458	Keytop:Scanner:M-C3:EU (D052/D053/D054 Model 68/69)	19 - 37
B247 1461	PCB:LCDC:NA	19 - 35
B247 1462	PCB:LCDC:EU	19 - 35
B247 1471	Sheet:Data:Display:MT-C3:EU	15 - 39
B247 1475	Bracket:LCDC:M-C3:EU:Ass'y	19 - 31
B247 1680	Pulley:Idler:Peen	49 - 18
B247 1691	Cover - Polygon Mirror Motor	45 - 1
B247 1701	Tension Spring	49 - 17
B247 1711	Shaft:Drive	49 - 24
B247 1715	Drive Were:Scanner	49 - 5
B247 1721	Lens Unit	45 - 6
B247 1732	Carriage:No.1:Ass'y	47 - 19
B247 1747	Invertor:Xenon Lamp	47 - 23
B247 1748	Base:Connecting	47 - 22

## CÓPIA NÃO CONTROLADA

## CÓPIA NÃO CONTROLADA

Part No.	Description	Page and Index No.
B247 1751	Carriage:No.2:Ass'y	47 - 8
B247 1752	Base:Carriage:No.2:Peen	47 - 25
B247 1753	Adjusting Pin:Carriage:No.2:Peen	47 - 7
B247 1776	Scale - Sheet Through	43 - 10
B247 1778	Decal:Scale	189 - 44
B247 1778	Decal:Scale	43 - 18
B247 1788	Scale - Rear	43 - 15
B247 1859	Laser Diode Unit	51 - 6
B247 2010	Charge Corona Unit	83 - 3
B247 2260	PCU Unit - Lower	85 - 18
B247 2270	PCU Unit - Upper	85 - 8
B247 2271	Electric Potential Sensor	85 - 6
B247 2295	Cushion - Spacer	83 - 11
B247 2314	Bracket:Blade:Ass'y	89 - 12
B247 2322	Agitator:Ass'y	87 - 2
B247 2326	Toner Collection Coil	87 - 1
B247 2330	Brush Roller:Cleaning	87 - 7
B247 2342	Shaft:Pickoff Pawl:Swivel	89 - 17
B247 2344	Bracket:Idler:Pickoff Pawl:Ass'y	89 - 26
B247 2353	Bracket:Swivel:Blade:Ass'y	87 - 16
B247 2366	Shaft:Brush Roller:Front:Ass'y	87 - 8
B247 2377	Shaft:Connecting:Toner Recycling	85 - 14
B247 2395	Toner Recycling Ass'y	85 - 19
B247 2410	Drum Shaft Knob	83 - 1
B247 2496	Harness - PCU	143 - 21
B247 2497	Harness:PCU:Lower	89 - 20
B247 2600	Side Plate:Paper Feed:Rear:Peen	73 - 35
B247 2605	Side Plate:Paper Feed:Front:Peen	73 - 33
B247 2611	Lower Registration Guide	71 - 7
B247 2623	Registration Roller:Upper:Press Fit	71 - 6
B247 2627	Registration Roller - Lower	71 - 5
B247 2642	Lock Shaft	73 - 5
B247 2643	Transport Roller:Right:Driven:Ass'y	73 - 19
B247 2644	Rear Lock Spring	73 - 8
B247 2655	DC Solenoid 24V/16.5W	73 - 30

Part No.	Description	Page and Index No.
B247 2669	Exit Roller Spring	73 - 17
B247 2678	Duplex Exit Roller	73 - 18
B247 2690	DC Solenoid 24V	69 - 20
B247 2699	Stay:Reverse Roller:Peen	71 - 18
B247 2700	Stay:Reverse:Ass'y	71 - 8
B247 2702	Friction Pad - B	71 - 9
B247 2721	Guide Plate:Manual Feed:Peen	61 - 4
B247 2730	Manual Feed Table:Ass'y	61 - 8
B247 2738	Support Stay:Manual Feed:Front:Ass'y	61 - 14
B247 2740	Support Stay:Manual Feed:Rear:Ass'y	61 - 15
B247 2745	Paper Size Sensor	61 - 18
B247 2754	Bracket:Tightener:Peen	73 - 31
B247 2764	Harness:Manual Feed Unit:Ass'y	73 - 27
B247 3050	Development Unit	79 - 1
B247 3161	Classification Ass'y	77 - 1
B247 3175	Bushing 8x14x8	77 - 23
B247 3176	Boss:Bearing:Agitator:Press Fit	77 - 6
B247 3200	Toner Supply Unit:Ass'y	77 - 18
B247 3258	Toner Catchpan Bottle	75 - 32
B247 3271	Contact Point Stay - Lower	75 - 31
B247 3273	Contact Point Stay - Upper	75 - 28
B247 3290	Inner Cover Ass'y	15 - 24
B247 3306	Bottle:Drive:Unit	75 - 1
B247 3311	Bracket:Turn:Toner Bottle:Sub-Ass'y	75 - 6
B247 3316	Bracket:Hinge:Open And Close:Ass'y	75 - 29
B247 3330	Spring	75 - 27
B247 3331	Screw	75 - 21
B247 3332	Shaft:Idler:Drive:Toner Bottle	75 - 5
B247 3340	Filter:Development	79 - 17
B247 3340	Filter:Development	85 - 9
B247 3345	Shaft:Chuck	75 - 23
B247 3559	Base:Discharge Used Toner:Ass'y	123 - 21
B247 3570	Transport Screw:Discharge Used Toner:Ass'y	123 - 16
B247 3590	Shaft:Idler:Discharge Used Toner	123 - 9
B247 3604	Shaft:Discharge Used Toner:Classification:Ass'y	123 - 38

CÓPIA NÃO CONTROLADA

## CÓPIA NÃO CONTROLADA

Part No.	Description	Page and Index No.
B247 3609	Shaft:Discharge Used Toner:Long:Ass'y	123 - 7
B247 3641	Transport Screw:Discharge Used Toner: Classification:Ass'y	123 - 33
B247 3652	Shielding Plate:Discharge Used Toner:Transfer	123 - 28
B247 3670	Transport Screw:Used Toner:Unit	123 - 37
B247 3720	Transport Screw	77 - 7
B247 3815	Channel:Lengthwise:Middle Front:Ass'y	143 - 24
B247 3820	Positioning Plate:Transfer Unit:Ass'y	143 - 13
B247 3827	Handle Stay	143 - 25
B247 3866	Drive Roller	91 - 6
B247 3870	Bias Roller	91 - 9
B247 3911	Toner Collection Coil	93 - 10
B247 3914	Agitator	93 - 13
B247 3925	Cleaning Roller	93 - 8
B247 3961	Shaft - On-Off	93 - 6
B247 3965	Lever Shaft	93 - 3
B247 3966	DC Solenoid 24V	93 - 21
B247 3976	Harness - Transfer Unit	93 - 27
B247 3980	Electrode:Bias	91 - 15
B247 4080	Stripper Pawls:Open And Close:Ass'y	97 - 19
B247 4083	Shaft:Release:Stripper Pawls	97 - 22
B247 4097	Cleaning Unit:Hot Roller:Ass'y	95 - 7
B247 4101	Side Plate:Fusing:Front:Ass'y	101 - 5
B247 4105	Side Plate:Fusing:Rear:Ass'y	101 - 20
B247 4128	Housing:Thermostat:EXP	99 - 13
B247 4131	Lever:Release:Front:Ass'y	101 - 2
B247 4142	Upper Stay	99 - 22
B247 4147	Lever:Release:Pressure:Rear:Ass'y	101 - 24
B247 4149	Harness - Front	99 - 15
B247 4168	Positioning Plate:Fusing Unit:Ass'y	143 - 23
B247 4188	Bracket:Drive:Ass'y	95 - 25
B247 4231	Lever:Rear:Ass'y	101 - 23
B247 4234	Gear:Stopper:Oil Supply Roller	95 - 35
B247 4235	Gear:Idler:Cleaning Unit	95 - 33
B247 4239	Shaft:Drive:Oil Supply Roller:Ass'y	95 - 18

Part No.	Description	Page and Index No.
B247 4242	Shaft:Drive:Rolling:Ass'y	95 - 17
B247 4244	Gear:Z23:Oil Supply Roller	95 - 31
B247 4247	Screw:Slider	97 - 14
B247 4258	Grip - Fusing/Paper Exit Unit	103 - 1
B247 4259	Lock Lever	103 - 4
B247 4260	Shaft:Contact Point:Lever	103 - 3
B247 4263	Bracket:Shaft:Lock:Ass'y	145 - 7
B247 4264	Gear:Pressure	101 - 30
B247 4273	Cover - Exit Grip	103 - 8
B247 4315	Tightener:Exit:Ass'y	107 - 19
B247 4317	Gear:Swivel:Ass'y	105 - 20
B247 4323	Lever:Front:Ass'y	101 - 3
B247 4324	Stepper Motor DC3.4V	105 - 25
B247 4361	Shaft:Grip:Guide Plate	103 - 19
B247 4378	Roller:Decura:Driven:Ass'y	103 - 28
B247 4381	Shaft:Contact Point:Ass'y	103 - 30
B247 4400	Bracket:Swivel:Ass'y	107 - 15
B247 4403	Lock Spring	107 - 20
B247 4415	DC Solenoid 24V	105 - 2
B247 4421	Shaft:Pressure:Guide Plate:Ass'y	107 - 9
B247 4438	Roller:Decura:Entrance	105 - 13
B247 4439	Roller:Decura:Exit	105 - 12
B247 4440	Slide Rail:Fusing/Paper Exit Unit:Left:Ass'y	145 - 5
B247 4454	Tension Spring	107 - 21
B247 4455	Compression Spring	103 - 10
B247 4456	Spring - Lower Exit Roller	107 - 10
B247 4460	Exit Roller:Drive:Exit	107 - 3
B247 4463	Reverse Roller:Drive	105 - 5
B247 4487	Washer:DIA6.3xDIA18x1	107 - 24
B247 4500	Duplex Unit	109 - 15
B247 4590	Harness - Duplex	109 - 19
B247 4591	Right Duplex Rail	145 - 17
B247 4594	Roller:Reversal:Driven	113 - 24
B247 4615	Spacer	111 - 13
B247 4620	Side Plate:Rear:Reverse Unit:Ass'y	111 - 18

CÓPIA NÃO CONTROLADA



## CÓPIA NÃO CONTROLADA

Part No.	Description	Page and Index No.
B247 4624	Roller:Driven:Duplex	111 - 8
B247 4645	Gate Pawl:Reverse	111 - 15
B247 4655	Bracket:Reversal:Driven:Ass'y	113 - 25
B247 4673	Shaft:Lever:Release	109 - 4
B247 4674	Release Grip	109 - 3
B247 4740	DC Solenoid 24V	117 - 27
B247 4745	DC Solenoid 24V	113 - 5
B247 4785	Stepper Motor:DC5.12V 3.1W	113 - 6
B247 4799	Inner Cover	109 - 1
B247 4810	Bracket:Motor:Reverse:Ass'y	113 - 2
B247 4812	Roller:Transport:Driven:Left:Right	115 - 9
B247 4813	Roller:Reversal:Drive	115 - 11
B247 4815	Compression Spring	111 - 20
B247 4816	Tension Spring	111 - 12
B247 4817	Compression Spring	111 - 6
B247 4818	Reverse Roller:Entrance	111 - 17
B247 4820	Bracket:Jogger:Ass'y	117 - 28
B247 4825	Roller:Drive:Left	115 - 12
B247 4835	Rail:Left:Machine or Copier:Ass'y	145 - 10
B247 4980	Harness:Duplex Unit:32Pin	117 - 24
B247 5077	PCB:PFC	137 - 20
B247 5105	SD-Card Copy	129 - 8
B247 5112	PCB Control Board	181 - *
B247 5112	PCB Control Board	129 - 9
B247 5115	Flash Memory:BIOS:MT-C3:AX2	181 - 2
B247 5132	PCB PFC 3Way	137 - 3
B247 5141	PCB:Image Processing Unit:Basic:Martini-C3	167 - *
B247 5141	PCB:Image Processing Unit:Basic:Martini-C3	131 - 2
B247 5180	PCB SDRB	49 - 13
B247 5185	PCB DRB	133 - 21
B247 5195	PCB VIB	45 - 15
B247 5205	PCB:March3_2nd	131 - 14
B247 5227	HDD:Hitachi:80GB:Path2:Pata	127 - 7
B247 5230	PCB CNB	133 - 18
B247 5310	Toner Density Sensor	79 - 10

Part No.	Description	Page and Index No.
B247 5311	Toner End Sensor:Ass'y	77 - 11
B247 5312	DC Motor:Toner Bottle:DC24V 5.85W	75 - 4
B247 5401	Cable - LVDC SBU	45 - 12
B247 5403	Cable - LVDS LDB	51 - 1
B247 5405	Harness - LCDC	45 - 14
B247 5416	Harness - Upper	125 - 1
B247 5417	Harness - Left	125 - 5
B247 5418	Harness - Duplex Exit	135 - 8
B247 5420	Harness - CNB Upper	133 - 19
B247 5421	Harness - Safety Switch	133 - 17
B247 5430	Harness - Switch:Laser Diode	141 - 1
B247 5437	Harness - Laser Diode Control	51 - 5
B247 5451	Harness - IPU BCU	131 - 8
B247 5452	Harness - SBU	131 - 3
B247 5453	Harness - Sync Detector	131 - 6
B247 5454	Harness - LDB	131 - 5
B247 5455	Harness - CIS	131 - 4
B247 5456	Harness - LDB Power Source	131 - 7
B247 5457	Harness - MB Operation Panel	131 - 13
B247 5460	Harness - PWRCTL	127 - 9
B247 5461	Harness - PWRCTL	137 - 14
B247 5471	Harness:FFC:SBU:15Wick:120mm	45 - 7
B247 5472	Harness:FFC:SBU:40Wick:120mm	45 - 8
B247 5477	Harness - Laser Diode Unit	51 - 4
B247 5483	Harness - Bank Safety Switch	137 - 2
B247 5500	Harness - DC PSU CNB BCU	133 - 15
B247 5502	Harness - DC Power Supply PFC	137 - 8
B247 5515	Harness - DC Power Supply MB	127 - 11
B247 5516	Harness - DC PCU	127 - 10
B247 5551	Harness - HDD Power Source	127 - 5
B247 5552	Harness:HDD:IDE:Ass'y	127 - 6
B247 5601	Harness - Bank Dehumidifier	137 - 10
B247 5622	Harness - AC Power Supply CTL-PSU	127 - 8
B247 5700	Harness:Bank:Rear:Three Way	139 - 10
B247 5701	Harness - Bank Front 3Way	137 - 1

CÓPIA NÃO CONTROLADA

## CÓPIA NÃO CONTROLADA

Part No.	Description	Page and Index No.
B247 5709	Harness:Bank:Rear:Three Way	139 - 16
B247 5711	BCU Bracket	125 - 4
B247 5712	Hinge Bracket - Lower	135 - 18
B247 5715	Main Switch Bracket	141 - 6
B247 5822	Guide Plate:Cover:Rear Upper	137 - 19
B247 5823	Control Unit Hinge - Upper	127 - 15
B247 5824	Control Unit Hinge - Lower	127 - 16
B247 5825	Upper Arm	135 - 25
B247 5826	Lower Arm	137 - 13
B247 5827	Hinge Stay - Upper	135 - 13
B247 5828	Bracket:Ground Plate:Power Supply Unit	137 - 18
B247 5834	HDD Bracket	127 - 2
B247 5835	HDD Stay	127 - 1
B247 5836	Insulating Sheet - HDD	131 - 11
B247 5837	Insulating Sheet - Power Source	131 - 12
B247 5862	IPU Bracket	131 - 1
B247 5863	Harness Bracket	131 - 17
B247 5864	Cover - Image Processing Unit	131 - 16
B247 5868	Cover - HDD	131 - 18
B247 5869	Cover - CSS	129 - 14
B247 5874	Holder:Power Pack:C3	135 - 7
B247 5878	Duct Bracket - Lower	127 - 14
B247 5879	Cover - SD-Card	129 - 1
B247 5881	Cover - Fax	129 - 12
B247 5882	Cover - 1ch	129 - 13
B247 5883	Cover 2ch	129 - 7
B247 5884	Connector Side Plate Bracket	131 - 19
B247 5889	Bracket - Mother Board HDD	131 - 9
B247 5890	Bracket:Total Counter	143 - 8
B247 5891	Bracket - Mother Board PSU	131 - 10
B247 6174	Bracket:Positioning:Paper Tray:Ass'y	149 - 12
B247 6177	Bracket - Paper Size Sensor	149 - 1
B247 6184	Inner Cover	15 - 27
B247 6252	Slide Rail - Right	147 - 13
B247 6254	Slide Rail - Left	147 - 6

Part No.	Description	Page and Index No.
B247 6421	Transport Unit:Vertical Transport:Ass'y	67 - 18
B247 6426	Lever:Release:Vertical Transport	67 - 13
B247 6430	Cover:Release:Vertical Transport	67 - 11
B247 6603	Tandem LCT Unit - Left	53 - 3
B247 6605	Tandem LCT:Right:Ass'y	55 - 1
B247 6624	Back Fence - Left	53 - 18
B247 6630	Cover - Tandem LCT	53 - 1
B247 6632	Paper Tray Cover - Long	59 - 34
B247 6633	Paper Tray Cover - Short	59 - 35
B247 6634	Grip - Paper Tray Cover	53 - 39
B247 6634	Grip - Paper Tray Cover	59 - 5
B247 6672	Guide:Interlock:Tandem LCT	55 - 20
B247 6694	Pulley:Drive Were:Ass'y	57 - 19
B247 6695	Guide:Misfeed Removal:Paper Tray	59 - 32
B247 6695	Guide:Misfeed Removal:Paper Tray	55 - 19
B247 6701	Harness - Tandem LCT Left	53 - 26
B247 6703	Harness - Tandem LCT Right	57 - 21
B247 6713	End Fence - Front	57 - 6
B247 6714	End Fence - Rear	57 - 10
B247 6745	Inner Cover - Tandem LCT	55 - 4
B247 6753	Lock Spring - Large	139 - 5
B247 6754	Lock Spring - Small	139 - 4
B247 6755	Tension Spring - 10N	53 - 31
B247 6783	Base:Slide Rail:No.3:Peen	149 - 5
B247 6792	Base:Slide Rail:Tandem LCT:Peen	147 - 4
B247 6800	Harness - Paper Size Sensor	149 - 16
B247 6811	Side Plate:Tandem LCT:Right Rear:Ass'y	57 - 13
B247 6950	Shaft:Slider:Back Fence	53 - 21
B247 6951	Bracket:Pulley:Driven:Ass'y	53 - 32
B247 6955	Side Plate:Tandem LCT:Front Right:Ass'y	57 - 35
B247 6958	Shaft:Drive:Tray Bottom Plate:Right:Press Fit	57 - 18
B247 6970	Base:Tandem LCT:Left:Ass'y	53 - 38
B247 6982	Stepped Screw - M5	67 - 24
B247 7000	Sadf:DOM:Rohs:Ass'y	21 - 9
B247 8701	Stand:Auxiliary:Ass'y	15 - 3

CÓPIA NÃO CONTROLADA

## CÓPIA NÃO CONTROLADA

Part No.	Description	Page and Index No.
B249 5879	Holder:Power Supply Unit:M-C3	137 - 21
B301 1136	Spring Plate - 0.4mm	41 - 6
B301 1286	Bushing - 6x10x6	25 - 21
B301 2141	Pulley - 39Z	37 - 31
B361 8533	Sheet:User Cautions:DHCP	15 - 40
B475 6855	Shield:Tandem LCT:Rear Right	55 - 17
B477 1111	Front Side Plate	41 - 1
B477 1121	Rear Side Plate	41 - 2
B477 1131	Front Scanning Bracket	31 - 5
B477 1141	Rear Scanning Bracket	31 - 12
B477 1152	Stay:Frame:Left	41 - 7
B477 1161	Right Frame Stay	41 - 11
B477 1171	Arm Shaft	41 - 4
B477 1181	Sensor Bracket	41 - 15
B477 1185	Sensor Feeler	41 - 13
B477 1191	Front Left Stopper	31 - 1
B477 1561	Hinge:Left:Ass'y	41 - 9
B477 1571	Hinge:Right:Ass'y	41 - 12
B477 1738	Original Table:Face Front:Printing	23 - 20
B477 1759	Original Table:Behind	23 - 27
B477 1761	Original Table Stopper	23 - 26
B477 1765	Spring Plate - Original Table Stopp	23 - 25
B477 1791	Paper Feed Cover	27 - 8
B477 1821	Paper Feed Cover Grip	27 - 10
B477 1825	Paper Feed Release Lever	27 - 5
B477 1831	Grip Shaft	27 - 7
B477 1841	Front Cover Bracket	27 - 2
B477 1851	Rear Cover Bracket	27 - 4
B477 1861	Exit Cover	21 - 5
B477 1891	Front Cover	21 - 1
B477 1912	Rear Cover	21 - 7
B477 1922	Lower Cover	21 - 3
B477 2111	Pull Out Roller	29 - 14
B477 2121	Drive Relay Roller	29 - 16
B477 2131	Inverter Roller Stay	33 - 13

Part No.	Description	Page and Index No.
B477 2141	Lower Paper Feed Guide	29 - 23
B477 2145	Guide Bracket	29 - 2
B477 2146	Discharge Brush:Separation:Lower	29 - 22
B477 2151	Separation Cap	29 - 24
B477 2161	Lower Grounding Plate	29 - 25
B477 2172	Front Entrance Guide	25 - 17
B477 2182	Rear Entrance Guide	25 - 10
B477 2191	Separation Shaft	25 - 14
B477 2222	Pick-up Roller Bracket	25 - 3
B477 2225	Pick-up Roller	25 - 6
B477 2227	Pickup Roller:Coupling	25 - 28
B477 2231	Pick-up Roller Lever	25 - 9
B477 2244	Stopper:Shaft:Separation	37 - 12
B477 2256	Base:Original Table	23 - 8
B477 2263	Cushion	23 - 9
B477 2264	Base Cushion Sheet	23 - 16
B477 2272	Table Side Fence	23 - 1
B477 2281	Original Sensor Bracket	23 - 11
B477 2286	Original Sensor Feeler Stud	23 - 7
B477 2290	Stay:Original Table:Ass'y	23 - 23
B477 2322	Base Lift Shaft	23 - 13
B477 2323	Base Lift Lever	23 - 12
B477 2333	Motor Bracket Cushion	41 - 3
B477 2333	Motor Bracket Cushion	39 - 36
B477 2334	Bracket:Motor:Base	39 - 29
B477 2342	Guide:Paper Feed:Upper	27 - 26
B477 2351	Driven Pull Out Roller	27 - 21
B477 2361	Pull Out Roller Bracket	27 - 12
B477 2372	Driven Paper Feed Roller	27 - 24
B477 2373	Relay Roller Arm	27 - 23
B477 2382	Paper Size Sensor Bracket	27 - 18
B477 2391	Paper Feed Grounding Plate	27 - 14
B477 2421	Drive Scanning Roller	31 - 11
B477 2425	Front Scanning Roller Arm	31 - 10
B477 2431	Front Scanning Arm	31 - 9

CÓPIA NÃO CONTROLADA

## CÓPIA NÃO CONTROLADA

Part No.	Description	Page and Index No.
B477 2441	Exit Cis Roller	33 - 15
B477 2451	Rear Lever Shaft - Misffed Removal	31 - 14
B477 2455	Front Lock Hook - CIS	31 - 17
B477 2474	Discharge Brush	29 - 19
B477 2480	Upper Exit Scanning Guide Plate	31 - 21
B477 2487	Upper Exit Scanning Sheet	31 - 22
B477 2491	Anti-Static Brush	31 - 20
B477 2495	Paper Feed Sensor Bracket	31 - 18
B477 2511	Scanning Roller	31 - 8
B477 2517	Scanning Guide Plate	31 - 6
B477 2518	Discharge Brush	31 - 15
B477 2521	Scanning Roller Cover	31 - 23
B477 2561	Entrance Scanning Base	29 - 10
B477 2574	Arm:Roller:Scanning:Entrance	29 - 8
B477 2575	Entrance Scanning Roller Shaft	29 - 7
B477 2577	Driven Entrance Scanning Roller	29 - 4
B477 2581	Entrance Scanning Guide	29 - 1
B477 2611	Lower Exit	35 - 14
B477 2622	Discharge Brush:L11	33 - 2
B477 2622	Discharge Brush:L11	35 - 12
B477 2631	Lower Exit Guide Plate	35 - 4
B477 2636	Driven Exit Scanning Roller	35 - 6
B477 2637	Driven Exit Arm	35 - 8
B477 2641	Long Arm Shaft	35 - 3
B477 2645	Short Arm Shaft	35 - 5
B477 2651	Back Scanning Roller	35 - 11
B477 2653	Bushing - 6mm	35 - 9
B477 2661	Back Scanning Positioning Pin	35 - 2
B477 2665	Registration Sensor Bracket	29 - 18
B477 2682	Cis Sheet Bracket	33 - 8
B477 2683	Cis Sheet	33 - 7
B477 2715	Pressure Plate Tape	21 - 4
B477 2715	Pressure Plate Tape	35 - 13
B477 2721	Pressure Plate:Ass'y	21 - 2
B477 2811	Drive Exit Roller	33 - 16

Part No.	Description	Page and Index No.
B477 2820	Upper Exit Guide Plate	33 - 17
B477 2826	Discharge Brush:Exit	33 - 18
B477 2841	Lower Exit Guide	35 - 23
B477 2851	Lower Exit Guide Plate Sheet	35 - 22
B477 2861	Driven Exit Roller	35 - 19
B477 2872	Exit Arm	35 - 20
B477 2875	Exit Shaft	35 - 24
B477 2881	Guide Plate Bracket	35 - 15
B477 2882	Discharge Brush:Guide Plate	31 - 13
B477 2882	Discharge Brush:Guide Plate	35 - 16
B477 3111	Paper Feed Motor Bracket	37 - 3
B477 3115	Paper Feed Motor Stay	37 - 2
B477 3123	Gear - 24Z	37 - 11
B477 3124	Shaft:Separation:Drive	37 - 10
B477 3131	Reverse Roller Shaft	33 - 12
B477 3141	Gear - 23Z	37 - 22
B477 3143	Gear - 20Z	37 - 24
B477 3145	Pulley	37 - 18
B477 3151	Gear - 31Z	37 - 7
B477 3161	Gear - 37Z	37 - 6
B477 3163	Gear - 50Z	37 - 5
B477 3171	Pulley	37 - 30
B477 3173	Pulley	37 - 27
B477 3175	Pulley	39 - 33
B477 3177	Pulley	37 - 26
B477 3181	Paper Feed Drive Bracket	37 - 19
B477 3211	Scanning Motor Bracket	39 - 15
B477 3215	Scanning Motor Stay	39 - 14
B477 3217	Pulley	39 - 17
B477 3236	Tension:Peen	39 - 35
B477 3241	Gear - 21Z	35 - 1
B477 3243	Pulley	33 - 5
B477 3245	Pulley	33 - 3
B477 3251	Pick-up Roller Cam	37 - 21
B477 3711	Paper Feed Motor - DC 7.4W	37 - 1

## CÓPIA NÃO CONTROLADA

## CÓPIA NÃO CONTROLADA

Part No.	Description	Page and Index No.
B477 3721	Scanning Motor- DC 7.4W	39 - 13
B477 3731	Exit Motor - DC 3.9W	39 - 11
B477 3933	Cis Invertor Bracket	33 - 6
B477 4111	Spring	27 - 20
B477 4113	Spring	27 - 25
B477 4115	Spring	29 - 3
B477 4117	Spring	27 - 6
B477 4121	Spring	31 - 3
B477 4123	Spring	31 - 4
B477 4125	Spring	31 - 16
B477 4127	Exit Arm Spring	35 - 7
B477 4129	Spring - 12N	35 - 10
B477 4131	Spring	35 - 18
B477 4132	Spring	35 - 21
B477 4141	Spring - 12.6N	39 - 31
B477 4352	Decal - Misfeed Removal	27 - 9
B477 4352	Decal - Misfeed Removal	189 - 34
B477 4362	Decal - Misfeed Removal - Exit	189 - 35
B477 4362	Decal - Misfeed Removal - Exit	21 - 11
B477 4371	Decal - Cleaning	15 - 38
B477 4371	Decal - Cleaning	189 - 43
B477 4381	Caution Decal -CIS	189 - 36
B477 4381	Caution Decal -CIS	21 - 12
B477 4391	Decal - Exposure Glass Cleaning	17 - 11
B477 4391	Decal - Exposure Glass Cleaning	189 - 37
B477 4431	Decal - Original Table	189 - 39
B477 4431	Decal - Original Table	21 - 8
B477 4915	Sound Proofing Material:Cover:Paper Feed	27 - 3
B477 4916	Sound Proofing Material:Cover:Rear	21 - 6
B477 4921	Clamp	41 - 8
B477 5521	Spacer:PCB	39 - 37
B477 5585	PCB:ADF:Ass'y	39 - 8
B477 5602	Harness:Registration Sensor:Unit	39 - 2
B477 5611	Detection Sensor Harness	39 - 4
B477 5625	Harness:Sensor:Original Sensor	39 - 5

Part No.	Description	Page and Index No.
B477 5631	Original Table Harness	23 - 29
B477 5651	Paper Size Relay Harness	27 - 15
B477 5671	Registration Relay Harness	27 - 27
B477 5681	Registration Sensor Relay Harness	29 - 26
B477 5691	Paper Feed Motor Harness	39 - 9
B477 5711	Pick-up Motor Harness	39 - 7
B477 5721	Cis Harness	39 - 10
B477 5736	Harness:ADF-CIS:Control - DC	39 - 6
B477 5743	Harness:Connecting:Sensor:Original	23 - 17
B477 5744	Harness:Connecting:Sensor:Base	23 - 30
B477 5751	Interface Harness	39 - 1
B477 5765	Harness:Cis:LVDS	39 - 3
B477 5860	Contact Image Sensor:600DPI:Ass'y	33 - 14
B622 5874	Rail:Fax Control Unit	129 - 11
B652 1613	Timing Belt:B60S2M212	37 - 17
B652 1643	Timing Belt:B40S3M186	37 - 23
B652 1673	Timing Belt:B40S3M180	37 - 29
B652 1674	Timing Belt:B40S2M170	37 - 28
B652 1773	Timing Belt:B40S2M178	37 - 15
B652 1807	Decal:Size:Original	189 - 40
B652 1807	Decal:Size:Original	27 - 11
B652 1816	Link:Stopper:Cover:Paper Feed	29 - 27
B652 1817	Bracket:Link:Cover:Paper Feed:Peen	29 - 12
B652 2347	Timing Belt:B40S2M158	39 - 28
B652 2354	Decal:Base:Original	189 - 38
B652 2354	Decal:Base:Original	23 - 4
B652 2411	Roller:Scanning:Entrance:Drive	29 - 15
B652 2471	Guide Plate:Scanning:Entrance	29 - 20
B652 2911	Stepper Motor:Base:Rise:Ass'y	39 - 30
B736 5660	PCB:NIC+USB	129 - 6
D009 1482	Harness:OP-L:12	19 - 10
D009 1483	Harness:OP-L:13	19 - 11
D014 6780	Tray Bottom Plate:Ass'y	59 - 18
G011 1058	Snap Ring	71 - 10
G029 1982	LD Decal	49 - 28

## CÓPIA NÃO CONTROLADA

## CÓPIA NÃO CONTROLADA

Part No.	Description	Page and Index No.
G029 1982	LD Decal	189 - 41
G029 1982	LD Decal	45 - 2
G126 2713	Shaft:Reverse:Drive:Ass'y	71 - 12
G126 2714	Shaft:Reverse Roller:Ass'y	71 - 17
G126 5892	Bracket:Power Pack:Development	135 - 6
G332 5721	PCB:SDRAM-DIMM:256MB:PBF:Ass'y	129 - 15
G564 4151	Rail - Side Fence	23 - 3
G564 6077	Decal:Exposure Glass:5-Lang	15 - 41
G564 6077	Decal:Exposure Glass:5-Lang	189 - 42
G570 2827	Supporting Plate	51 - 16
H053 1150	Stepped Screw - Locking	91 - 18
H053 2208	Bushing - M4	123 - 20

Part No.	Description	Page and Index No.
N803 1000	Case - Flash Memory Card	191 - 4
N803 6701	Flash Memory Card-4MB	191 - 3

CÓPIA NÃO CONTROLADA

## CÓPIA NÃO CONTROLADA

Part No.	Description	Page and Index No.
AA00 0059	Caution Decal - English	17 - 4
AA00 0059	Caution Decal - English	189 - 4
AA00 1213	Decal - B2	189 - 5
AA00 1213	Decal - B2	73 - 4
AA00 1394	Decal - Toner Supply	75 - 14
AA00 1394	Decal - Toner Supply	189 - 6
AA00 2010	Decal - Paper Level	59 - 21
AA00 2010	Decal - Paper Level	53 - 14
AA00 2010	Decal - Paper Level	55 - 21
AA00 2010	Decal - Paper Level	189 - 7
AA00 2246	Decal - Caution	189 - 8
AA00 2246	Decal - Caution	55 - 3
AA00 3211	Decal:Paper Tray:Display:1	53 - 2
AA00 3211	Decal:Paper Tray:Display:1	189 - 9
AA00 3212	Decal:Paper Tray:Display:2	189 - 10
AA00 3212	Decal:Paper Tray:Display:2	59 - 9
AA00 3213	Decal:Paper Tray:Display:3	189 - 11
AA00 3213	Decal:Paper Tray:Display:3	59 - 26
AA01 2128	Machine Or Copier Filter	17 - 18
AA02 1034	Magnetic	113 - 12
AA04 0056	Driven Roller	105 - 7
AA04 0056	Driven Roller	107 - 5
AA04 3269	Timing Belt - S2M114	119 - 5
AA04 3271	Timing Belt S3M 196T	53 - 24
AA04 3291	Timing Belt	113 - 4
AA04 3292	Timing Belt	113 - 9
AA04 3293	Timing Belt - 40S2M268G	115 - 10
AA04 3294	Timing Belt - 40S2M810G	117 - 9
AA04 3315	Timing Belt:S2m:40X426	107 - 1
AA04 3329	Timing Belt:80S2M166	39 - 21
AA04 3330	Timing Belt:60S2M296	39 - 18
AA04 3331	Timing Belt:60S3M114	39 - 19
AA04 3332	Timing Belt:80S3M516	39 - 22
AA04 3333	Timing Belt:60S2M168	31 - 24
AA04 3334	Timing Belt:40S2M174	33 - 4

Part No.	Description	Page and Index No.
AA04 3335	Timing Belt:40S2M148	25 - 8
AA04 3575	Timing Belt	65 - 18
AA04 3575	Timing Belt	67 - 7
AA04 3576	Timing Belt	65 - 33
AA04 3944	Timing Belt - S2MT140	71 - 21
AA04 3945	Timing Belt	121 - 22
AA04 3946	Timing Belt	119 - 18
AA04 3948	Timing Belt	121 - 15
AA06 0221	Gripper Solenoid Spring	49 - 7
AA06 0291	Spring	77 - 24
AA06 0291	Spring	75 - 3
AA06 0534	Tray Lock Spring - 19mm	149 - 2
AA06 0539	Stripper Pawl Spring	97 - 12
AA06 0592	Lock Spring - Tandem Tray	147 - 2
AA06 0757	Tension Spring - Long	57 - 5
AA06 0758	Tension Spring - Short	57 - 3
AA06 0792	Tension Spring	121 - 17
AA06 0806	Spring	113 - 16
AA06 0842	Tension Spring	37 - 4
AA06 0887	Spring	69 - 19
AA06 0888	Spring	69 - 14
AA06 0890	Spring	73 - 29
AA06 0891	Spring	85 - 11
AA06 0892	Pick-off Pawl Spring	89 - 3
AA06 0894	Spring	99 - 4
AA06 0896	Spring	63 - 30
AA06 0897	Spring	63 - 18
AA06 0898	Spring	63 - 8
AA06 0899	Spring	63 - 11
AA06 0900	Spring	65 - 21
AA06 0901	Spring	65 - 17
AA06 0902	Spring	105 - 1
AA06 0903	Spring	103 - 5
AA06 0904	Spring	65 - 40
AA06 0911	Spring	71 - 26

CÓPIA NÃO CONTROLADA

## CÓPIA NÃO CONTROLADA

Part No.	Description	Page and Index No.
AA06 0916	Slider Spring	97 - 13
AA06 0946	Pressure Tension Spring	101 - 1
AA06 0961	Tension Spring:Side Fence:Rear	59 - 29
AA06 0991	Tension Spring:Tension:Transport	39 - 16
AA06 2284	Pressure Spring	83 - 20
AA06 2318	Spring	117 - 19
AA06 2318	Spring	111 - 2
AA06 2319	Spring	117 - 26
AA06 2320	Spring	109 - 7
AA06 3052	Turret Spring	141 - 17
AA06 3248	Charge Terminal Spring	83 - 14
AA06 3249	Grid Terminal Spring	83 - 15
AA06 3254	Driven Roller Spring	73 - 2
AA06 3310	Guide Plate Spring	91 - 19
AA06 3366	Chuck Spring	75 - 24
AA06 3435	Compression Spring:Paper Feed:Joint	25 - 19
AA06 3487	Spring - 10mm	67 - 22
AA06 3490	Spring - 21.6mm	119 - 13
AA06 3576	Spring	89 - 8
AA06 3581	Compression Spring	109 - 25
AA06 3610	Spring - 4060MN	89 - 10
AA06 3654	Spring	121 - 28
AA06 3655	Spring	113 - 23
AA06 3851	Pressure Spring	95 - 36
AA06 3877	Spring	93 - 7
AA06 3878	Spring	67 - 10
AA06 3879	Spring	103 - 25
AA06 3880	Spring	135 - 15
AA06 3880	Spring	139 - 11
AA06 3886	Spring	95 - 10
AA06 3889	Heat Sink Spring	63 - 34
AA06 3901	Compression Spring:Drawer	139 - 17
AA06 3901	Compression Spring:Drawer	135 - 20
AA06 6352	Spring	97 - 20
AA06 6353	Spring	109 - 12

Part No.	Description	Page and Index No.
AA06 6592	Spring	103 - 22
AA06 6651	Spring	119 - 16
AA07 0072	Slide Rail:Tandem LCT	147 - 10
AA07 0077	Slide Rail - Right	143 - 17
AA08 0034	Bushing - 4x5x7	103 - 9
AA08 0034	Bushing - 4x5x7	111 - 7
AA08 0034	Bushing - 4x5x7	113 - 22
AA08 0034	Bushing - 4x5x7	73 - 16
AA08 0037	Bushing - 6mm	73 - 1
AA08 0037	Bushing - 6mm	71 - 1
AA08 0037	Bushing - 6mm	27 - 19
AA08 0147	Front Bushing	83 - 5
AA08 0184	Bushing - Fusing Exit	103 - 18
AA08 0240	Bushing - MM5	103 - 26
AA08 0241	Bushing - M4	67 - 21
AA08 0274	Bushing	97 - 18
AA08 0327	Bushing - M4	65 - 3
AA08 2058	Bushing - 6x10x9mm	93 - 22
AA08 2064	Bushing - 10mm	143 - 2
AA08 2094	Bushing - Brush Roller	87 - 11
AA08 2101	Bushing - 6x10x6	89 - 19
AA08 2101	Bushing - 6x10x6	93 - 14
AA08 2101	Bushing - 6x10x6	87 - 10
AA08 2116	Bushing - M8	111 - 10
AA08 2116	Bushing - M8	69 - 13
AA08 2116	Bushing - M8	73 - 11
AA08 2117	Bushing - M6	101 - 27
AA08 2117	Bushing - M6	105 - 3
AA08 2118	Bushing - M6	111 - 9
AA08 2118	Bushing - M6	71 - 13
AA08 2118	Bushing - M6	63 - 7
AA08 2118	Bushing - M6	113 - 17
AA08 2118	Bushing - M6	115 - 3
AA08 2118	Bushing - M6	65 - 10
AA08 2119	Roller Bushing	87 - 6

CÓPIA NÃO CONTROLADA



## CÓPIA NÃO CONTROLADA

Part No.	Description	Page and Index No.
AA08 2120	Bushing	89 - 14
AA08 2121	Toner Collection Coil Bushing	87 - 3
AA08 2121	Toner Collection Coil Bushing	89 - 28
AA08 2122	Bushing	85 - 15
AA08 2141	Bushing - 16x18x5	29 - 11
AA08 3019	Bushing	69 - 21
AA10 0006	Nut - M3.6	15 - 26
AA12 0067	Anti Static Brush	145 - 1
AA13 2013	Spacer	25 - 18
AA13 2024	Spacer - M6	93 - 9
AA13 2024	Spacer - M6	75 - 33
AA13 2025	Spacer - 1x8x12	121 - 27
AA13 2025	Spacer - 1x8x12	71 - 4
AA13 2142	Spacer - M8	47 - 2
AA13 2152	Spacer - 8x20x1	39 - 27
AA13 2171	Spacer - 6x20x1	25 - 7
AA13 2203	Spacer - 6mm	139 - 2
AA13 2203	Spacer - 6mm	57 - 24
AA13 2208	Spacer - M6	123 - 12
AA13 2208	Spacer - M6	89 - 9
AA13 2208	Spacer - M6	87 - 9
AA14 0686	Shaft - Timing Pulley	53 - 29
AA14 0819	Feed Roller Shaft	69 - 18
AA14 0828	Feed Roller Shaft	63 - 9
AA14 0829	Driven Shaft	65 - 4
AA14 3129	Shoulder Screw - Front Cover	111 - 3
AA14 3183	Stepped Screw	113 - 13
AA14 3426	Stopped Screw - M4x17	111 - 26
AA14 3426	Stopped Screw - M4x17	81 - 5
AA14 3520	Shoulder Screw - M3	43 - 8
AA14 3523	Shoulder Screw - M3	89 - 5
AA14 3544	Screw - M3	89 - 6
AA14 3548	Screw:M3x4.2	127 - 4
AA14 3559	Screw:M4:DIA5	17 - 12
AA14 3560	Stepped Screw - M4	67 - 16

Part No.	Description	Page and Index No.
AA14 3718	Stepped Screw - M4	65 - 16
AA14 3788	Pin:Guide Plate:Paper Feed	27 - 1
AA14 3788	Pin:Guide Plate:Paper Feed	25 - 27
AA14 3789	Shaft:Cleaner	31 - 2
AA14 3789	Shaft:Cleaner	23 - 24
AA14 3790	Screw:Contact Point	39 - 12
AA14 3791	Screw:Safety	39 - 34
AA14 3791	Screw:Safety	29 - 13
AA14 3797	Connector Guide Pin	139 - 12
AA14 3797	Connector Guide Pin	135 - 16
AA14 3798	Hexagonal Bolt:M12x35	149 - 9
AA14 3801	Screw:M4:Exterior	17 - 27
AA14 3801	Screw:M4:Exterior	141 - 13
AA14 3801	Screw:M4:Exterior	133 - 25
AA14 3803	Flanged Hexagonal Head Bolt:Caster	149 - 8
AA14 3807	Screw:A	105 - 14
AA14 3809	Shoulder Screw - M2.5	67 - 29
AA14 3810	Development Cover Screw	101 - 16
AA14 3810	Development Cover Screw	97 - 10
AA14 3811	Stepped Screw - M3x4	109 - 17
AA14 3811	Stepped Screw - M3x4	113 - 7
AA14 3812	Screw - Scale	65 - 6
AA14 3815	Screw - M3x3.5	127 - 17
AA14 3816	Flat Screw:Chuck: Bottle	75 - 20
AA14 3832	Release Spring Holder	41 - 5
AA14 3846	Tapping Screw:M3x6	29 - 28
AA15 0361	Slitter Cover Seal	77 - 13
AA15 0704	Seal - 90x29.5x0.2	43 - 2
AA15 2315	Tank Seal	17 - 35
AA15 2431	Front Drum Seal	85 - 20
AA15 2441	Case Seal	69 - 5
AA15 3085	Inner Case Seal	87 - 12
AA15 3088	Cleaning Entrance Seal - 3x345x2	87 - 15
AA15 3138	Inner Cover Cushion - Right Rear	55 - 18
AA15 3154	Duct Seal - PCU	135 - 1

CÓPIA NÃO CONTROLADA

CÓPIA NÃO CONTROLADA

Part No.	Description	Page and Index No.
AA15 3155	Duct Seal - IPS	133 - 3
AA15 3156	Exhaust Duct Seal	133 - 11
AA16 1104	Cushion - Motor	145 - 23
AA16 1104	Cushion - Motor	133 - 1
AA16 1122	Motor Cushion	119 - 3
AA16 1125	Rubber Cushion	127 - 3
AA16 1129	Cushion - Large	57 - 26
AA16 1130	Cushion - Small	57 - 29
AA16 1168	Cushion:Stepper Motor:Connecting	71 - 33
AA16 2079	Cushion	73 - 25
AB01 0087	Gear - 20Z	83 - 24
AB01 1392	Drive Reverse Gear - 24Z	71 - 11
AB01 1457	Transport Roller Gear	73 - 13
AB01 1459	Toner Collection Coil Gear	89 - 18
AB01 1459	Toner Collection Coil Gear	87 - 17
AB01 1460	Idler Gear	87 - 13
AB01 1460	Idler Gear	89 - 27
AB01 1461	Toner Recycling Connecting Gear	85 - 12
AB01 1462	Toner Recycling Gear	85 - 13
AB01 1463	Connecting Gear	115 - 5
AB01 1464	Turn Gear	115 - 1
AB01 1465	Idler Gear	63 - 5
AB01 1466	Gear - 35Z	63 - 25
AB01 1466	Gear - 35Z	67 - 6
AB01 1469	Gear - 19Z	65 - 11
AB01 1470	Gear - 18Z	65 - 13
AB01 1471	Reverse Gear	65 - 26
AB01 1478	Gear - 18Z	69 - 12
AB01 1482	Gear - Z40 (D052/D053)	121 - 14
AB01 1490	Gear - 38Z	65 - 23
AB01 1491	Gear - 21Z	65 - 24
AB01 1496	Gear - 32Z	115 - 6
AB01 1507	Gear:Z31 (D054)	121 - 14
AB01 1591	Gear:Reverse	71 - 19
AB01 1591	Gear:Reverse	65 - 27

Part No.	Description	Page and Index No.
AB01 2028	Gear - 19Z	105 - 6
AB01 2031	Gear	107 - 14
AB01 2315	Gear - 156Z	121 - 13
AB01 2317	Fusing Drive Gear	101 - 22
AB01 2318	Idler Gear	101 - 21
AB01 2327	Gear:16Z	59 - 19
AB01 3747	Gear - 16Z	77 - 26
AB01 3748	Joint Gear - 15Z	77 - 25
AB01 3749	Gear - 15Z	77 - 27
AB01 3781	Gear - 30Z	57 - 37
AB01 3790	Gear - 25Z	79 - 13
AB01 3798	Gear - Z18	53 - 36
AB01 4077	Registration Roller Gear	71 - 20
AB01 4176	Cam Gear - 37Z	93 - 24
AB01 7449	Gear - 21Z/24T	119 - 6
AB01 7606	Gear - 24Z/46Z	71 - 30
AB01 7607	Gear - 22Z/39Z	73 - 32
AB01 7611	Pick-off Pawl Cam	89 - 7
AB01 7612	Gear	87 - 20
AB01 7614	Pulley	115 - 4
AB01 7615	Gear - 30Z/45Z	117 - 17
AB01 7616	Gear	113 - 3
AB01 7617	Gear - 21Z/38Z	63 - 16
AB01 7619	Gear - 24Z/40Z	67 - 8
AB01 7640	Gear -38/Z59 (D052/D053)	121 - 16
AB01 7690	Pulley:Idler:30T/24Z	65 - 19
AB01 7760	Gear:Z38/Z67 (D054)	121 - 16
AB01 9197	Exit Gear	107 - 16
AB01 9200	Gear	107 - 23
AB01 9475	Gear - 48T	53 - 30
AB01 9479	Gear:Fusing Exit	101 - 7
AB03 0427	Pulley - 81Z	119 - 9
AB03 0458	Pulley - 28Z	121 - 21
AB03 0578	Timing Pulley - 18Z	105 - 17
AB03 0579	Timing Pulley - 27Z	107 - 13

CÓPIA NÃO CONTROLADA

## CÓPIA NÃO CONTROLADA

Part No.	Description	Page and Index No.
AB03 0583	Timing Pulley - 24Z	115 - 2
AB03 0722	Pulley - 13MM	73 - 28
AB03 0724	Pulley - 74Z	121 - 24
AB03 0725	Pulley - 89Z	119 - 20
AB03 0727	Pulley - 58Z	49 - 21
AB03 0731	Pulley - 29Z	115 - 7
AB03 0732	Jogger Pulley	117 - 20
AB03 0733	Pulley - 20T	65 - 41
AB03 0734	Pulley - 30Z	65 - 22
AB03 2058	Wire Pulley - M10	57 - 15
AB03 2069	Pulley	49 - 25
AB03 2070	Pulley	49 - 22
AB03 2717	Pulley - 26Z	49 - 2
AB03 2717	Pulley - 26Z	47 - 1
AB03 2719	Pulley - M10	57 - 17
AB03 3084	Timing Pulley - 15T	53 - 27
AB03 3085	Timing Pulley - 15T	53 - 20
AC01 2067	Exposure Glass	43 - 13
AC01 5037	Shield Glass	51 - 15
AC02 4007	Lens - L0	51 - 9
AC03 0147	1st Mirror	51 - 10
AC03 0148	2nd Mirror	51 - 22
AD02 2283	Front End Block	83 - 21
AD02 2285	Rear End Block	83 - 16
AD02 2306	Cover - Front End Block	83 - 25
AD02 2307	Cover - Rear End Block	83 - 17
AD02 5024	Pick-off Pawl	89 - 4
AD04 1126	Transfer Belt Cleaning Blade	93 - 1
AD04 1140	Cleaning Blade	85 - 22
AD04 7025	Exit Seal	93 - 11
AE01 1117	Hot Roller:MM40	99 - 1
AE02 0162	Pressure Roller	99 - 7
AE03 0053	Ball Bearing - 8x19x6	99 - 8
AE03 0054	Ball Bearing - 40x52x7	99 - 2
AE03 0055	Ball Bearing - 6x15x5	101 - 4

Part No.	Description	Page and Index No.
AE03 0056	Ball Bearing - 8x16x5	101 - 11
AE03 1026	Bushing - Oil Supply Roller	101 - 8
AE03 1036	Bushing - 6mm	95 - 19
AE03 2026	Thermal Insulating Bushing	99 - 3
AE04 2066	Fusing Cleaning Roller	101 - 10
AE04 4060	Stripper Pawls	97 - 8
AE04 4068	Pressure Roller:Cleaning Felt	95 - 14
AF01 3005	Bottom Plate Pad	59 - 17
AF01 7032	End Fence	59 - 15
AF02 0295	Vertical Driven Roller	67 - 20
AF02 0564	Connecting Roller	73 - 12
AF02 0726	Transport Roller:Drive:Grip	63 - 24
AF02 0726	Transport Roller:Drive:Grip	67 - 5
AF02 1075	Duplex Turn Roller	115 - 8
AF02 1079	Right Drive Roller	115 - 14
AF02 2067	Guide Stopper Roller	109 - 27
AF02 2077	Driven Roller	109 - 21
AF02 2105	Roller - Slide Rail	57 - 28
AF02 2126	Exit Roller - Driven	103 - 11
AF02 2149	Transport Roller	65 - 2
AF03 0080	Paper Feed Roller:Pickup	69 - 17
AF03 0081	Paper Feed Roller:Pickup	63 - 1
AF03 1082	Paper Feed Roller:Feed	63 - 3
AF03 1083	Paper Feed Roller:Feed:Manual Feed	69 - 11
AF03 2080	Paper Feed Roller:Separate	65 - 36
AF03 2080	Paper Feed Roller:Separate	71 - 15
AF04 0055	Fusing Exit Roller	101 - 6
AF04 0561	Fusing Exit Roller - Upper	97 - 1
AG05 0098	Knob:Fusing	95 - 6
AG05 0102	Knob - Duplex	15 - 20
AG07 0513	Magnet Catch	61 - 11
AG07 1012	Magnet Catch:Ass'y	145 - 9
AH01 2031	Caster:1470N	149 - 7
AW01 0107	Paper Feed Sensor	71 - 22
AW01 0107	Paper Feed Sensor	63 - 13

CÓPIA NÃO CONTROLADA

## CÓPIA NÃO CONTROLADA

Part No.	Description	Page and Index No.
AW01 0107	Paper Feed Sensor	69 - 2
AW01 0112	Photo Refiection Sensor:Original Table	23 - 28
AW01 0113	Sensor	57 - 25
AW01 0116	Original Sensor:H=1-66	45 - 20
AW01 0117	Paper Feed Sensor	31 - 19
AW01 0117	Paper Feed Sensor	27 - 22
AW01 0117	Paper Feed Sensor	29 - 17
AW01 0119	Paper Feed Sensor	111 - 24
AW01 0130	Original Sensor:H=3-80	43 - 1
AW02 0141	Photointerruptor	33 - 19
AW02 0141	Photointerruptor	37 - 13
AW02 0141	Photointerruptor	41 - 14
AW02 0145	Photointerruptor:Flat	73 - 22
AW02 0145	Photointerruptor:Flat	123 - 31
AW02 0145	Photointerruptor:Flat	95 - 29
AW02 0145	Photointerruptor:Flat	117 - 3
AW02 0145	Photointerruptor:Flat	55 - 10
AW02 0148	Paper Feed Sensor	117 - 13
AW02 0149	Paper Feed Sensor	117 - 14
AW02 0149	Paper Feed Sensor	109 - 20
AW02 0154	Photointerruptor:Entrance	27 - 17
AW02 0155	Photointerruptor:Paper Size Sensor	27 - 16
AW02 0156	Photointerruptor:EE-SX4235A-P2	23 - 10
AW02 0160	Paper Feed Sensor	101 - 26
AW02 0160	Paper Feed Sensor	71 - 25
AW02 0160	Paper Feed Sensor	63 - 22
AW02 0160	Paper Feed Sensor	53 - 35
AW02 0160	Paper Feed Sensor	49 - 10
AW02 0160	Paper Feed Sensor	57 - 9
AW02 0163	Paper Feed Sensor	53 - 37
AW02 0183	Photointerruptor:Exit	103 - 13
AW10 0107	Thermistor	137 - 16
AW10 0108	Thermistor - Middle	99 - 20
AW10 0109	Thermistor - Inner Back	99 - 19
AW11 0064	Thermostat-192c	99 - 26

Part No.	Description	Page and Index No.
AW11 0066	Thermostat- 211c	99 - 9
AW20 0010	Paper Feed Sensor	101 - 15
AW50 0010	Push Switch	149 - 15
AW50 0023	Push Switch	123 - 4
AX04 0139	Stepper Motor:MM42:0.95A:9.5V	37 - 25
AX04 0144	DC Motor:Rise:Paper Tray	139 - 8
AX04 0145	DC Motor:Tandem LCT	53 - 34
AX04 0147	DC Motor:Cleaner:0.5W	83 - 23
AX04 0159	DC Motor: DC5V 0.46W	95 - 27
AX06 0302	Brushless MotorDC24V 2.4W	123 - 19
AX06 0324	Polygon Mirror Motor:DC24V 24W	51 - 13
AX20 0277	Magnetic Clutch:0.53N M:36Z	69 - 22
AX31 0047	Total Counter:7FIG:24V:MI2	143 - 7
AX40 0176	Heater:115V:18W:Upper	147 - 8
AX40 0176	Heater:115V:18W:Upper	149 - 13
AX40 0178	Heater:240V:18W:Upper	149 - 13
AX40 0178	Heater:240V:18W:Upper	147 - 8
AX44 0213	Heater:120V:550W	99 - 10
AX44 0214	Heater:120V:650W	99 - 27
AX44 0216	Heater:230V:550W	99 - 10
AX44 0217	Heater:230V:650W	99 - 27
AX50 0081	Exposure Lamp	47 - 9
AX64 0175	Fan Motor DC24V/1.44W	17 - 14
AX64 0176	Fan Motor DC24V/1.68W	15 - 18
AX64 0182	Fan Motor DC24V/2.88W	45 - 17
AX64 0183	Fan Motor DC24V/1.92W	145 - 19
AX64 0183	Fan Motor DC24V/1.92W	135 - 4
AX64 0186	Fan:MM70:12V	127 - 13
AX65 0044	Sirocco Fan Motor DC24V/8.5W	133 - 12
AZ23 0197	Power Supply Unit	127 - 12
AZ23 0198	Power Supply Unit:CTL:EU	127 - 12
AZ24 0111	Power Supply Unit	137 - 7
AZ24 0121	Power Supply Unit - 230V	137 - 7
AZ30 0057	Power Pack - Development	135 - 5
AZ32 0163	Power Pack - Charactor Generator	133 - 13

CÓPIA NÃO CONTROLADA

## CÓPIA NÃO CONTROLADA

Part No.	Description	Page and Index No.
AZ32 0164	Power Pack	93 - 26
BC01 2003	Sheet Through Exposure Glass	43 - 6
GC02 5010	DTL	51 - 19

Part No.	Description	Page and Index No.
VSST 9500	Test Chart - S5S- DF (10 sheet/set)	191 - 2

CÓPIA NÃO CONTROLADA

## CÓPIA NÃO CONTROLADA

Part No.	Description	Page and Index No.
0313 0060N	Screw - M3x6	137 -108
0313 0060N	Screw - M3x6	105 -106
0313 0100N	Pan Head Screw:M3x10	17 - 104
0313 0120N	Pan Head Screw:M3x12	57 - 110
0314 0040N	Pan Head Screw - M4x4	147 -104
0314 0060N	Screw - M4x6	55 - 101
0314 0060N	Screw - M4x6	85 - 107
0314 0060N	Screw - M4x6	49 - 106
0314 0060N	Screw - M4x6	77 - 103
0314 0060N	Screw - M4x6	53 - 105
0314 0080N	Philips Pan Head Screw - M4x8	49 - 104
0314 0120N	Screw - M4x12	49 - 105
0353 0040N	Screw - M3x4	43 - 101
0353 0040N	Screw - M3x4	67 - 103
0353 0040N	Screw - M3x4	65 - 109
0353 0040N	Screw - M3x4	63 - 104
0353 0050N	Screw-M3x5	111 -104
0353 0050N	Screw-M3x5	99 - 106
0353 0050N	Screw-M3x5	39 - 106
0353 0050N	Screw-M3x5	113 -104
0353 0060N	Bind Screw - M3x6	49 - 103
0353 0060N	Bind Screw - M3x6	51 - 105
0353 0060N	Bind Screw - M3x6	19 - 102
0353 0060N	Bind Screw - M3x6	107 -111
0353 0060N	Bind Screw - M3x6	45 - 102
0353 0060N	Bind Screw - M3x6	43 - 102
0353 0060N	Bind Screw - M3x6	79 - 101
0353 0060N	Bind Screw - M3x6	103 -102
0353 0080N	Screw:M3x8	43 - 105
0353 0080N	Screw:M3x8	51 - 101
0353 0080N	Screw:M3x8	99 - 108
0353 0080N	Screw:M3x8	45 - 109
0353 0120N	Screw M3x12	141 -105
0354 0060N	Screw-M4x6	95 - 108
0354 0060N	Screw-M4x6	49 - 107

Part No.	Description	Page and Index No.
0354 0060N	Screw-M4x6	111 -106
0354 0060N	Screw-M4x6	107 -107
0354 0080N	Screw:M4x8	75 - 108
0354 0080N	Screw:M4x8	15 - 103
0354 0080N	Screw:M4x8	77 - 106
0354 0080N	Screw:M4x8	45 - 103
0354 0080N	Screw:M4x8	123 -103
0354 0080N	Screw:M4x8	79 - 105
0354 0080N	Screw:M4x8	95 - 109
0354 0080N	Screw:M4x8	103 -108
0354 0080N	Screw:M4x8	49 - 101
0354 0080N	Screw:M4x8	83 - 101
0354 0080N	Screw:M4x8	85 - 101
0354 0080N	Screw:M4x8	51 - 102
0354 0120N	Screw M4x12	81 - 103
0354 0120N	Screw M4x12	99 - 107
0354 0300N	Screw:M4x30	145 -111
0360 3006N	Screw - M3x6	71 - 104
0360 4006N	Screw - M4x6	95 - 101
0360 4006N	Screw - M4x6	97 - 101
0360 4006N	Screw - M4x6	99 - 104
0360 4006N	Screw - M4x6	147 -105
0360 4006N	Screw - M4x6	101 -101
0360 4008N	Screw - M4x8	59 - 104
0360 4008N	Screw - M4x8	143 -105
0434 0080N	Pan Self-Tapping Screw:M4x8	145 -107
0450 3006N	Tapping Screw - M3x6	113 -103
0450 3006N	Tapping Screw - M3x6	75 - 107
0450 3008N	Tapping Screw - M3x8	121 -105
0450 3008N	Tapping Screw - M3x8	111 -105
0450 3008N	Tapping Screw - M3x8	113 -108
0450 3008N	Tapping Screw - M3x8	17 - 102
0450 3008N	Tapping Screw - M3x8	15 - 101
0450 3008N	Tapping Screw - M3x8	53 - 110
0450 3008N	Tapping Screw - M3x8	29 - 104

CÓPIA NÃO CONTROLADA

## CÓPIA NÃO CONTROLADA

Part No.	Description	Page and Index No.
0450 3008N	Tapping Screw - M3x8	91 - 101
0450 3008N	Tapping Screw - M3x8	27 - 103
0450 3008N	Tapping Screw - M3x8	93 - 102
0450 3008N	Tapping Screw - M3x8	75 - 101
0450 3008N	Tapping Screw - M3x8	83 - 103
0450 3008N	Tapping Screw - M3x8	109 - 103
0450 3008N	Tapping Screw - M3x8	23 - 101
0450 3008N	Tapping Screw - M3x8	61 - 101
0450 3008N	Tapping Screw - M3x8	45 - 110
0450 3008N	Tapping Screw - M3x8	35 - 103
0450 3010N	Tapping Screw - M3x10	19 - 101
0450 4008N	Tapping Screw - M4x8	55 - 102
0450 4008N	Tapping Screw - M4x8	121 - 109
0450 4008N	Tapping Screw - M4x8	111 - 107
0450 4008N	Tapping Screw - M4x8	135 - 102
0450 4008N	Tapping Screw - M4x8	77 - 105
0450 4008N	Tapping Screw - M4x8	117 - 106
0450 4008N	Tapping Screw - M4x8	65 - 101
0450 4008N	Tapping Screw - M4x8	109 - 104
0450 4008N	Tapping Screw - M4x8	17 - 105
0450 4008N	Tapping Screw - M4x8	59 - 106
0450 4008N	Tapping Screw - M4x8	133 - 104
0450 4008N	Tapping Screw - M4x8	53 - 112
0450 4010N	Tapping Screw:M4x10	15 - 102
0450 4010N	Tapping Screw:M4x10	53 - 111
0450 4016N	Tapping Screw - M4x16	133 - 105
0450 4035N	Tapping Screw:4x35	135 - 103
0451 3006N	Tapping Screw - 3x6	21 - 102
0451 3006N	Tapping Screw - 3x6	31 - 101
0451 3006N	Tapping Screw - 3x6	33 - 101
0451 3006N	Tapping Screw - 3x6	149 - 101
0451 3006N	Tapping Screw - 3x6	145 - 108
0451 3006N	Tapping Screw - 3x6	23 - 102
0451 3006N	Tapping Screw - 3x6	37 - 102
0451 3006N	Tapping Screw - 3x6	41 - 102

Part No.	Description	Page and Index No.
0451 3006N	Tapping Screw - 3x6	137 - 113
0451 3006N	Tapping Screw - 3x6	39 - 101
0451 3006N	Tapping Screw - 3x6	27 - 105
0451 3006N	Tapping Screw - 3x6	29 - 101
0451 3006N	Tapping Screw - 3x6	137 - 111
0451 3006N	Tapping Screw - 3x6	35 - 104
0451 3008N	Tapping Screw - M3x8	27 - 102
0451 3008N	Tapping Screw - M3x8	137 - 102
0451 3008N	Tapping Screw - M3x8	93 - 105
0451 3008N	Tapping Screw - M3x8	133 - 107
0451 3008N	Tapping Screw - M3x8	59 - 101
0451 3008N	Tapping Screw - M3x8	125 - 101
0451 3008N	Tapping Screw - M3x8	135 - 105
0451 3012N	Tapping Screw:3x12	17 - 103
0451 3020N	Tapping Screw:3x20	127 - 108
0451 4006N	Tapping Screw - 4x6	39 - 103
0451 4006N	Tapping Screw - 4x6	55 - 105
0451 4006N	Tapping Screw - 4x6	111 - 108
0451 4006N	Tapping Screw - 4x6	147 - 107
0451 4006N	Tapping Screw - 4x6	57 - 104
0451 4006N	Tapping Screw - 4x6	37 - 101
0451 4006N	Tapping Screw - 4x6	113 - 109
0451 4006N	Tapping Screw - 4x6	109 - 102
0451 4006N	Tapping Screw - 4x6	117 - 101
0451 4006N	Tapping Screw - 4x6	53 - 104
0451 4008N	Tapping Screw:4x8	123 - 101
0451 4008N	Tapping Screw:4x8	43 - 103
0451 4008N	Tapping Screw:4x8	107 - 105
0451 4008N	Tapping Screw:4x8	45 - 108
0451 4008N	Tapping Screw:4x8	63 - 101
0451 4008N	Tapping Screw:4x8	145 - 101
0451 4008N	Tapping Screw:4x8	59 - 102
0451 4008N	Tapping Screw:4x8	61 - 104
0451 4008N	Tapping Screw:4x8	147 - 102
0451 4008N	Tapping Screw:4x8	103 - 101

CÓPIA NÃO CONTROLADA

## CÓPIA NÃO CONTROLADA

Part No.	Description	Page and Index No.
0451 4008N	Tapping Screw:4x8	17 - 106
0451 4008N	Tapping Screw:4x8	141 -102
0451 4008N	Tapping Screw:4x8	71 - 102
0451 4008N	Tapping Screw:4x8	15 - 104
0451 4008N	Tapping Screw:4x8	135 -101
0451 4008N	Tapping Screw:4x8	133 -106
0451 4008N	Tapping Screw:4x8	149 -104
0451 4008N	Tapping Screw:4x8	127 -102
0451 4008N	Tapping Screw:4x8	85 - 104
0451 4008N	Tapping Screw:4x8	75 - 105
0451 4008N	Tapping Screw:4x8	143 -101
0451 4008N	Tapping Screw:4x8	67 - 101
0451 4008N	Tapping Screw:4x8	137 -101
0451 4008N	Tapping Screw:4x8	119 -104
0451 4008N	Tapping Screw:4x8	69 - 104
0451 4008N	Tapping Screw:4x8	39 - 108
0451 4008N	Tapping Screw:4x8	121 -101
0451 4008N	Tapping Screw:4x8	55 - 103
0451 4008N	Tapping Screw:4x8	73 - 115
0451 4008N	Tapping Screw:4x8	65 - 104
0451 4008N	Tapping Screw:4x8	139 -102
0451 4008N	Tapping Screw:4x8	105 -101
0451 4010N	Tapping Screw:4x10	17 - 101
0451 4010N	Tapping Screw:4x10	51 - 103
0451 4010N	Tapping Screw:4x10	145 -105
0451 4012N	Tapping Screw:4x12	119 -101
0451 4020N	Tapping Screw - M4x20	45 - 105
0452 3006N	Binding Self-Tapping Screw:3x6	57 - 111
0452 3006P	Tapping Screw - M3x6	47 - 101
0452 3008N	Tapping Screw - M3x8	61 - 103
0452 3008N	Tapping Screw - M3x8	89 - 102
0452 3008N	Tapping Screw - M3x8	103 -103
0452 3008N	Tapping Screw - M3x8	87 - 102
0452 3008N	Tapping Screw - M3x8	85 - 102
0452 3008P	Binding Self-Tapping Screw 3x8	77 - 101

Part No.	Description	Page and Index No.
0452 3010N	Binding Self-Tapping Screw:3x10	87 - 103
0452 3010N	Binding Self-Tapping Screw:3x10	89 - 103
0452 3010N	Binding Self-Tapping Screw:3x10	79 - 103
0452 4008N	Tapping Screw:M4x8	53 - 108
0452 4008N	Tapping Screw:M4x8	59 - 107
0453 3006N	Tapping Screw - M3x6	103 -104
0453 3006N	Tapping Screw - M3x6	29 - 105
0453 3006N	Tapping Screw - M3x6	61 - 102
0453 3006N	Tapping Screw - M3x6	47 - 102
0453 3006N	Tapping Screw - M3x6	147 -103
0453 3006N	Tapping Screw - M3x6	149 -102
0453 3006N	Tapping Screw - M3x6	73 - 110
0453 3008N	Binding Self Tapping Screw:3x8	117 -108
0453 3008N	Binding Self Tapping Screw:3x8	135 -111
0453 3008N	Binding Self Tapping Screw:3x8	53 - 103
0453 3008N	Binding Self Tapping Screw:3x8	121 -102
0453 3008N	Binding Self Tapping Screw:3x8	57 - 105
0453 3008N	Binding Self Tapping Screw:3x8	43 - 104
0453 3008N	Binding Self Tapping Screw:3x8	107 -110
0453 3008N	Binding Self Tapping Screw:3x8	141 -108
0453 4006N	Binding Self Tapping Screw:4x6	53 - 109
0453 4008N	Binding Self Tapping Screw:4x8	95 - 106
0453 4008N	Binding Self Tapping Screw:4x8	59 - 103
0453 4008N	Binding Self Tapping Screw:4x8	143 -102
0454 3006Q	Tapping Screw - M3x6	35 - 105
0454 3006Q	Tapping Screw - M3x6	127 -101
0454 3006Q	Tapping Screw - M3x6	129 -101
0454 3006Q	Tapping Screw - M3x6	131 -101
0454 3006Q	Tapping Screw - M3x6	29 - 107
0454 4008Q	Tapping Screw - M4x8	109 -101
0454 4008Q	Tapping Screw - M4x8	15 - 108
0573 0030E	Hexagon Headless Set Screw - M3x3	65 - 102
0573 0030E	Hexagon Headless Set Screw - M3x3	71 - 109
0623 0120E	Spring Pin - M3x12	91 - 102
0623 0140E	Spring Pin - 3x14mm	119 -106

CÓPIA NÃO CONTROLADA



## CÓPIA NÃO CONTROLADA

Part No.	Description	Page and Index No.
0632 0120G	Parallel Pin - 2x12	37 - 103
0632 0120G	Parallel Pin - 2x12	33 - 104
0632 0140G	Parallel Pin	23 - 104
0633 0180G	Parallel Pin - 3x18mm	121 - 111
0633 0180G	Parallel Pin - 3x18mm	91 - 103
0633 0200G	Pin - M3x20	57 - 101
0707 4050N	Bushing - 4x5	133 - 102
0707 4050N	Bushing - 4x5	145 - 110
0720 0025E	Retaining Ring - M2.5	83 - 102
0720 0030E	Retaining Ring - M3	79 - 104
0720 0030E	Retaining Ring - M3	81 - 102
0720 0030E	Retaining Ring - M3	95 - 104
0720 0030E	Retaining Ring - M3	97 - 102
0720 0030E	Retaining Ring - M3	41 - 101
0720 0030E	Retaining Ring - M3	113 - 101
0720 0030E	Retaining Ring - M3	73 - 111
0720 0030E	Retaining Ring - M3	35 - 102
0720 0030E	Retaining Ring - M3	25 - 103
0720 0040E	Retaining Ring - M4	57 - 102
0720 0040E	Retaining Ring - M4	87 - 104
0720 0040E	Retaining Ring - M4	119 - 105
0720 0040E	Retaining Ring - M4	113 - 102
0720 0040E	Retaining Ring - M4	53 - 106
0720 0040E	Retaining Ring - M4	73 - 113
0720 0040E	Retaining Ring - M4	111 - 103
0720 0040E	Retaining Ring - M4	27 - 104
0720 0040E	Retaining Ring - M4	63 - 105
0720 0040E	Retaining Ring - M4	65 - 103
0720 0040E	Retaining Ring - M4	95 - 103
0720 0040E	Retaining Ring - M4	115 - 102
0720 0040E	Retaining Ring - M4	149 - 103
0720 0040E	Retaining Ring - M4	33 - 103
0720 0040E	Retaining Ring - M4	147 - 101
0720 0040E	Retaining Ring - M4	71 - 101
0720 0040E	Retaining Ring - M4	101 - 104

Part No.	Description	Page and Index No.
0720 0040E	Retaining Ring - M4	117 - 107
0720 0040E	Retaining Ring - M4	139 - 101
0720 0040E	Retaining Ring - M4	141 - 101
0720 0040E	Retaining Ring - M4	145 - 106
0720 0040E	Retaining Ring - M4	37 - 104
0720 0040E	Retaining Ring - M4	85 - 105
0720 0040E	Retaining Ring - M4	25 - 102
0720 0040E	Retaining Ring - M4	103 - 107
0720 0040E	Retaining Ring - M4	75 - 103
0720 0040E	Retaining Ring - M4	109 - 105
0720 0040E	Retaining Ring - M4	143 - 104
0720 0040E	Retaining Ring - M4	105 - 102
0720 0040E	Retaining Ring - M4	77 - 104
0720 0040E	Retaining Ring - M4	121 - 107
0720 0040E	Retaining Ring - M4	23 - 105
0720 0040E	Retaining Ring - M4	39 - 104
0720 0040E	Retaining Ring - M4	73 - 109
0720 0040E	Retaining Ring - M4	107 - 109
0720 0060E	Retaining Ring - M6	107 - 106
0720 0060E	Retaining Ring - M6	99 - 101
0720 0060E	Retaining Ring - M6	65 - 107
0720 0060E	Retaining Ring - M6	31 - 102
0720 0060E	Retaining Ring - M6	111 - 102
0720 0060E	Retaining Ring - M6	101 - 102
0720 0060E	Retaining Ring - M6	67 - 104
0720 0060E	Retaining Ring - M6	121 - 108
0720 0060E	Retaining Ring - M6	69 - 106
0720 0060E	Retaining Ring - M6	33 - 106
0720 0060E	Retaining Ring - M6	39 - 105
0720 0060E	Retaining Ring - M6	71 - 103
0720 0060E	Retaining Ring - M6	37 - 105
0720 0060E	Retaining Ring - M6	59 - 105
0720 0060E	Retaining Ring - M6	25 - 101
0720 0060E	Retaining Ring - M6	105 - 103
0720 0060E	Retaining Ring - M6	73 - 112

CÓPIA NÃO CONTROLADA

## CÓPIA NÃO CONTROLADA

Part No.	Description	Page and Index No.
0720 0060E	Retaining Ring - M6	57 - 103
0720 0060E	Retaining Ring - M6	23 - 106
0720 0060E	Retaining Ring - M6	49 - 102
0720 0060E	Retaining Ring - M6	91 - 104
0720 0060E	Retaining Ring - M6	29 - 102
0720 0060E	Retaining Ring - M6	115 - 101
0720 0060E	Retaining Ring - M6	81 - 101
0720 0060E	Retaining Ring - M6	119 - 102
0720 0060E	Retaining Ring - M6	47 - 106
0720 0060E	Retaining Ring - M6	63 - 106
0720 0060E	Retaining Ring - M6	119 - 107
0725 0120E	Retaining Ring C - M12	121 - 104
0727 0060E	Retaining Ring - M6	77 - 102
0727 0080G	Retaining Ring - M8	101 - 105
0741 3506	Ball Bearing - 6x12x4 mm	65 - 108
0741 3506	Ball Bearing - 6x12x4 mm	71 - 105
0742 3808	Ball Bearing - 8x16x5	101 - 108
0742 3808	Ball Bearing - 8x16x5	67 - 105
0742 3808	Ball Bearing - 8x16x5	31 - 103
0742 3808	Ball Bearing - 8x16x5	63 - 107
0742 3808	Ball Bearing - 8x16x5	115 - 103
0742 3808	Ball Bearing - 8x16x5	73 - 114
0742 3808	Ball Bearing - 8x16x5	33 - 107
0742 3808	Ball Bearing - 8x16x5	29 - 103
0742 3906	Ball Bearing - 6x14x5mm	107 - 108
0800 0072	Philips Pan Head Screw - M2.6x4	75 - 102
0801 0142	Screw - Spring Washer - M5x8	137 - 106
0802 5299	Tapping Screw - M3x8	23 - 108
0803 0058	Stepped Screw	139 - 103
0805 0072	CS Ring	75 - 106
0805 0088	Retaining Ring - M6	69 - 107
0805 0089	Retaining Ring - M4	27 - 101
0805 0089	Retaining Ring - M4	33 - 105
0805 0089	Retaining Ring - M4	35 - 101
0805 0089	Retaining Ring - M4	31 - 104

Part No.	Description	Page and Index No.
0805 3368	Ball Bearing - 8x16x5mm	49 - 108
0805 3480	Bushing - 6mm	107 - 112
0807 5056	Washer - 8.1mm	101 - 106
0950 3006M	Philips Screw With Lock Washer	99 - 102
0950 4008N	Screw:Spring Washer:M4x8	135 - 112
0951 3004N	Screw:Polished Round:M3x4	131 - 102
0951 3004P	Screw:Polished Round:M3x4	93 - 104
0951 3006N	Screw - M3x6	89 - 104
0951 3006N	Screw - M3x6	87 - 101
0951 3006N	Screw - M3x6	93 - 101
0951 3006N	Screw - M3x6	47 - 104
0951 3006N	Screw - M3x6	57 - 109
0951 3006N	Screw - M3x6	85 - 103
0951 3008N	Screw:Polished Roud:M3x8	89 - 101
0951 3008N	Screw:Polished Roud:M3x8	87 - 105
0951 3008N	Screw:Polished Roud:M3x8	91 - 105
0951 3008N	Screw:Polished Round:M3x8	45 - 104
0951 4005N	Screw:Polished Round:M4x5	121 - 110
0951 4006N	Screw:Polished Round:M4x6	55 - 104
0951 4008N	Screw:Polished Round:M4x8	95 - 102
0951 4008N	Screw:Polished Round:M4x8	55 - 106
0951 4008N	Screw:Polished Round:M4x8	119 - 103
0951 4008N	Screw:Polished Round:M4x8	15 - 105
0951 4008N	Screw:Polished Round:M4x8	79 - 102
0951 4008N	Screw:Polished Round:M4x8	53 - 107
0951 4010N	Screw:Polished Round:M4x10	133 - 101
0951 4010N	Screw:Polished Round:M4x10	145 - 102
0951 4012N	Screw:Polished Round:M4x12	15 - 106
0951 4014N	Screw:Polished Round:M4x14	91 - 106
0951 5010N	Screw:M5x10	21 - 101
0954 3006N	Screw - M3x6	99 - 109
0954 3008N	Screw - M3x8	47 - 105
0954 3008N	Screw - M3x8	149 - 106
0954 3008N	Screw - M3x8	127 - 103
0954 3012N	Screw - M3x12	99 - 105

CÓPIA NÃO CONTROLADA

## CÓPIA NÃO CONTROLADA

Part No.	Description	Page and Index No.
0954 4008N	Screw - M4x8	99 - 103
0954 4008N	Screw - M4x8	101 - 107
0954 4008N	Screw - M4x8	97 - 103
0954 4008N	Screw - M4x8	95 - 105
0954 4008N	Screw - M4x8	47 - 103
0971 4006A	Philips Polycarbonate Screw - M4x6	83 - 104
0971 4008A	Philips Polycarbonate Screw - M4x8	83 - 105
1102 6245	Relay Connector - 2P	145 - 104
1102 6245	Relay Connector - 2P	133 - 103
1102 6245	Relay Connector - 2P	135 - 104
1102 6246	Relay Connector - 3P	73 - 101
1102 6247	Connector - 4P	69 - 101
1102 6249	Relay Connector - 6P	63 - 108
1102 6249	Relay Connector - 6P	67 - 106
1102 6251	Connector - 8P	63 - 109
1102 6252	Connector - 9P	63 - 110
1102 6257	Relay Connector - 14P	73 - 102
1102 6258	Relay Connector - 15P	73 - 103
1102 6260	Relay Connector - 3P	69 - 102
1102 6279	Connector - 3P	69 - 103
1102 6297	Connector - 4P	153 - 101
1102 6600	Connector - 8P	167 - 101
1102 7615	Connector - B8B-XH-A	181 - 101
1102 7626	Connector - TX25-80P-LT-N1	167 - 102
1102 7699	Connector - TX24-50R-LT-N1	153 - 102
1102 8091	Connector - 53505-4010	167 - 103
1102 8091	Connector - 53505-4010	153 - 103
1102 8474	Connector - 5 P	153 - 104
1102 8475	Connector - 11P	153 - 105
1102 8487	Connector - 55451-2610	153 - 106
1102 8502	Connector - 54679-1615	135 - 113
1102 8504	Connector	121 - 103
1102 8716	Connector:55450-1880	167 - 104
1102 8832	Connector - DM-3D4-B3210	181 - 102
1102 9079	Connector - RHM-88PL-SDK11-1	181 - 103

Part No.	Description	Page and Index No.
1102 9336	Connector:FPS009-2300-0	181 - 104
1102 9337	Connector:14016PS-JUK-G-B-1	181 - 105
1102 9378	Connector:55450-1280	167 - 105
1102 9381	Connector:55450-2080	167 - 106
1102 9456	Connector - 20 5078 050 510 861	181 - 106
1102 9686	Connector - RHM-176P-SDK11-U1L1C	181 - 107
1102 9887	Connector:52588-3090	181 - 108
1103 3167	Connector:FH12-28S-0.5SH(89)	167 - 107
1103 3427	Connector:FH12-49S-0.5SV(89)	153 - 107
1103 3480	Connector:55450-1380	167 - 108
1103 3537	Connector:292212-7	167 - 109
1104 0764	IC Socket - 8 PIN	153 - 108
1105 0032	Clamp	19 - 103
1105 0046	Harness Band	123 - 102
1105 0192	Locking Support	33 - 102
1105 0229	Clamp	75 - 104
1105 0230	Clamp	53 - 101
1105 0267	Harness Clamp - YMC-10-0	57 - 106
1105 0283	Clamp	101 - 103
1105 0290	Harness Clamp - Horizontal	41 - 104
1105 0290	Harness Clamp - Horizontal	107 - 101
1105 0291	Harness Clamp - LWS-3S	57 - 107
1105 0306	Metal Clamp - AL-4	51 - 104
1105 0306	Metal Clamp - AL-4	45 - 106
1105 0310	Harness Clamp - LWS-1S	41 - 103
1105 0310	Harness Clamp - LWS-1S	37 - 106
1105 0310	Harness Clamp - LWS-1S	27 - 106
1105 0328	Harness Clamp - ES-0505	73 - 104
1105 0328	Harness Clamp - ES-0505	65 - 106
1105 0328	Harness Clamp - ES-0505	53 - 102
1105 0328	Harness Clamp - ES-0505	145 - 109
1105 0328	Harness Clamp - ES-0505	107 - 102
1105 0328	Harness Clamp - ES-0505	111 - 101
1105 0328	Harness Clamp - ES-0505	117 - 102
1105 0328	Harness Clamp - ES-0505	63 - 102

CÓPIA NÃO CONTROLADA

## CÓPIA NÃO CONTROLADA

Part No.	Description	Page and Index No.
1105 0487	Harness Clamp	71 - 106
1105 0487	Harness Clamp	93 - 103
1105 0487	Harness Clamp	143 - 103
1105 0487	Harness Clamp	49 - 109
1105 0487	Harness Clamp	73 - 105
1105 0487	Harness Clamp	137 - 103
1105 0488	Harness Clamp	39 - 102
1105 0488	Harness Clamp	137 - 104
1105 0488	Harness Clamp	133 - 108
1105 0488	Harness Clamp	139 - 104
1105 0488	Harness Clamp	141 - 111
1105 0488	Harness Clamp	149 - 108
1105 0489	Harness Clamp - LWS 1316	121 - 113
1105 0489	Harness Clamp - LWS 1316	125 - 104
1105 0489	Harness Clamp - LWS 1316	49 - 110
1105 0489	Harness Clamp - LWS 1316	135 - 108
1105 0489	Harness Clamp - LWS 1316	137 - 105
1105 0490	Harness Clamp - LWS-2218	121 - 112
1105 0490	Harness Clamp - LWS-2218	131 - 104
1105 0490	Harness Clamp - LWS-2218	135 - 110
1105 0490	Harness Clamp - LWS-2218	127 - 105
1105 0490	Harness Clamp - LWS-2218	125 - 106
1105 0508	Harness Clamp - LWS-0711	117 - 105
1105 0508	Harness Clamp - LWS-0711	127 - 104
1105 0508	Harness Clamp - LWS-0711	113 - 105
1105 0508	Harness Clamp - LWS-0711	141 - 110
1105 0511	Harness Clamp - LWS-0306ZC	45 - 101
1105 0511	Harness Clamp - LWS-0306ZC	27 - 107
1105 0511	Harness Clamp - LWS-0306ZC	103 - 106
1105 0511	Harness Clamp - LWS-0306ZC	123 - 104
1105 0511	Harness Clamp - LWS-0306ZC	105 - 104
1105 0511	Harness Clamp - LWS-0306ZC	95 - 107
1105 0511	Harness Clamp - LWS-0306ZC	23 - 103
1105 0511	Harness Clamp - LWS-0306ZC	145 - 103
1105 0511	Harness Clamp - LWS-0306ZC	41 - 105

Part No.	Description	Page and Index No.
1105 0511	Harness Clamp - LWS-0306ZC	73 - 106
1105 0511	Harness Clamp - LWS-0306ZC	107 - 104
1105 0511	Harness Clamp - LWS-0306ZC	67 - 107
1105 0511	Harness Clamp - LWS-0306ZC	113 - 106
1105 0511	Harness Clamp - LWS-0306ZC	31 - 105
1105 0511	Harness Clamp - LWS-0306ZC	63 - 103
1105 0511	Harness Clamp - LWS-0306ZC	117 - 104
1105 0511	Harness Clamp - LWS-0306ZC	71 - 107
1105 0511	Harness Clamp - LWS-0306ZC	37 - 107
1105 0511	Harness Clamp - LWS-0306ZC	69 - 105
1105 0514	Edge Saddle - EDS-0607L	23 - 107
1105 0514	Edge Saddle - EDS-0607L	29 - 106
1105 0516	Clamp	117 - 110
1105 0516	Clamp	149 - 105
1105 0516	Clamp	125 - 105
1105 0516	Clamp	121 - 106
1105 0516	Clamp	147 - 106
1105 0516	Clamp	135 - 109
1105 0516	Clamp	45 - 107
1105 0516	Clamp	105 - 105
1105 0516	Clamp	127 - 106
1105 0516	Clamp	131 - 103
1105 0518	Edge Saddle - LES-1010	73 - 107
1105 0518	Edge Saddle - LES-1010	107 - 103
1105 0518	Edge Saddle - LES-1010	117 - 109
1105 0518	Edge Saddle - LES-1010	141 - 103
1105 0518	Edge Saddle - LES-1010	125 - 102
1105 0518	Edge Saddle - LES-1010	131 - 107
1105 0518	Edge Saddle - LES-1010	137 - 110
1105 0518	Edge Saddle - LES-1010	143 - 106
1105 0522	Edge Saddle - LES0510	127 - 107
1105 0522	Edge Saddle - LES0510	131 - 106
1105 0522	Edge Saddle - LES0510	149 - 107
1105 0522	Edge Saddle - LES0510	103 - 105
1105 0522	Edge Saddle - LES0510	117 - 103

CÓPIA NÃO CONTROLADA

## CÓPIA NÃO CONTROLADA

Part No.	Description	Page and Index No.
1105 0522	Edge Saddle - LES0510	113 -107
1105 0522	Edge Saddle - LES0510	65 - 105
1105 0522	Edge Saddle - LES0510	143 -107
1105 0522	Edge Saddle - LES0510	135 -106
1105 0522	Edge Saddle - LES0510	73 - 108
1105 0522	Edge Saddle - LES0510	141 -109
1105 0522	Edge Saddle - LES0510	71 - 108
1105 0532	Edge Saddle - LES-25L	135 -107
1105 0532	Edge Saddle - LES-25L	137 -107
1105 0534	Clamp	85 - 106
1105 0542	Harness Clamp - MSBS-1207	63 - 111
1105 0582	Clamp:RBWS-0510D-V0	137 -112
1105 0607	Clamp:RBWS-1015D V0	131 -105
1106 0411	Bushing - 11.5mm	57 - 108
1107 1095	Fuse - SST 2	181 -109
1204 1385	Push Switch	181 -110
1204 1422	Dip Switch - 51D-0401	181 -111
1204 1542	Dip Switch	181 -112
1204 1543	Dip Switch	181 -113
1204 2306	Dip Switch - CHS-04B	167 -110
1204 2390	Interlock Switch - FA8L-AB24	141 -106
1204 2468	Switch - AC250/16A	141 -104
1204 2521	Micro Switch	67 - 102
1204 2521	Micro Switch	141 -107
1206 0114	Primary Lithium Cell:CR2354/1F2	181 -114
1400 0715	Transistor - 2SB1197KR	181 -115
1400 0730	Transistor - 2SD1782K	181 -116
1400 0769	Transistor - 2SA1576A	181 -117
1400 0775	Transistor - 2SC4081	181 -118
1400 0795	Transistor - 2SC4617	153 -109
1400 0810	Transistor - DTC114EUA	181 -119
1400 0810	Transistor - DTC114EUA	167 -111
1400 0948	Transistor:DTC143ZE	167 -112
1400 0981	Transistor - 2SC3052	181 -120
1401 0902	Fet:2SK1590	181 -121

Part No.	Description	Page and Index No.
1401 1181	Fet - 2SK2157-AZ	181 -122
1401 1192	Fet - 2SK1764	181 -123
1401 1202	Fet - HAT1023R	167 -113
1401 1207	Fet:HAT2070R	167 -114
1401 1209	IC - HAT2093R	181 -124
1401 1228	Fet:SI3433DV-E3	181 -125
1401 1317	Fet - HAT2197R	181 -126
1401 1318	Fet - HAT2198R	181 -127
1401 1319	Fet - TPC8105-H	181 -128
1401 1320	Fet - TPC8107	181 -129
1402 1336	Diode - 1SS355	153 -110
1402 1336	Diode - 1SS355	181 -130
1402 1342	Diode - 1SR154-400	167 -115
1402 1343	Diode - RB106L-40	181 -131
1402 1398	Diode - RB050L-40	181 -132
1402 1503	Diode - 1SS400	167 -116
1402 1530	Diode - RB520S-30	181 -133
1402 1565	Diode - RB	153 -111
1402 1648	Diode:RB053	167 -117
1402 1698	Diode - RB	181 -134
1402 1709	Diode:EC21QS06G	181 -135
1403 0907	Diode - SML-310LT	167 -118
1403 0953	LED - SML-310MT	181 -136
1403 0953	LED - SML-310MT	153 -112
1403 0953	LED - SML-310MT	167 -119
1403 0978	LED - SML-310DT	153 -113
1403 0996	LED - SML-310VT	153 -114
1403 0996	LED - SML-310VT	181 -137
1407 5090	IC - DS90CF364MTD	167 -120
1407 5334	IC - CMOS LOGIC 74LVC244A TSSOP	167 -121
1407 5347	IC - SN74LV08APW	167 -122
1407 5350	IC - SN74LV00APW	167 -123
1407 5351	IC - SN74LV14APW	167 -124
1407 5353	IC - SN74LV244APW	167 -125
1407 5366	IC - 74LVC08A TSSOP	153 -115

CÓPIA NÃO CONTROLADA

## CÓPIA NÃO CONTROLADA

Part No.	Description	Page and Index No.
1407 5367	IC - 74LVC74A	167 -126
1407 5392	IC:SN74LV541APW	153 -116
1407 5439	CMOS Logic:SN74AHC2G66HDCT	181 -138
1407 5463	IC - SN74LV245APW	153 -117
1407 5469	IC - SN74LV07APW	153 -118
1407 5469	IC - SN74LV07APW	167 -127
1407 5482	IC - SN74LVC07APW	181 -139
1407 5511	IC - SN74LVC14APW	153 -119
1407 5633	IC - SN74LV574APW	153 -120
1407 5640	CMOS Logic:SN74AHC1G14HDCK	181 -140
1407 5684	CMOS Logic - SN74AHC1G08HDCK	181 -141
1407 5705	IC - SN74LVC06APW	167 -128
1407 5709	IC - MK1705A	167 -129
1407 5742	IC - ICS553MI	167 -130
1407 5790	CMOS Logic - SN74AHC2G08HDCU	181 -142
1407 5803	IC:SN74LV132APW	181 -143
1407 5927	CMOS Logic - SN74LVC1G14DCK	181 -144
1407 6101	IC - SN74LVC2G17DCK	181 -145
1407 6126	Clock Generator - ICS950812CG	181 -146
1407 6127	Clock Generator:ICS960008AFLF	181 -147
1407 6166	IC - ESOC	153 -121
1407 6187	CMOS Logic - SN74LVC1G07DCK	167 -131
1407 6205	CMOS Logic - SN74LVC1G06DCK	167 -132
1407 6245	CMOS Logic - SN74CBTLV3253PW	181 -148
1407 6248	Eeprom - M24256-BWMN6	181 -149
1407 6278	ICH3 - NH82801CAM(SL7A7)	181 -150
1407 6279	Gmch - NH82830MP(SL7A6)	181 -151
1407 6292	Controller:RB5V861	167 -133
1407 6343	Clock Generator:MB88152PNF-G-101-E1	167 -134
1407 6380	Eeprom - BR24I08-W	125 -103
1407 6526	CPU - NK80530MZ866256(SL7XH)	181 -152
1408 1508	Series Regulator - PQ07VZ012Z	167 -135
1408 1538	IC - M62032AFP	167 -136
1408 1664	Series Regulator:LM1117MP-ADJ/NOPB	167 -137
1408 1664	Series Regulator:LM1117MP-ADJ/NOPB	181 -153

Part No.	Description	Page and Index No.
1408 1730	IC - MM1096BF	153 -122
1408 1736	Operational Amplifier:LMV358MM	153 -123
1408 1778	IC:R3112Q101A	181 -154
1408 1779	IC - R3112Q281A	181 -155
1408 1779	IC - R3112Q281A	153 -124
1408 1790	IC - R3112Q301A	167 -138
1408 1815	IC - R3112Q151A	181 -156
1408 1818	Series Regulator - LM1117MP-1.8	153 -125
1408 1825	IC - R3112Q121A	181 -157
1408 1826	IC - R3112Q421A	181 -158
1408 1945	IC - SI-85	167 -139
1408 1956	IC:LTC3728LXCUH#TRPBF	181 -159
1408 2007	Operational Amplifier:LM324PW	167 -140
1408 2057	IC - LTC3714EG#TRPBF	181 -160
1503 0773	Crystal Oscillator:32.768KHZ:7PF	181 -161
1503 0842	Oscillator - 14.31818MHz	181 -162
1503 0885	Crystal Oscillator - 10MHz	167 -141
1503 0947	Crystal Oscillator:25MHz	181 -163
1503 1089	Oscillator - 85.2MHz	167 -142
1503 1090	Oscillator - 21.176MHz	167 -143
1503 1215	Crystal Oscillator - 17.5MHz	153 -126
1600 1880	Resistor - 25M $\Omega \pm 1\%$ 1W	167 -144
1601 7752	Resistor Array - 10K $\Omega \pm 5\%$	153 -127
1601 7781	Resistor - 10 $\Omega \pm 5\%$	153 -128
1601 7877	Resistor Array 4.7K $\Omega \pm 5\%$ 1/32W	167 -145
1601 7887	Resistor Array - 10K $\Omega \pm 5\%$ 1/32W	167 -146
1601 7898	Resistor Array	167 -147
1601 7898	Resistor Array	181 -164
1601 7900	Resistor Array - 0 $\Omega \pm 5\%$	167 -148
1601 7909	Resistor Array - 10 $\Omega \pm 5\%$ 1/32W	181 -165
1601 7913	Resistor 22 $\Omega \pm 5\%$ 1/32W	181 -166
1601 7914	Resistor Array - 47 $\Omega \pm 5\%$	167 -149
1601 7943	Resistor Array - 68 $\Omega \pm 5\%$ 1/32W	167 -150
1601 7943	Resistor Array - 68 $\Omega \pm 5\%$ 1/32W	181 -167
1601 7959	Resistor	167 -151

CÓPIA NÃO CONTROLADA

## CÓPIA NÃO CONTROLADA

Part No.	Description	Page and Index No.
1601 7960	Resistor Array - 100 $\Omega$ $\pm$ 5% 1/16W	167 -152
1601 7981	Resistor Array - 100K $\Omega$ $\pm$ 5% 1/16W	167 -153
1604 4306	Capacitor	167 -154
1604 4848	Capacitor - 100 $\mu$ F $\pm$ 20% 10V	167 -155
1604 4894	Capacitor:100 $\mu$ F: $\pm$ 20%:16V	153 -129
1604 4987	Capacitor - 330 $\mu$ F $\pm$ 20% 6.3V	167 -156
1604 5042	Capacitor:330 $\mu$ F: $\pm$ 20%:4V	167 -157
1604 5047	Capacitor - 330 $\mu$ F $\pm$ 20% 10V	167 -158
1604 5082	Capacitor - 330 $\mu$ F $\pm$ 20% 10V	167 -159
1604 5357	Resistor - 560 $\mu$ F $\pm$ 20% 4V	181 -168
1605 0976	Capacitor - 1 $\mu$ F +80% -20% 10V	167 -160
1605 0976	Capacitor - 1 $\mu$ F +80% -20% 10V	181 -169
1605 1034	Ceramic Capacitor:1000pF: $\pm$ 10%:50V	181 -170
1605 1106	Ceramic Capacitor - 2200 pF $\pm$ 10% 50V	167 -161
1605 1124	Capacitor - 4.7 $\mu$ F +80 -20% 10V	181 -171
1605 1176	Ceramic Capacitor 0.47 $\mu$ F +80-20%16V	181 -172
1605 1181	Capacitor - 10 $\mu$ F +80-20% 10V	167 -162
1605 1194	Capacitor:3pF: $\pm$ 0.25pF:50V	181 -173
1605 1195	Capacitor:4pF: $\pm$ 0.25pF:50V	181 -174
1605 1196	Capacitor - 5pF: $\pm$ 0.25pF:50V	181 -175
1605 1197	Capacitor - 6pF $\pm$ 0.5pF 50V	181 -176
1605 1202	Capacitor - 15pF $\pm$ 5% 50V	153 -130
1605 1205	Capacitor - 33pF $\pm$ 5% 50V	181 -177
1605 1206	Capacitor - 47pF $\pm$ 5% 50V	181 -178
1605 1206	Capacitor - 47pF $\pm$ 5% 50V	153 -131
1605 1207	Capacitor - 68pF $\pm$ 5% 50V	181 -179
1605 1208	Capacitor:100pF: $\pm$ 5%:50V	153 -132
1605 1208	Capacitor:100pF: $\pm$ 5%:50V	181 -180
1605 1209	Capacitor - 150pF $\pm$ 5% 50V	181 -181
1605 1210	Capacitor:180pF: $\pm$ 5%:50V	181 -182
1605 1211	Capacitor - 220pF $\pm$ 10% 50V	181 -183
1605 1212	Capacitor - 470pF $\pm$ 10% 50V	181 -184
1605 1212	Capacitor - 470pF $\pm$ 10% 50V	153 -133
1605 1214	Capacitor - 1000pF $\pm$ 10% 50V	153 -134
1605 1214	Capacitor - 1000pF $\pm$ 10% 50V	181 -185

Part No.	Description	Page and Index No.
1605 1216	Capacitor - 2200pF $\pm$ 10%:50V	181 -186
1605 1221	Capacitor - 0.1 $\mu$ F+80-20%16V	167 -163
1605 1221	Capacitor - 0.1 $\mu$ F+80-20%16V	153 -135
1605 1221	Capacitor - 0.1 $\mu$ F+80-20%16V	181 -187
1605 1224	Capacitor 4.7 $\mu$ F $\pm$ 10% 6.3V	167 -164
1605 1225	Capacitor - 0.1 $\mu$ F $\pm$ 10% 50V	181 -188
1605 1234	Capacitor:4700pF: $\pm$ 10%:50V	153 -136
1605 1234	Capcitor:4700pF: $\pm$ 10%:50V	181 -189
1605 1240	Capacitor - 0.01 $\mu$ F $\pm$ 10% 25V	181 -190
1605 1246	Capacitor - 3.3 $\mu$ F $\pm$ 20% 25V	167 -165
1605 1249	Capacitor:0.047 $\mu$ F: $\pm$ 10%:16V	181 -191
1605 1281	Capacitor - 0.22 $\mu$ F $\pm$ 10% 16V	167 -166
1605 1281	Capacitor - 0.22 $\mu$ F $\pm$ 10% 16V	181 -192
1605 1281	Capacitor - 0.22 $\mu$ F $\pm$ 10% 16V	153 -137
1605 1282	Capacitor:22 $\mu$ F:+80-20%:10V	181 -193
1605 1283	Capacitor - 680pF $\pm$ 10% 50V	181 -194
1605 1284	Capacitor:1500pF: $\pm$ 10%:50V	181 -195
1605 1289	Capacitor - 0.1 $\mu$ F $\pm$ 10% 10V	181 -196
1605 1291	Capacitor:2.2 $\mu$ F: $\pm$ 10%:10V	153 -138
1605 1295	Capacitor:10 $\mu$ F:+80-20%:10V	181 -197
1605 1296	Capacitor - 330pF $\pm$ 10% 50V	181 -198
1605 1303	Capacitor - 0.01 $\mu$ F +80-20% 50V	181 -199
1605 1306	Capacitor - 1 $\mu$ F $\pm$ 10% 10V	181 -200
1605 1352	Resistor - 82pF $\pm$ 5% 50V	181 -201
1605 1354	Capacitor:1200pF: $\pm$ 5%:50V	181 -202
1605 1355	Ceramic Capacitor:680pF: $\pm$ 10%:50V	167 -167
1605 1406	Capacitor - 10 $\mu$ F $\pm$ 10% 6.3V	167 -168
1605 1416	Capacitor - 1800pF: $\pm$ 5%:50V	181 -203
1605 1417	Capacitor:47 $\mu$ F:+80-20%:10V	181 -204
1605 1432	Resistor - 100 $\mu$ F $\pm$ 20% 6.3V	181 -205
1605 1439	Capacitor:470pF: $\pm$ 20%:50V	153 -139
1605 1450	Resistor - 22 $\mu$ F $\pm$ 10% 6.3V	181 -206
1605 1454	Capacitor:0.33 $\mu$ F: $\pm$ 10%:6.3V	153 -140
1605 1464	Resistor - 10 $\mu$ F $\pm$ 20% 25V	181 -207
1605 1483	Capacitor:0.01 $\mu$ F: $\pm$ 20%:25V	153 -141

CÓPIA NÃO CONTROLADA

## CÓPIA NÃO CONTROLADA

Part No.	Description	Page and Index No.
1605 1606	Capacitor:0.33 $\mu$ F:±10%:16V	167 -169
1607 0623	Ferrite Core - TFC-16-8-13	39 - 107
1607 0861	Filter - BK2125HS101	167 -170
1607 1061	Filter - BLM11P300SPB	167 -171
1607 1092	Ferrite Core:RFC-10	15 - 107
1607 1092	Ferrite Core:RFC-10	137 -109
1607 1322	Inductor:LB2012B4R7M	181 -208
1607 1326	Inductor - SLFL2575-2R7N7R0-PF	167 -172
1607 1345	Filter:BLM18HG601SN1B	167 -173
1607 1351	Filter BLM21PG221SN1B	167 -174
1607 1489	Filter - MMZ1608B301C	181 -209
1607 1556	Inductor:RLF7030-1R5N6R1	181 -210
1607 1637	Coil:ACM2012-900-2P	181 -211
1607 1650	Inductor:RLF7030-6R8M2R8	181 -212
1607 1651	Inductor - HM73-101R0LF	181 -213
1607 1657	Inductor - HM73-10R68LF	181 -214
1609 0005	Resistor:33 $\Omega$ :±5%:1/16W	153 -142
1609 0006	Resistor:10K $\Omega$ :±5%:1/16W	153 -143
1609 0016	Resistor:56 $\Omega$ :±5%:1/16W	153 -144
1609 0020	Resistor:10 $\Omega$ :±5%:1/16W	153 -145
1610 1218	Resistor	167 -175
1610 1733	Resistor - 0.01 $\Omega$ ±1% 1W	181 -215
1610 1775	Resistor - 0.03 $\Omega$ ±1% 1W	181 -216
1610 1804	Resistor:0.006 $\Omega$ :±1%:1W	181 -217
1610 1805	Resistor - 0.003 $\Omega$ ±2% 1W	181 -218
1632 0000	Resistor - 0 $\Omega$ 1/8W	181 -219
1633 0000	Resistor - 0 $\Omega$ 1/10W	167 -176
1633 0000	Resistor - 0 $\Omega$ 1/10W	181 -220
1634 0000	Resistor - 0 $\Omega$ 1/16W	167 -177
1634 0000	Resistor - 0 $\Omega$ 1/16W	153 -146
1644 0220	Capacitor - 22 $\mu$ F ±20% 10V	167 -178
1650 4100	Resistor - 10 $\Omega$ ±5% 1/10W	153 -147
1650 4100	Resistor - 10 $\Omega$ ±5% 1/10W	167 -179
1650 4101	Resistor - 100 $\Omega$ ±5%1/10W	153 -148
1650 4101	Resistor - 100 $\Omega$ ±5%1/10W	167 -180

Part No.	Description	Page and Index No.
1650 4102	Resistor - 1K $\Omega$ ±5% 1/10W	153 -149
1650 4102	Resistor - 1K $\Omega$ ±5% 1/10W	167 -181
1650 4103	Resistor - 10K $\Omega$ ±5% 1/10W	167 -182
1650 4103	Resistor - 10K $\Omega$ ±5% 1/10W	153 -150
1650 4104	Resistor - 100K $\Omega$ ±5%1/10W	167 -183
1650 4104	Resistor - 100K $\Omega$ ±5%1/10W	153 -151
1650 4105	Resistor - 1M $\Omega$ ±5% 1/10W	167 -184
1650 4105	Resistor - 1M $\Omega$ ±5% 1/10W	153 -152
1650 4150	Resistor - 15 $\Omega$ ±5% 1/10W	167 -185
1650 4151	Resistor - 150 $\Omega$ ±5%1/10W	167 -186
1650 4200	Resistor - 20 $\Omega$ ±5% 1/10W	167 -187
1650 4202	Resistor - 2K $\Omega$ ±5%1/10W	167 -188
1650 4220	Chip Resistor - 22 $\Omega$ ±5% 1/10W	167 -189
1650 4222	Resistor - 2.2K $\Omega$ ±5%1/10W	153 -153
1650 4222	Resistor - 2.2K $\Omega$ ±5%1/10W	167 -190
1650 4242	Resistor - 2.4K $\Omega$ ±5% 1/10W 1608	167 -191
1650 4330	Chip Resistor - 33 $\Omega$ ±5% 1/10W	167 -192
1650 4330	Chip Resistor - 33 $\Omega$ ±5% 1/10W	153 -154
1650 4331	Resistor - 330 $\Omega$ ±5%1/10W	167 -193
1650 4390	Resistor - 39 $\Omega$ -5% 1/10W	167 -194
1650 4470	Resistor - 47 $\Omega$ ±5%1/10W	167 -195
1650 4472	Resistor - 4.7K $\Omega$ ±5% 1/10W	167 -196
1650 4473	Resistor - 47K $\Omega$ ±5%1/10W	167 -197
1650 4511	Resistor - 510 $\Omega$ ±5%1/10W	167 -198
1650 4620	Resistor 62 $\Omega$ ±5% 1/10W	167 -199
1650 4680	Resistor - 68 $\Omega$ ±5%1/10W	167 -200
1650 4681	Resistor - 680 $\Omega$ ±5% 1/10W	153 -155
1650 4750	Resistor - 75 $\Omega$ ±5%1/10W	167 -201
1650 5100	Chip Resistor - 10 $\Omega$ ±5%1/16W	181 -221
1650 5101	Chip Resistor - 100 $\Omega$ ±5%1/16W	181 -222
1650 5102	Chip Resistor - 1K $\Omega$ ±5%1/16W	181 -223
1650 5103	Chip Resistor - 10K $\Omega$ ±5%1/16W	181 -224
1650 5104	Chip Resistor - 100K $\Omega$ ±5%1/16W	181 -225
1650 5106	Resistor - 10M $\Omega$ ±5% 1/16W	181 -226
1650 5109	Chip Resistor 1 $\Omega$ ±5% 1/16W	181 -227

CÓPIA NÃO CONTROLADA



## CÓPIA NÃO CONTROLADA

Part No.	Description	Page and Index No.
1650 5122	Chip Resistor - 1.2K $\Omega$ ±5% 1/16W	181 -228
1650 5151	Resistor - 150 $\Omega$ ±5% 1/16W	181 -229
1650 5152	Chip Resistor:1.5K $\Omega$ :±5%:1/16W	181 -230
1650 5153	Chip Resistor - 15K $\Omega$ ±5% 1/16W	181 -231
1650 5202	Chip Resistor:2K $\Omega$ :±5%:1/16W	181 -232
1650 5204	Chip Resistor - 200K $\Omega$ ±5% 1/16W	181 -233
1650 5220	Resistor - 22 $\Omega$ ±5% 1/16W	181 -234
1650 5221	Chip Resistor - 220 $\Omega$ ±5% 1/16W	181 -235
1650 5222	Resistor - 2.2K $\Omega$ ±5% 1/16W	181 -236
1650 5229	Resistor:2.2 $\Omega$ :±5%:1/16W:1005	181 -237
1650 5241	Resistor - 240 $\Omega$ ±5% 1/16W	181 -238
1650 5330	Chip Resistor - 33 $\Omega$ ±5% 1/16W	181 -239
1650 5331	Resistor - 330 $\Omega$ ±5% 1/16W	181 -240
1650 5332	Resistor - 3.3K $\Omega$ ±5% 1/16W	181 -241
1650 5390	Resistor - 39 $\Omega$ ±5% 1/16W	181 -242
1650 5393	Resistor - 39K $\Omega$ ±5% 1/16W	181 -243
1650 5470	Chip Resistor 47 $\Omega$ ±5% 1/16W	181 -244
1650 5471	Chip Resistor - 470 $\Omega$ -5% 1/16W	181 -245
1650 5472	Chip Resistor:4.7K $\Omega$ :±5%:1/16W	181 -246
1650 5511	Resistor - 510 $\Omega$ ±5% 1/16W	181 -247
1650 5513	Chip Resistor:51K $\Omega$ :±5%:1/16W	181 -248
1650 5560	Chip Resistor 56 $\Omega$ ±5% 1/16W	181 -249
1650 5562	Chip Resistor:5.6K $\Omega$ :±5%:1/16W	181 -250
1650 5569	Resistor - 5.6 $\Omega$ ±5% 1/16W	181 -251
1650 5623	Resistor - 62K $\Omega$ ±5% 1/16W	181 -252
1650 5680	Resistor - 68 $\Omega$ ±5% 1/16W	181 -253
1650 5681	Chip Resistor:680 $\Omega$ :±5%:1/16W	181 -254
1650 5822	Chip Resistor:8.2K $\Omega$ :±5%:1/16W	181 -255
1650 5823	Chip Resistor:82K $\Omega$ :±5%:1/16W	181 -256
1653 3309	Resistor - 33 $\Omega$ ±1% 1/8W	167 -202
1653 7509	Resistor - 75 $\Omega$ ±1% 1/8W	167 -203
1654 1001	Resistor - 1K $\Omega$ ±1% 1/10W	167 -204
1654 1101	Resistor - 1.1K $\Omega$ ±1% 1/10W	167 -205
1654 1401	Resistor - 1.4K $\Omega$ ±1% 1/10W 1608	167 -206
1654 1800	Resistor - 180 $\Omega$ ±1% 1/10W	167 -207

Part No.	Description	Page and Index No.
1654 4420	Resistor 442 $\Omega$ ±1% 1/10w 1608	167 -208
1654 4990	Resistor - 499 $\Omega$ ±1% 1/10W	167 -209
1655 0000	Chip Resistor - 0 $\Omega$ ±0% 1/16W	181 -257
1655 1001	Chip Resistor - 1K $\Omega$ ±1% 1/16W	181 -258
1655 1002	Chip Resistor - 10K $\Omega$ ±1% 1/16W	181 -259
1655 1009	Resistor - 10 $\Omega$ ±1% 1/16W	181 -260
1655 1100	Resistor - 110 $\Omega$ ±1% 1/16W	181 -261
1655 1370	Resistor - 137 $\Omega$ ±1% 1/16W	181 -262
1655 1409	Resistor - 14 $\Omega$ ±1% 1/16W	181 -263
1655 1502	Resistor - 15K $\Omega$ ±1% 1/16W	181 -264
1655 1800	Chip Resistor:180 $\Omega$ :±1%:1/16W	181 -265
1655 1829	Resistor - 18.2 $\Omega$ ±1% 1/16W	181 -266
1655 2000	Resistor - 200 $\Omega$ ±1% 1/16W	181 -267
1655 2001	Resistor - 2K $\Omega$ ±1% 1/16W	181 -268
1655 2002	Chip Resistor - 20K $\Omega$ ±1% 1/16W	181 -269
1655 2003	Chip Resistor - 200K $\Omega$ ±1% 1/16W	181 -270
1655 2052	Resistor - 20.5K $\Omega$ ±1% 1/16W	181 -271
1655 2209	Resistor - 22 $\Omega$ ±1% 1/16W	181 -272
1655 2210	Resistor - 221 $\Omega$ ±1% 1/16W	181 -273
1655 2402	Resistor - 24K $\Omega$ ±1% 1/16W	181 -274
1655 2433	Resistor - 243K $\Omega$ ±1% 1/16W	181 -275
1655 2490	Resistor - 249 $\Omega$ ±1% 1/16W	181 -276
1655 2679	Resistor - 26.7 $\Omega$ ±1% 1/16W	181 -277
1655 2749	Resistor - 27.4 $\Omega$ ±1% 1/16W	181 -278
1655 2803	Resistor - 280K $\Omega$ ±1% 1/16W	181 -279
1655 3000	Chip Resistor:300 $\Omega$ :±1%:1/16W	181 -280
1655 3002	Chip Resistor - 30K $\Omega$ ±1% 1/16W	181 -281
1655 3010	Resistor - 301 $\Omega$ ±1% 1/16W	181 -282
1655 3303	Resistor - 330K $\Omega$ ±1% 1/16W	181 -283
1655 3329	Resistor - 33.2 $\Omega$ ±1% 1/16W	181 -284
1655 3480	Resistor - 348 $\Omega$ ±1% 1/16W	181 -285
1655 3659	Resistor - 36.5 $\Omega$ ±1% 1/16W	181 -286
1655 3900	Resistor:390 $\Omega$ :±1%:1/16W	181 -287
1655 4321	Resistor:4.32K $\Omega$ :±1%:1/16W	181 -288
1655 4701	Chip Resistor - 4.7K $\Omega$ ±1% 1/16W	181 -289

CÓPIA NÃO CONTROLADA

## CÓPIA NÃO CONTROLADA

Part No.	Description	Page and Index No.
1655 4709	Resistor - $47\Omega \pm 1\%$ 1/16W	181 -290
1655 4750	Resistor - $475\Omega \pm 1\%$ 1/16W	181 -291
1655 4999	Resistor - $49.9\Omega \pm 1\%$ 1/16W	181 -292
1655 5101	Resistor - $5.1K\Omega \pm 1\%$ 1/16W	181 -293
1655 5109	Resistor - $51\Omega \pm 1\%$ 1/16W	181 -294
1655 5119	Resistor - $51.1\Omega \pm 1\%$ 1/16W	181 -295
1655 5499	Resistor - $54.9\Omega \pm 1\%$ 1/16W	181 -296
1655 5609	Resistor - $56\Omega \pm 1\%$ 1/16W	181 -297
1655 5621	Resistor - $5.62K\Omega \pm 1\%$ 1/16W	181 -298
1655 5629	Resistor - $56.2\Omega \pm 1\%$ 1/16W	181 -299
1655 5760	Resistor - $576\Omega \pm 1\%$ 1/16W	181 -300
1655 6049	Resistor - $60.4\Omega \pm 1\%$ 1/16W	181 -301
1655 6199	Resistor - $61.9\Omega \pm 1\%$ 1/16W	181 -302
1655 6209	Resistor - $62\Omega \pm 1\%$ 1/16W	181 -303
1655 6342	Resistor: $63.4K\Omega \pm 1\%$ 1/16W	181 -304
1655 6809	Chip Resistor - $68\Omega \pm 1\%$ 1/16W	181 -305
1655 8062	Resistor - $80.6K\Omega \pm 1\%$ 1/16W	181 -306
1655 8063	Resistor - $806K\Omega \pm 1\%$ 1/16W	181 -307
1655 8209	Resistor - $82\Omega \pm 1\%$ 1/16W	181 -308
1655 9100	Resistor - $910\Omega \pm 1\%$ 1/16W	181 -309
1660 0100	Capacitor - $10pF \pm 0.5pF$ 50V	167 -210
1660 2101	Capacitor - $100pF - \pm 10\%$ - 50V	167 -211
1660 2121	Capacitor - $120pF \pm 5\%$ 50V	181 -310
1660 2221	Capacitor - $220pF +80-20\%$ 50V	167 -212
1660 2270	Capacitor - $27pF \pm 20\%$ 35V	167 -213
1660 2330	Capacitor - $33pF - \pm 5\%$ - 50V	167 -214
1660 2331	Capacitor - $330pF \pm 5\%$ 50V	167 -215
1660 2470	Capacitor - $47pF \pm 5\%$ 50V	167 -216
1660 2471	Capacitor - $470pF - \pm 5\%$ - 50V	167 -217
1660 4102	Capacitor - $1000pF \pm 10\%$ 50V	167 -218
1660 4103	Capacitor - $10000pF - \pm 10\%$ - 50V	167 -219
1660 4103	Capacitor - $10000pF - \pm 10\%$ - 50V	153 -156
1660 4222	Capacitor - $2200pF - \pm 10\%$ - 50V	167 -220
1660 6103	Capacitor - $10000pF - +80\%-20\%$ 50V	167 -221
1660 6473	Capacitor - $47000pF +80 -20\%$ 50V	167 -222

Part No.	Description	Page and Index No.
1660 8104	Capacitor - $0.1\mu F \pm 20\%$ 25V	167 -223
1902 0069	SRAM - 4mx16 3.3V G1	153 -157
1906 0094	Flash Memory - S29AL016D70TFI020	153 -158
1907 0013	SDRAM:256m:4mx16x4:133MHz:G1	167 -224

CÓPIA NÃO CONTROLADA

## CÓPIA NÃO CONTROLADA

Part No.	Description	Page and Index No.
5053 0223	Bushing - 8mm	23 - 18
5053 0223	Bushing - 8mm	57 - 20
5053 0447	Bushing - 6mm	53 - 28
5053 0447	Bushing - 6mm	23 - 14
5053 0447	Bushing - 6mm	25 - 5
5053 0447	Bushing - 6mm	31 - 7
5053 0447	Bushing - 6mm	123 - 10
5053 0447	Bushing - 6mm	37 - 16
5053 0447	Bushing - 6mm	77 - 5
5201 2858	Friction Pad	55 - 11
5203 9501	Grease 501	191 - 6
5203 9502	Grease 501	191 - 6
5206 2684	Shoulder Screw - M3	29 - 21
5206 2684	Shoulder Screw - M3	87 - 23
5206 2686	Snap Ring	61 - 2
5206 2686	Snap Ring	23 - 5
5215 2621	Snap Ring - M6	39 - 32
5215 2621	Snap Ring - M6	23 - 21
5324 1658	Bushing- 4x8x4.5mm	29 - 5
5442 1924	Exposure Glass Cushion	43 - 5
5442 2754	Spring - Registration Roller	71 - 2
5442 9101	Setting Powder	191 - 7
5443 2668	Bushing - 4x6x7mm	73 - 6
5447 2681	Snap Ring	111 - 27
5447 2681	Snap Ring	23 - 22
5447 2681	Snap Ring	25 - 4
5447 2681	Snap Ring	145 - 14
5447 2681	Snap Ring	123 - 36
5447 2681	Snap Ring	33 - 9
5447 2681	Snap Ring	115 - 15
5447 2681	Snap Ring	113 - 14
5447 2681	Snap Ring	65 - 37
5447 2681	Snap Ring	109 - 9
5447 2681	Snap Ring	103 - 21
5447 2681	Snap Ring	37 - 9

Part No.	Description	Page and Index No.
5447 2681	Snap Ring	71 - 14
5447 2681	Snap Ring	63 - 2
5447 2681	Snap Ring	69 - 10
5447 2706	Gear - 15T	69 - 16
5894 2540	Arm Screw	63 - 28
5936 2321	Rubber Bushing - Vibration Damper	39 - 20
6754 2866	Roller - Positioning Guide	143 - 10
6754 2866	Roller - Positioning Guide	145 - 12

CÓPIA NÃO CONTROLADA