

نتقدم بثقة
Moving Forward
with Confidence



رؤية عمان
2040
Oman Vision

Classbook I A

ENGLISH FOR ME

Classbook I A

مدونة
سلطنة عمان
التعليمية



2020


Ministry of Education
Sultanate of Oman



Classbook 1A

ENGLISH FOR ME

سلطنة عمان
التعليمية







**His Majesty
Sultan Haitham Bin Tarik**



**The Late Sultan,
Qaboos Bin Said**



Welcome from the Minister of Education



Dear Pupils,

This Classbook and the accompanying Skills Book have been designed to introduce you to the basics of the English Language. Throughout the course, you will begin to learn English vocabulary, recognize letters and numbers and even begin to read a few simple words in English. You will learn how to speak and listen to English. You will also have the opportunity to self-assess your learning experience unit by unit.

In addition to the Classbook, and the Skills Book, your teacher will be using colourful resource packs of posters, flashcards and games to help enhance your comprehension of the English language. Big Books and learning DVDs will also be used regularly by your teacher in class to help you to progress in learning the language.

The tasks are carefully designed to develop your skills in an interesting and motivating way. Most of the tasks are usually completed in class under the guidance and support of your English teacher. However, there may be times when you will be asked to do some work at home.

The colourful glossary at the back of this book can be used at home with your parents to help you practice new words. We are sure that the learning experience will be enjoyable and memorable for you and your classmates.

Have a good semester and remember to take good care of your books!

Madiha Bint Ahmed Al-Shaibaniyah
Minister of Education



English for Me Grade 1A Class Book



Preparation:

This material has been produced, designed and managed by a committee formed by the English Language Curriculum Section of the Department of Human Sciences Curriculum Development, Directorate General of Curriculum Development at the Ministry of Education.



© Ministry of Education, Sultanate of Oman 2020

All rights reserved.





I'm



Unit 1 Introduction to English

مدونة
سلطنة عمان
التعليمية


This is Sami.

Biff

This is Soot.

Sami

Vicky



Sing the song.

Hello, I'm Paul.
How are you?

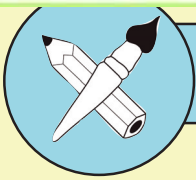
مدونة سلطنة عمان التعليمية
Paul

Maha




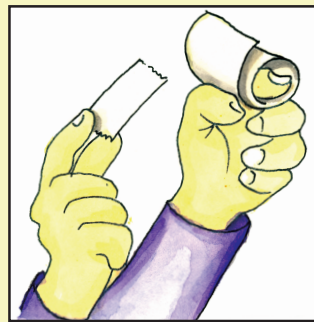

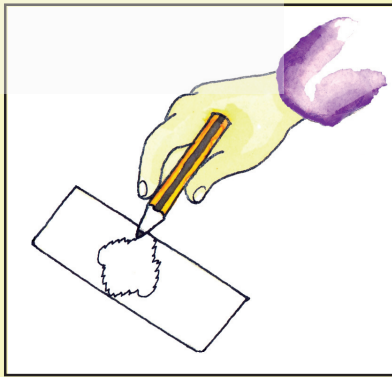
Soot





Draw and colour.

مدونة
سلطنة عمان
التعليمية

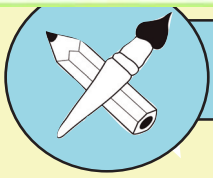


Hello!
What's your
name?



I'm Soot!





Draw and colour.

مدونة
سلطنة عمان
التعليمية





Listen.

Who is it?

It's Vicky!






Speak.

Who is it?

مدونة
سلطنة عمان
التعليمية




?



Listen and guess.

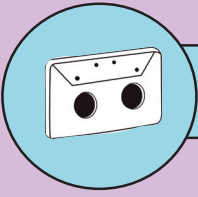
What is it?



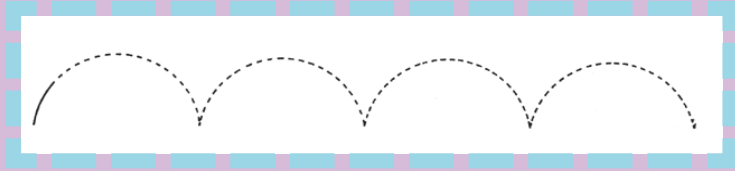
a teddy bear

a football


a car



Listen.



مدونة
سلطنة عمان
التعليمية





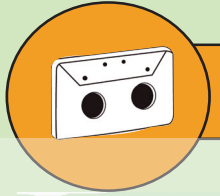
Unit 2 Colours and objects



Sing the song.

مدونة
سلطنة عمان
التعليمية






Listen.

What is it?

It's a ...






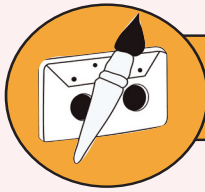
Speak.

What is it?



It's a ...

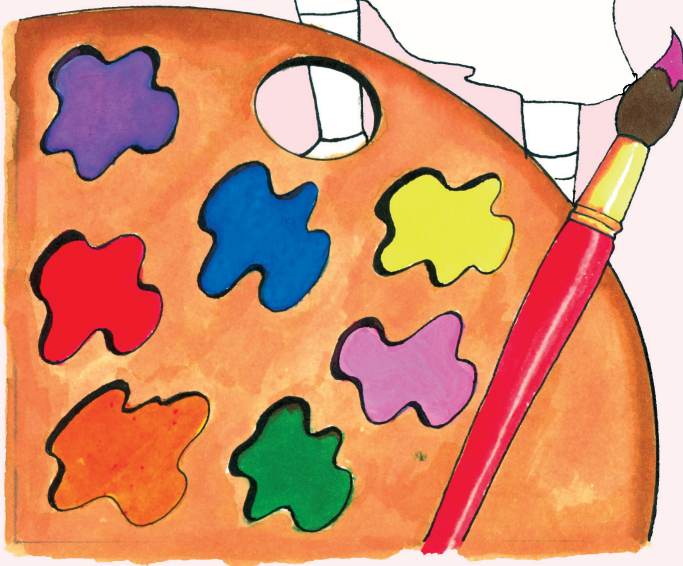


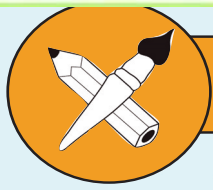


Listen and colour.




مدونة
سلطنة عمان
التعليمية






Draw and colour.

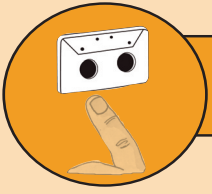
مدونة
سلطنة عمان
التعليمية





Sing the song.



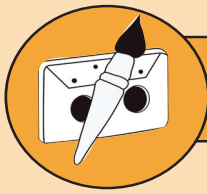


Listen and point.


What is it?

It's a ...




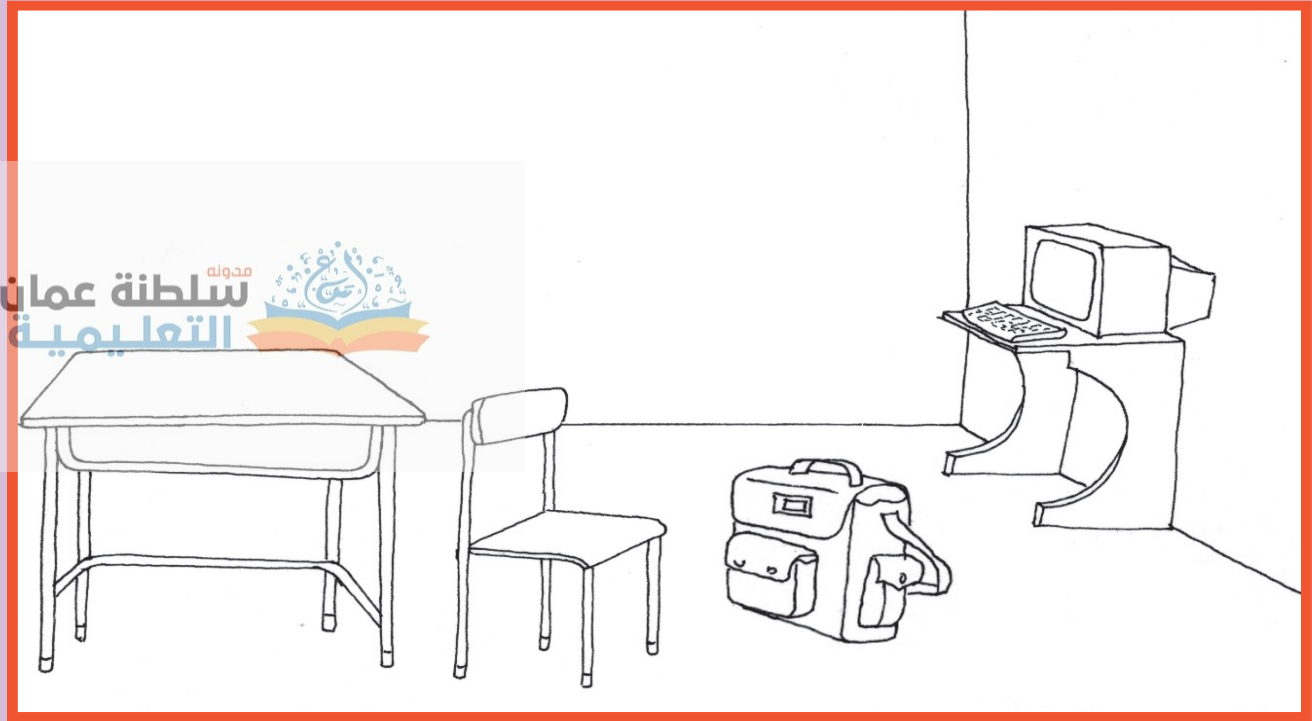


Listen and colour.

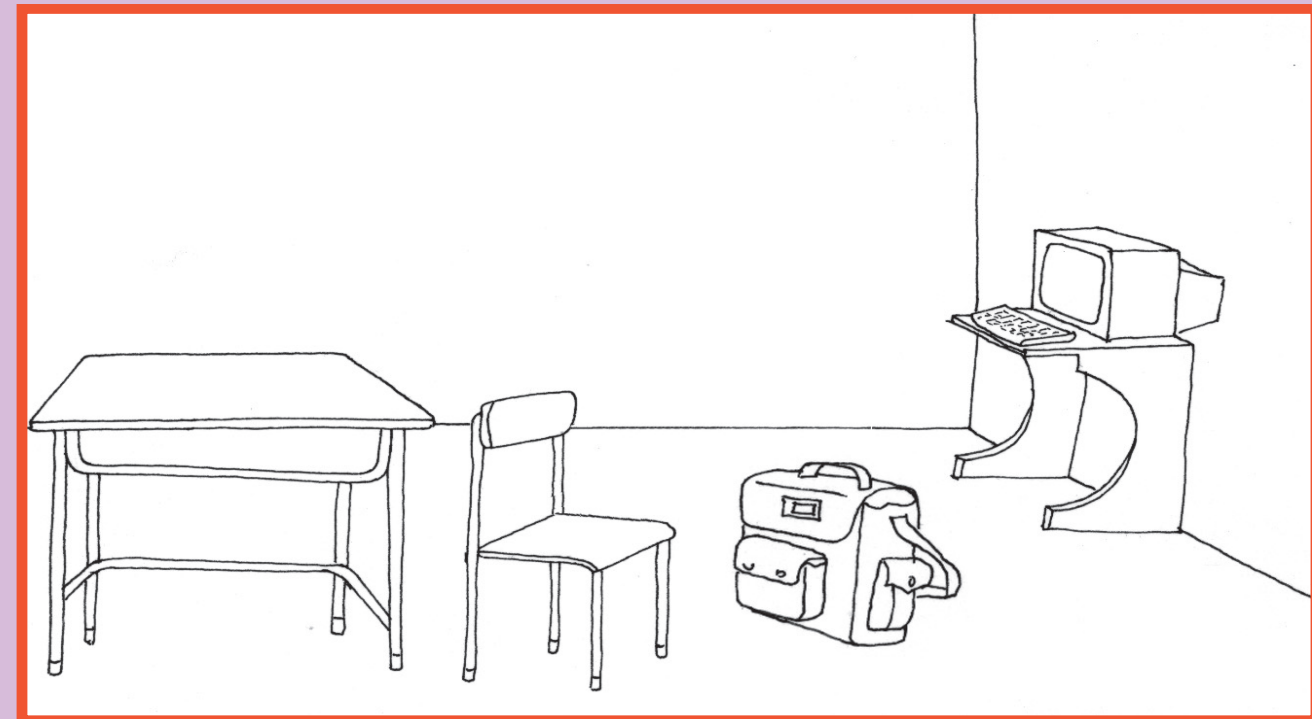





Colour.




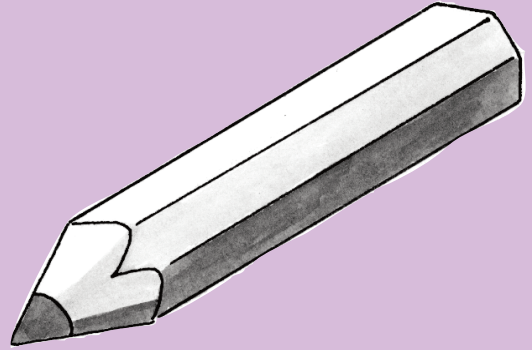

Listen and colour.





Listen and match.

مدونه
سلطنة عمان
التعليمية



1

2

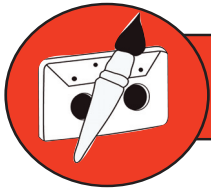


3

4


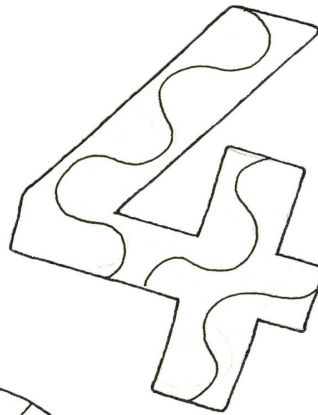


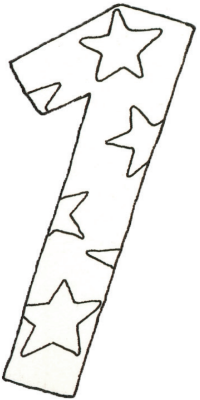
5


Unit 3 Numbers and Body

مدونة
سلطنة عمان
التعليمية




Listen and colour.





Count and match.

سلطنة عمان
التعليمية



p.151


1

2


3

4


5



p.151



Colour the picture.

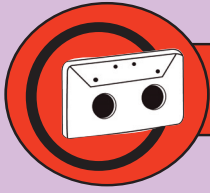




Listen and match.

مدونة
سلطنة عمان
التعليمية






Listen and circle.


1




2



3



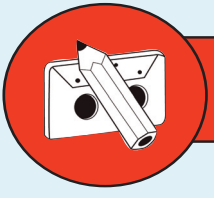
4







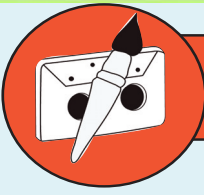
Draw and colour.




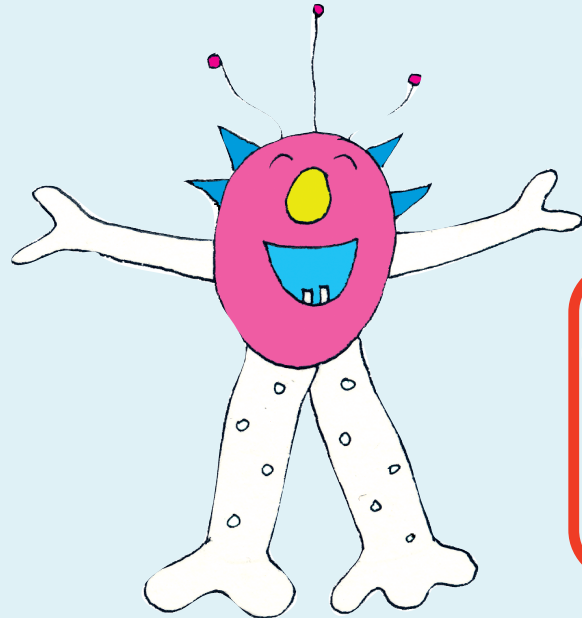




Listen and draw.





Listen and match.









1 2 3 4 5 6 7 8 9 10


Unit 4 Numbers and Shapes



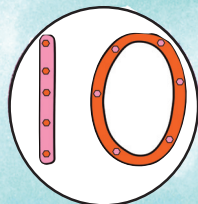



Count and draw.

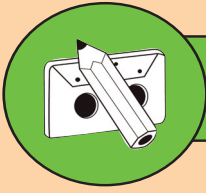
مدونة
سلطنة عمان
التعليمية





مدونة
سلطنة عمان
التعليمية





Listen and draw.










Count and draw.



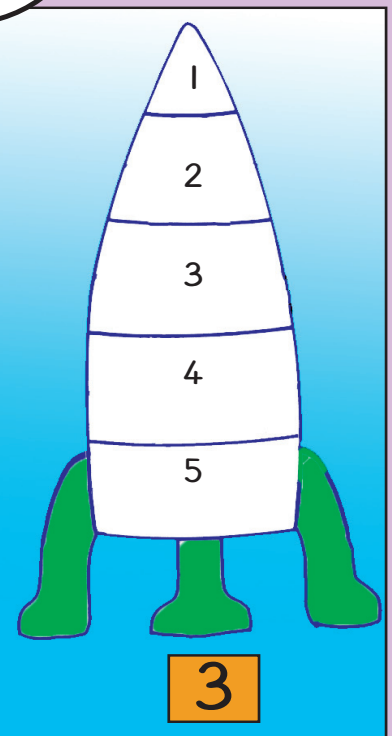
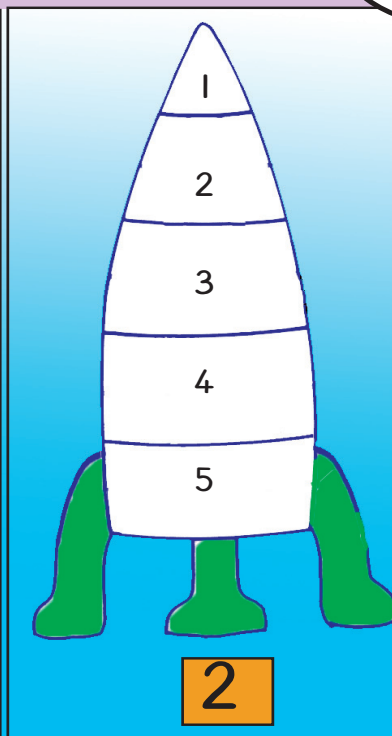
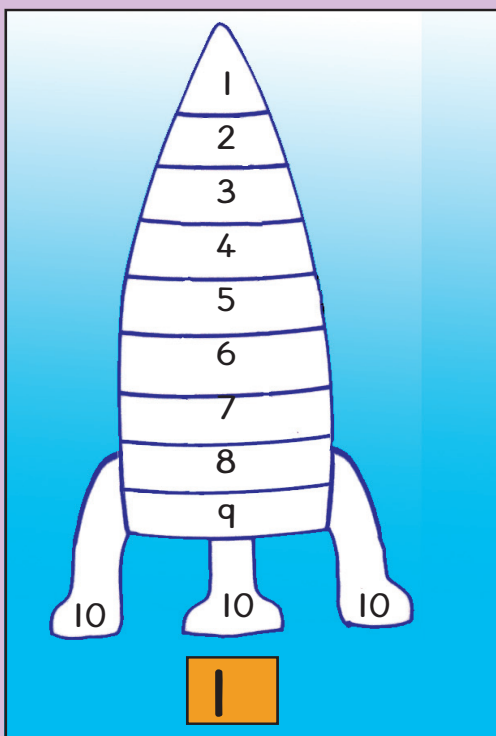


Listen to the countdown.



Listen and colour.




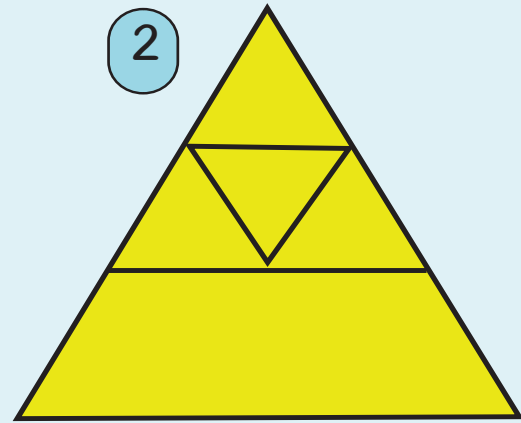
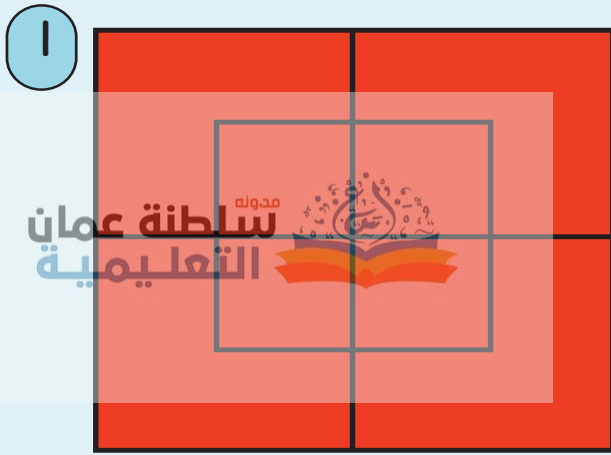

Number 1
is

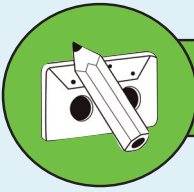




Sing the song.

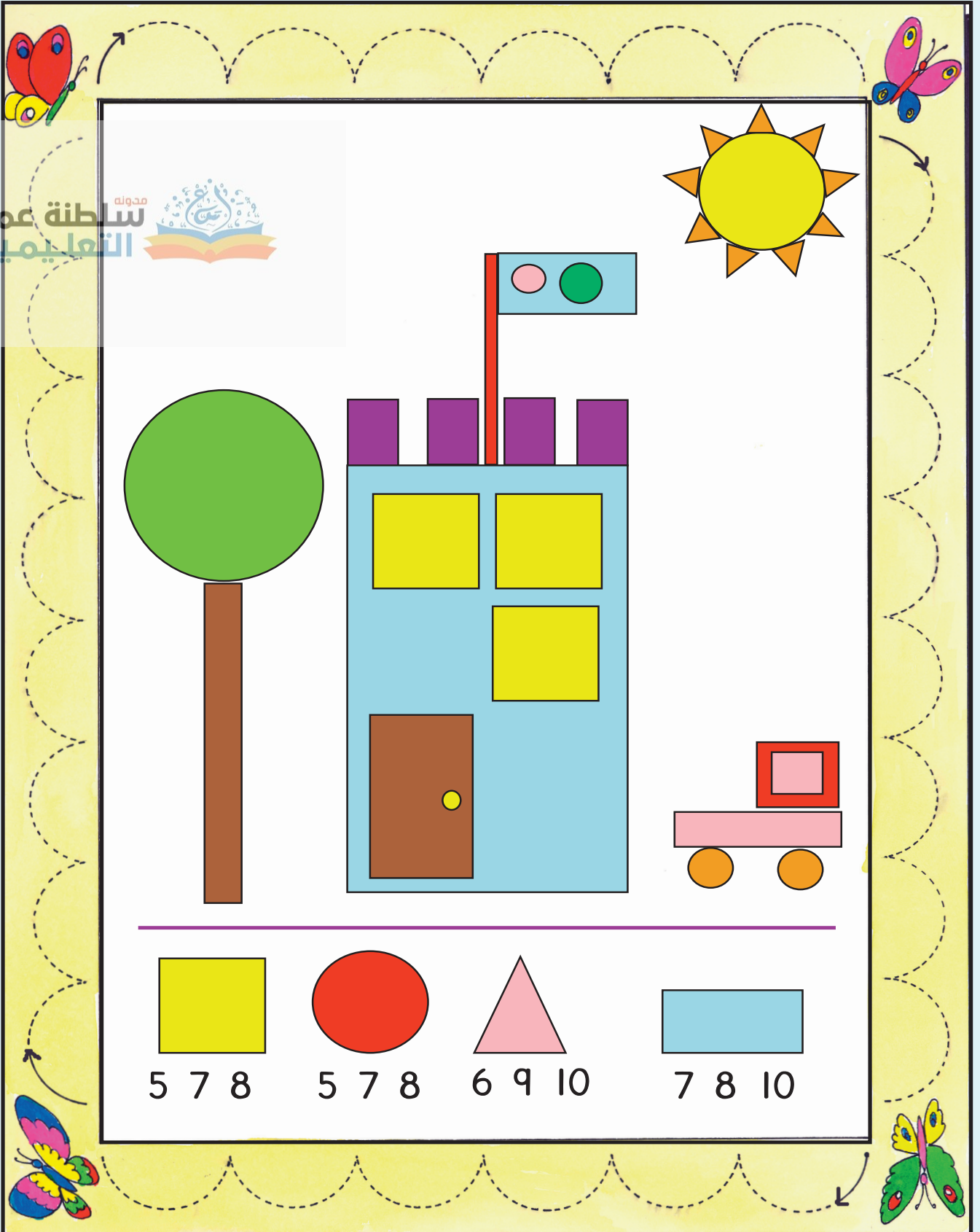


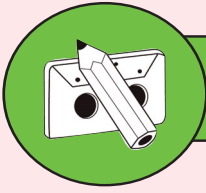





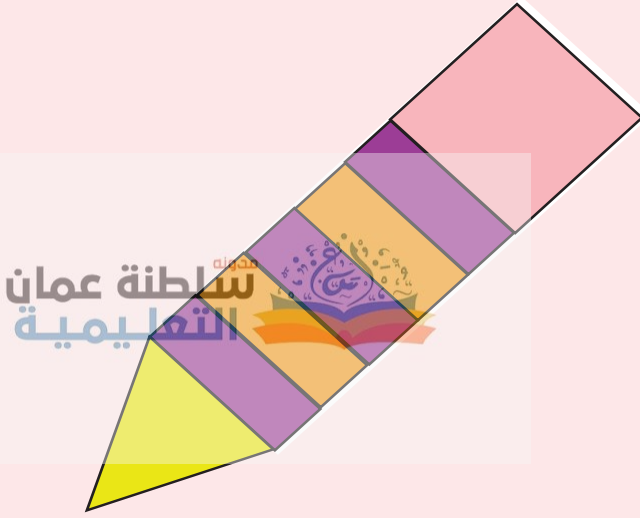
Listen and draw.

مدونه
سلطنة عمان
التعليمية





Listen and match.


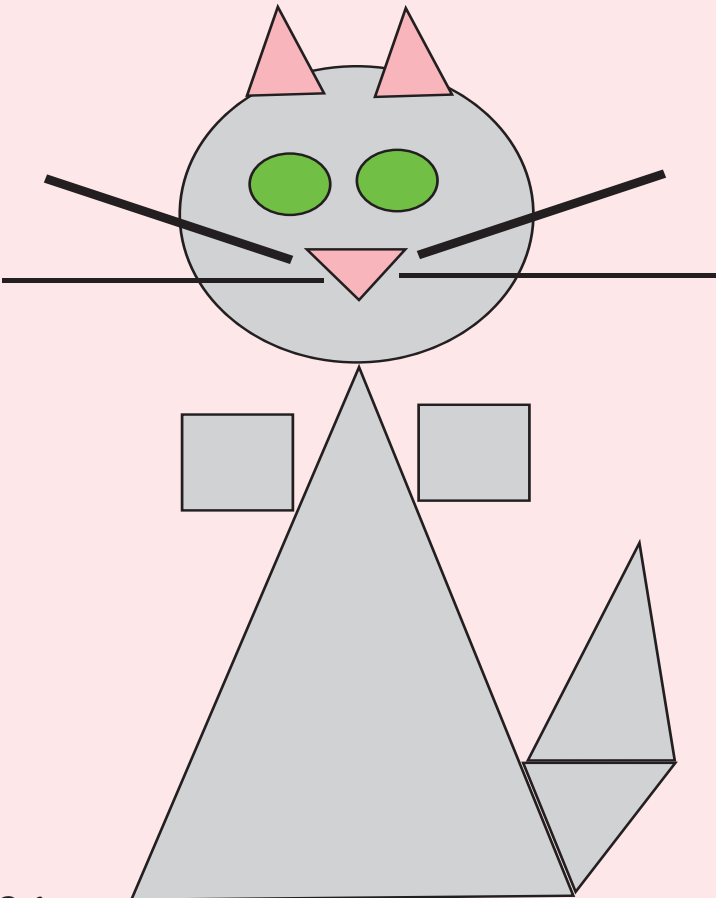


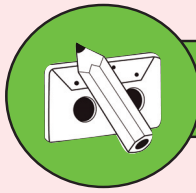
1

2

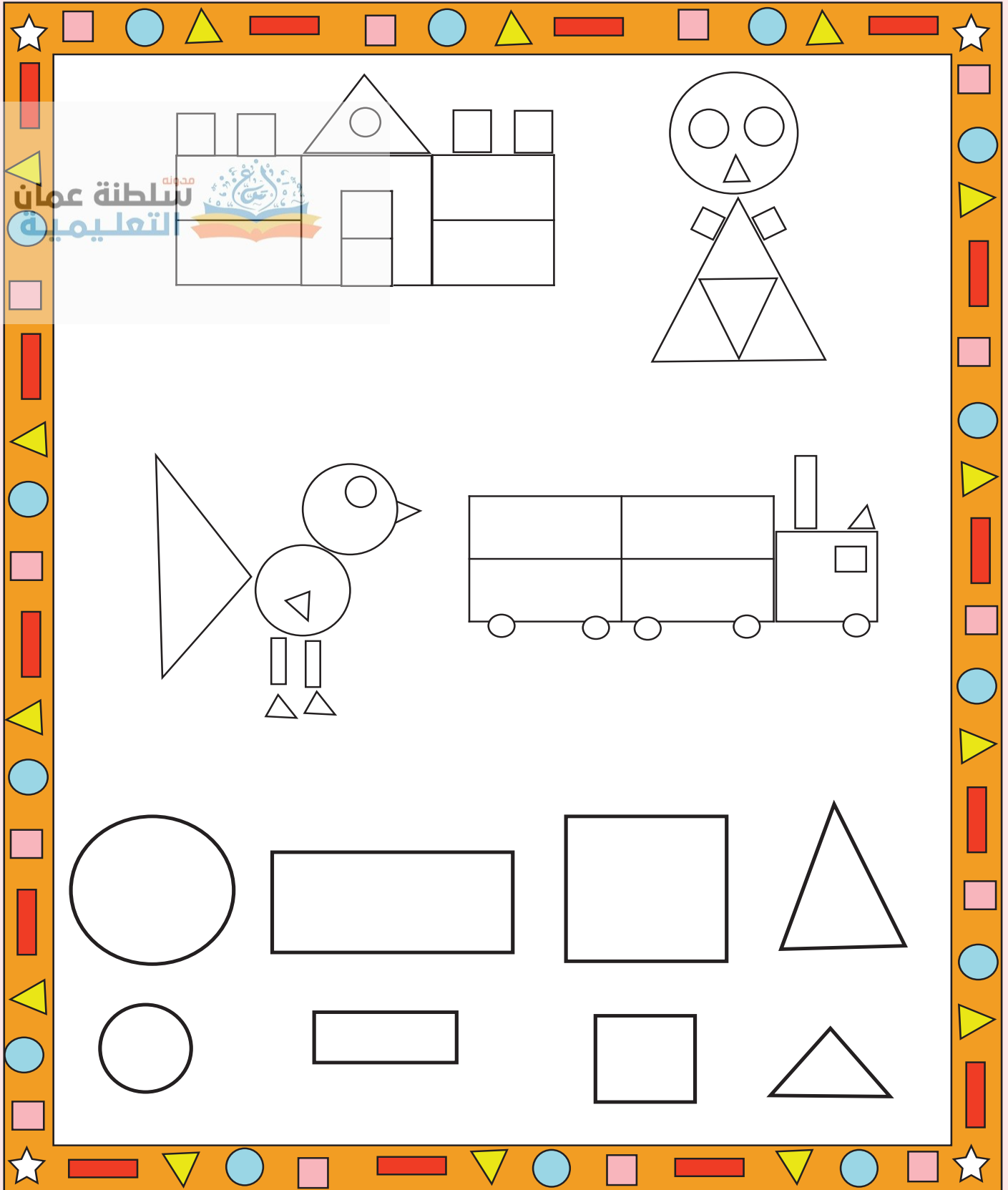

3


4





Listen and draw.





Unit 5 My Face



Sing the song.

سلطنة عمان
التعليمية

shoulders

knees

toes

head



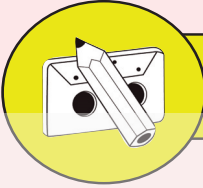
eyes

ears

mouth

nose





Listen and match.




1

2

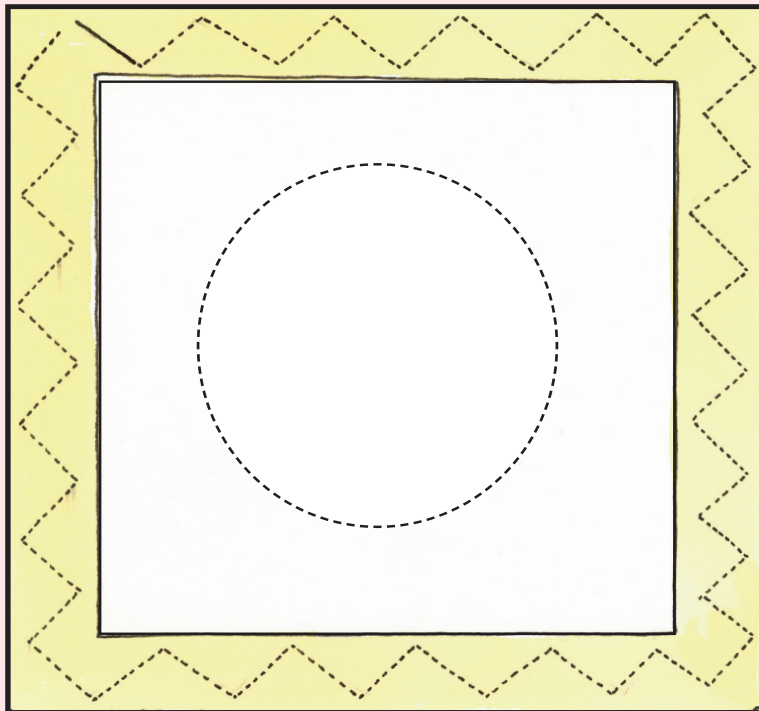
3

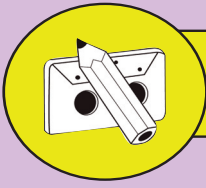
4

5



Play a game.





Listen and match.

مدونة
سلطنة عمان
التعليمية




1


2

3

4



Draw and colour.





Listen and guess.

I've got two big ears and

I've got eight little fingers and

سلطنة عمان
التعليمية

1



2



Say the rhyme.





Listen and match.

مدونة
سلطنة عمان
التعليمية

What colour is ?

I've got ...

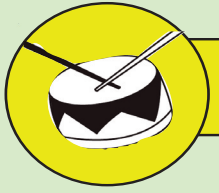




Listen to the descriptions.


He's got ...
and

She's got ...
and



Say the rhyme.













Listen and colour.





Listen and cut.





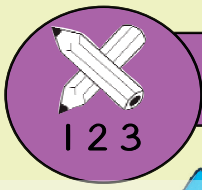


Unit 6 My Classroom



Say the rhyme.


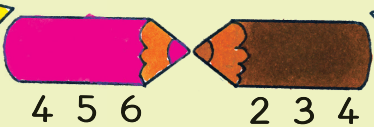
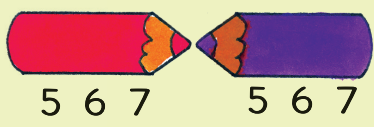


مدونه
سلطنة عمان
التعليمية





Count and draw.

How many pencils can you see?






Ask and answer.

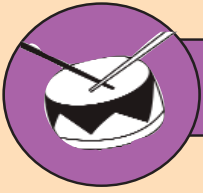
How many ... ?



Where is ... ?

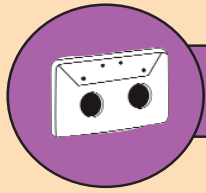
 9 10	 9 10	 9 10	 4 5	 4 5	 4 5	 4 5
--	---	---	--	---	--	--





Say the rhyme.

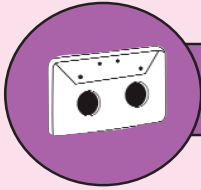









Listen.

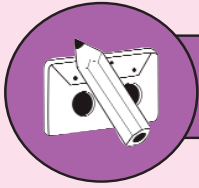
Where's
the book?




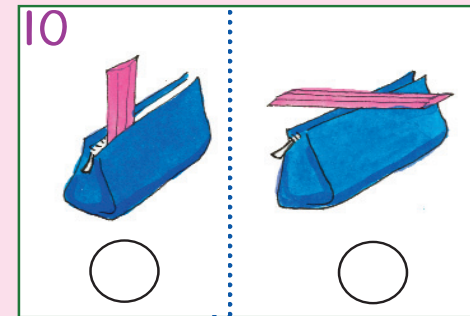
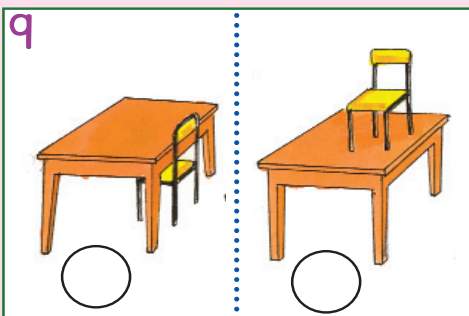
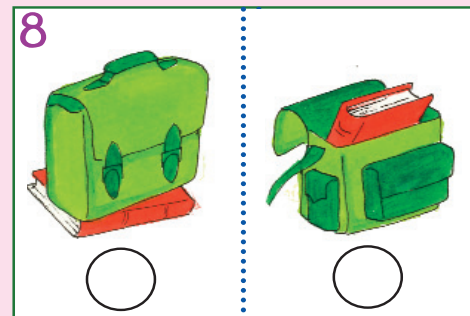
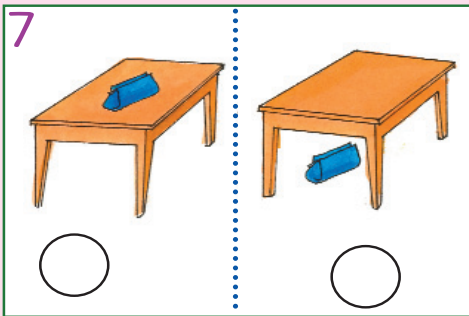
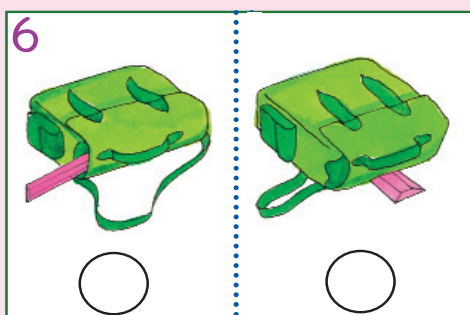

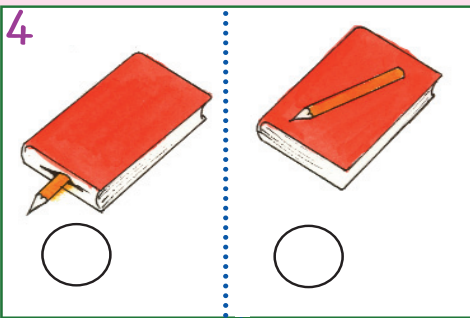
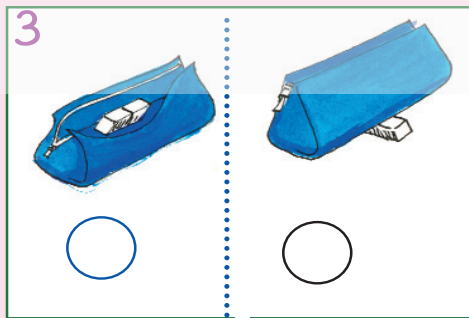
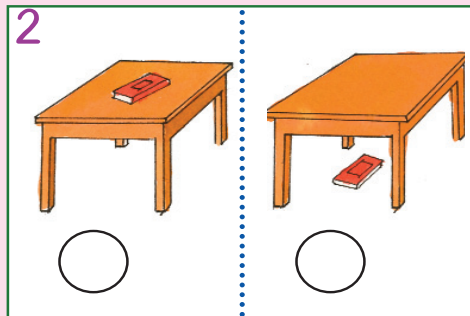
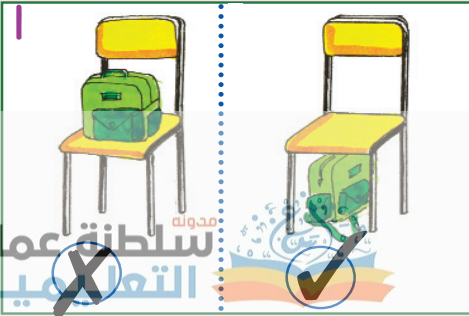



Listen.







Listen and tick.







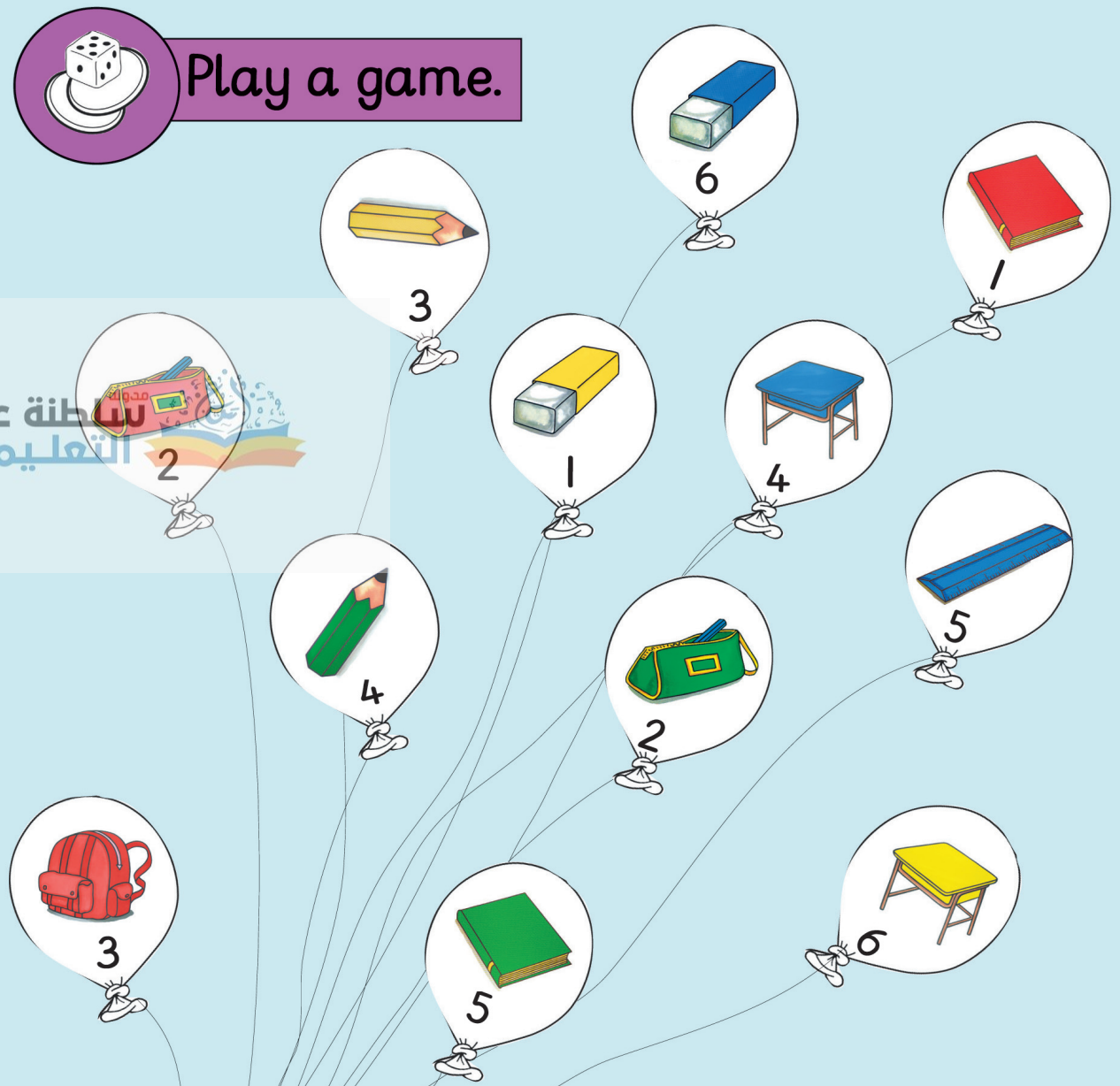
Listen and colour.






Play a game.

سلطنة عمان
التعليمية




Unit 1

Glossary



a car



a computer



a football



Maha



Paul




Sami




Soot



a teddy bear



a telephone



a television

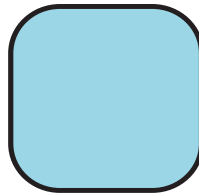


Vicky

Unit 2



a bag




blue




a book



a chair



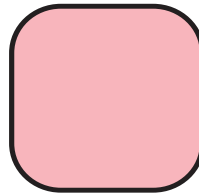
green




orange




a pencil



pink



purple




red



a table

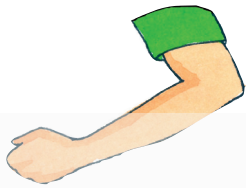


a whiteboard



yellow

Unit 3



مدونة سلطنة عمان التعليمية
an arm



a leg

1

one



a finger

5

five

3

three



a foot



a thumb

4

four



a hand


2

two




a head


Unit 4



black



brown



a circle

8

eight

9

nine



a rectangle

7

seven

6

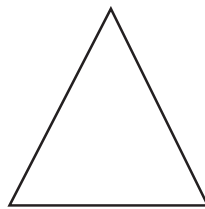
six



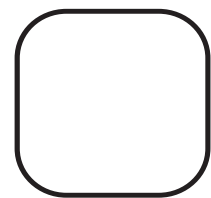
a square

10

ten



a triangle



white

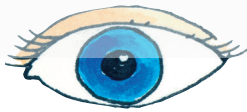
Unit 5



a boy
سلطنة عمان
التعليمية



an ear



an eye



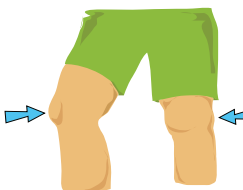
a face



a girl



hair



knees



a nose

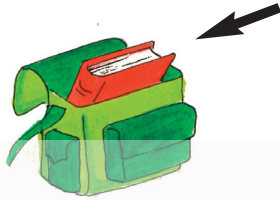


a mouth

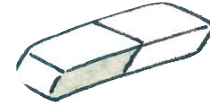


shoulders

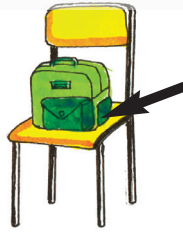
Unit 6



مدونة سلطنة عمان التعليمية in



a rubber




on



a pencil case



a ruler



under



scissors

Songs and Rhymes

The Hello Song

Hello, I'm Sami.
How are you?
Hello! Hello!
Welcome Sami,
we welcome you.
Hello! Hello!

Hello, I'm Vicky.
How are you?
Hello! Hello!
Welcome Vicky,
we welcome you.
Hello! Hello!

Hello, I'm Soot.
How are you?
Hello! Hello!
Welcome Soot,
we welcome you.
Hello! Hello!

Hello, I'm Maha.
How are you?
Hello! Hello!
Welcome Maha,
we welcome you.
Hello! Hello!

Hello, I'm Paul.
How are you?
Hello! Hello!
Welcome Paul,
we welcome you.
Hello! Hello!

Hello, I'm Biff.
How are you?
Hello! Hello!
Welcome Biff,
we welcome you.
Hello! Hello!
Goodbye!

The Teddy Bear Rhyme

Teddy bear, teddy bear
Turn around

Teddy bear, teddy bear
Touch the ground

Teddy bear, teddy bear
Point to the door

Teddy bear, teddy bear
Do it once more.

Teddy bear, teddy bear
Turn around

Teddy bear, teddy bear
Touch the ground

Teddy bear, teddy bear
Point to the ball

Teddy bear, teddy bear
Now that's all

I Can Sing a Rainbow

Red and yellow and pink and
green

Purple and orange and blue

I can sing a rainbow

Sing a rainbow

Sing a rainbow too.

Red and yellow and pink and
green

Purple and orange and blue

I can sing a rainbow

Sing a rainbow

Sing a rainbow too.

The Alphabet Song

a b c d e f g,
Come and learn with me,
h i j k l m n,
o p q r s t u,
v w x y z,
The alphabet is in my head.



1, 2, 3, 4,
Point to the whiteboard,
point to the door,
1, 2, 3, 4,
Point to the window, point to
the floor.
1, 2, 3, 4,
Point to the whiteboard,
point to the door,
1, 2, 3, 4,
Point to the window, point to
the floor.

One Finger, One Thumb

Verse 1

One finger, one thumb,
keep moving.
One finger, one thumb,
keep moving.
One finger, one thumb,
keep moving.
One, two, three, four, five.

Verse 2

One finger, one thumb, one arm,
one leg, keep moving.
One finger, one thumb, one arm,
one leg, keep moving.
One finger, one thumb, one arm,
one leg, keep moving.
One, two, three, four, five.

Verse 3

One finger, one thumb, one arm,
one leg, one nod of the head, keep
moving.
One finger, one thumb, one arm,
one leg, one nod of the head, keep
moving.
One finger, one thumb, one arm,
one leg, one nod of the head, keep
moving.
One, two, three, four, five.

Verse 4

One finger, one thumb, one arm,
one leg, one nod of the head, stand
up, sit down,
keep moving.
One finger, one thumb, one arm,
one leg, one nod of the head, stand
up, sit down,
keep moving.
One finger, one thumb, one arm,
one leg, one nod of the head, stand
up, sit down,
keep moving.
One, two, three, four, five.

Verse 5

One finger, one thumb, one arm,
one leg, one nod of the head, stand
up, sit down, and
turn around keep moving.
One finger, one thumb, one arm,
one leg, one nod of the head, stand
up, sit down, and
turn around keep moving.
One finger, one thumb, one arm,
one leg, one nod of the head, stand
up, sit down, and
turn around keep moving.
One, two, three, four, five.

Ten Little Indians

One little, two little,
three little Indians
Four little, five little,
six little Indians
Seven little, eight little,
nine little Indians
Ten little Indian boys



Ten little, nine little,
eight little Indians
Seven little, six little,
five little Indians
Four little, three little,
two little Indians
One little Indian boy

The Shape Rhyme

Triangle, rectangle,
circle, square,
Stand up.
Turn around.
Touch a teddy bear.

Triangle, rectangle,
circle, square,
Sit down.
Touch the ground.
Point to a chair.

Head and Shoulders

Head, shoulders, knees and toes,
knees and toes.
Head, shoulders, knees and toes,
knees and toes.
And eyes and ears and mouth and
nose,
Head, shoulders, knees and toes,
knees and toes.

Head, shoulders, knees and toes,
knees and toes.
Head, shoulders, knees and toes,
knees and toes.
And eyes and ears and mouth and
nose,
Head, shoulders, knees and toes,
knees and toes.

The Creature Poem

I've got two purple eyes and my
hair is red,
Two big ears and a big green head.
I've got six little fingers and a big
pink nose,
Two big legs and eight little toes.

Clap your Hands Rhyme

Verse 1

Clap your hands,
Turn around,
Touch the sky,
Touch the ground.

Verse 2

Clap your hands,
Stamp your feet,
Nod your head,
Go to sleep.

The Classroom Rhyme

Look at the whiteboard,
look at the floor.
Point to the window,
point to the door.
Pick up a ruler,
put it on your head,
Pick up a pencil
and touch something red.



The Preposition Rhyme






Pick up a book,
put it on your head.
Pick up a pencil,
put it under something red.
Pick up a rubber,
put it on your nose.
Pick up a ruler
and touch your toes!









CUT

مدونة
سلطنة عمان
التعليمية





CUT









مدونة
سلطنة عمان
التعليمية

